



NIGHT LATCHES · PADLOCKS  
DOOR CLOSERS · KEY BLANKS  
SPECIAL PURPOSE LOCKS  
BUILDERS' HARDWARE  
KEY CUTTING MACHINES

CATALOG NO. 12

INDEPENDENT LOCK COMPANY

FITCHBURG, MASS.



**CATALOG NO. 12**

**NIGHT LATCHES - PADLOCKS - DOOR CLOSERS  
BUILDERS' HARDWARE - SPECIAL PURPOSE LOCKS  
KEY BLANKS - KEY CUTTING MACHINES  
LOCKSMITHS' SUPPLIES**

**INDEPENDENT LOCK COMPANY**

**FACTORY AND GENERAL OFFICES  
FITCHBURG, MASSACHUSETTS, U. S. A.**

**BRANCH OFFICES**

25 Warren St.....New York, N. Y.	207 A St.....Boston, Mass.	406 Wall St.....Los Angeles, Cal.
2109 Cass Ave.....Detroit, Mich.	523 Commerce St.....Philadelphia, Pa.	121 Second St.....San Francisco, Cal.
555 W. Randolph St.....Chicago, Ill.	611 N. Eutaw St.....Baltimore, Md.	568 First Ave., So. ....Seattle, Wash.

And other principal cities

Copyright 1941, Independent Lock Company





## FOREWORD

**Three definite aims have dominated the preparation of this catalog —**

**First:** To give the dealer and retail salesman valuable merchandising ideas and suggestions for increasing sales.

**Second:** To present complete information and technical instruction on the various lines in the simplest, most readable form.

**Third:** To make it an easy reference catalog in which any specific line, or item, might be found with a minimum of effort.

The result of these aims we present to the trade herewith, in our Catalog No. 12.

In response to popular request, this catalog has been bound in loose-leaf form to permit the inclusion of additional pages as new items are added. The policy of full-size illustrations has been retained in the Locksmith Supplies and Key Blank Sections. In other sections, reduced illustrations have been used to permit better arrangement.

Our numbering system is the simplest we have been able to devise. Unless otherwise specified, the catalog number of an item also indicates the finish, making it unnecessary to affix a symbol. Dealers are requested to use our catalog numbers at all times in ordering, to avoid delays and possible errors.

## SALES POLICIES

**Terms of Payment:** One per cent discount is allowed on payments made within 10 days of date of invoice. Net amount of invoice is due and payable within 30 days of invoice date.

We will gladly ship merchandise on above terms to customers who are suitably listed with mercantile agencies, or who can supply us with satisfactory business references. Shipments otherwise will be made on C.O.D. terms, which require a deposit of 20% to cover transportation costs and handling.

Accounts not paid when due are subject to interest charges at the rate of 6% per annum from due date.

**Shipments:** All prices, quotations, and shipments are f.o.b. Fitchburg, Massachusetts. All freight, express, and truck shipments are at the purchaser's risk. Parcel post shipments are insured at customer's expense. All claims of errors in shipment or invoicing must be made to us within 5 days of receipt of merchandise. Unless otherwise specified on the order, we reserve the right to make partial shipments whenever available stock does not permit complete shipment.

**Orders:** We reserve the right to reject any orders received which are not acceptable to us.

**Cancellations:** Orders for regular stock goods accepted for immediate shipment may be cancelled prior to shipment only. Orders for regular stock goods accepted for deferred shipment, and orders for special goods, may be cancelled only upon payment of our charges covering all expenses involved.

**Returned Goods:** We take pride in the uniform high quality of all of our merchandise. We guarantee to repair or replace any merchandise found to be defective in workmanship or material. No merchandise may be returned for credit or replacement unless previously authorized by us. If, upon reinspection, no defects or deviations from customer's specifications are found, we reserve the right to return the merchandise at customer's expense, including handling charges.

**Prices:** All prices and quotations are subject to change without notice.

INDEPENDENT LOCK COMPANY



# ALPHABETICAL INDEX

	Page No.		Page No.
Advertising Display Cards.....	20	Door Closers and Parts.....	60 through 74
Advertising Padlock and Keys.....	53	Door Knobs.....	85
Auto Door Lock Spring Chart.....	113	Door Knockers.....	87
Auto Door Lock Springs.....	112	Door Opener, Electric.....	86
Auto Keys and Blank.....	192	Door Pulls.....	90
Automobile Pillar Locks.....	96, 97	Door Stops.....	90
Bag and Suitcase Keys.....	204	Drawer Lock Display Mounts.....	21
Ball Bearing Door Closers.....	62, 63, 71	Drawer Locks.....	55
Bathroom Lock Emergency Key.....	215	Drawer Pulls.....	88
Bicycle Padlocks.....	50, 51	Drill Gauge.....	115
Bit and Barrel Key Blanks.....	205 through 217	Electric Switch Key Blanks.....	191
Bronze Barrel Key Blanks.....	214	Entrance Door Handle Sets.....	77
Bronze Bit Key Blanks.....	217	Extra Long Arms, Door Closers.....	66
Builders' Hardware.....	75 through 90	Files.....	115
Cabinet Locks.....	57, 91 through 97	Filing Cabinet Locks.....	95
Cap Screws.....	110	Following Tool.....	114
Casement Adjusters.....	89	Front Door Locks, Cylinder and Bit Key Types.....	82
Casement Fasteners.....	89	Glossary.....	15
Cash Register Key Assortment.....	195	Glove Compartment Locks.....	94
Cash Register Keys and Blanks.....	193, 194, 195	Graphite.....	110
Chain Door Fasteners.....	90	Graphite Guns.....	110
Closet Spindles.....	107	Gum Ball Machine Locks.....	94
Coat Hooks.....	88	Hand of Doors.....	67
Coin Machine Locks.....	91 through 94	Hand Rail Brackets.....	90
Connecting Bars.....	109	Hand Stamping Die.....	114
Connecting Screws.....	109	Holder Arms, Door Closers.....	60, 61, 62, 63, 66
Cupboard Catches.....	88	Jackknife Key Blanks.....	231
Cupboard Locks.....	54	Key Blank Assortments.....	232
Cupboard Turns.....	88	Key Blanks and Keys.....	126 through 232
Cylinder Back Plates.....	102	Key Blanks for Acme Locks.....	127
Cylinder Discs.....	108	Key Blanks for Allen Locks.....	127
Cylinder Pins.....	108	Key Blanks for American Locks.....	127
Cylinder Plug Retainers.....	109	Key Blanks for B. K. S. Locks.....	182
Cylinder Rings.....	102	Key Blanks for Baird Locks.....	127
Cylinder Springs.....	111	Key Blanks for Barrows Locks.....	127
Cylinders, Replacement.....	58	Key Blanks for Bell Locker and Cabinet Locks.....	189
Deadlatches, Rim Cylinder.....	27	Key Blanks for Best Locks.....	127
Dead Locks, Mortise Cylinder.....	84	Key Blanks for Briggs & Stratton Locks.....	128 through 130
Dead Locks, Rim Cylinder.....	34, 35, 36	Key Blanks for Butters Tire Locks.....	165
Dead Locks, Tubular Type.....	33	Key Blanks for Century Locks.....	182
Deck Lock Springs, Miscellaneous.....	111	Key Blanks for Chicago Locks.....	132, 133, 192
Depth Gauges.....	115	Key Blanks for Clinton Locks.....	133
Door Check Washers.....	109	Key Blanks for Clum Locks.....	133
Door Closer Adjustable Foot.....	65	Key Blanks for Columbia Locks.....	185
Door Closer Brackets.....	64, 65	Key Blanks for Corbin Locks.....	133 through 139
Door Closer Display Mounts.....	22	Key Blanks for Croning Locks.....	182
Door Closer Springs.....	73		
Door Closer Wrenches.....	74		

ALPHABETICAL INDEX

**ALPHABETICAL INDEX**



	Page No.
Key Blanks for Crown Locks.....	140
Key Blanks for Damm Locks.....	182
Key Blanks for Dexter Locks.....	140, 230
Key Blanks for Diebold Safe Locks.....	190
Key Blanks for Dura Locks.....	182
Key Blanks for Dudley Locks.....	189
Key Blanks for Durand Locker Locks.....	189
Key Blanks for Eagle Locks.....	140, 141, 142, 230
Key Blanks for Earle Locks.....	143
Key Blanks for Elgin Locks.....	143
Key Blanks for Emo S. Co. Locks.....	143
Key Blanks for EPCO Locks.....	189
Key Blanks for Ertel Locks.....	143
Key Blanks for Etas Locks.....	182
Key Blanks for Excelsior Locks.....	143
Key Blanks for Ferro Stamping Co. Locks.....	144
Key Blanks for Fraim Locks.....	144, 145
Key Blanks for H. F. L. Locks.....	182
Key Blanks for H. H. M. Safe Locks.....	188
Key Blanks for Huber Locks.....	145
Key Blanks for Hurd Locks.....	145
Key Blanks for Illinois Locks.....	146
Key Blanks for Independent Locks.....	146 through 149
Key Blanks for Jowil Locks.....	183
Key Blanks for Junkunc Locks.....	127
Key Blanks for Keil Locks.....	149, 150, 226
Key Blanks for Kenrick Locks.....	183
Key Blanks for Lips Locks.....	183, 184
Key Blanks for Lockwood Locks.....	150, 151
Key Blanks for Lyons Locker Locks.....	190
Key Blanks for Master Padlocks.....	151, 226, 227, 229
Key Blanks for McKinney Locks.....	151
Key Blanks for Medart Locks.....	190, 229
Key Blanks for Mosler Locks.....	186, 188
Key Blanks for Narragansett Locker Locks.....	189, 190
Key Blanks for National Locks.....	151
Key Blanks for Norwalk Locks.....	152
Key Blanks for Penn Locks.....	153
Key Blanks for Pexto Locks.....	153
Key Blanks for Reading Locks.....	153
Key Blanks for Reading Knob Works Locks.....	143
Key Blanks for Reese Locks.....	153, 154
Key Blanks for Regal Locks.....	184
Key Blanks for Rixon Locks.....	154
Key Blanks for Rockford Locks.....	154
Key Blanks for Ronis-Mathis Locks.....	184
Key Blanks for Russell & Erwin Locks (Russwin)....	154, 155, 156
Key Blanks for Ry-Locks.....	156
Key Blanks for Safe Locks.....	156
Key Blanks for Sager Locks.....	157

	Page No.
Key Blanks for Sargent Locks.....	157 through 163
Key Blanks for Sargent & Greenleaf Locks.....	187, 188
Key Blanks for Sav-A-Call Locks.....	163
Key Blanks for Schlage Locks.....	164
Key Blanks for C. E. Schultz Locks.....	184
Key Blanks for Shroder Locks.....	164
Key Blanks for Segal Locks.....	165
Key Blanks for Shaw 99 Locks.....	184
Key Blanks for Shwayder Locks.....	165
Key Blanks for Skillman Locks.....	165
Key Blanks for Slaymaker Locks.....	165, 166
Key Blanks for Taylor Locks.....	166
Key Blanks for Trio Locks.....	184
Key Blanks for Union Locks.....	184
Key Blanks for Unit Locks.....	166
Key Blanks for Vassar Locks.....	153
Key Blanks for Vaughan Locks.....	185
Key Blanks for Weaver Locks.....	166
Key Blanks for Welch Locks.....	166
Key Blanks for Western Locks.....	190
Key Blanks for Wilson-Bohannon Locks.....	166
Key Blanks for Yale Locks.....	167 through 181, 230, 231
Key Blanks for York Locks.....	186, 187
Key Blanks for Zeni Locks.....	185
Key Boards.....	232
Key Cases.....	100
Key Chains.....	99
Key Cutting Machines.....	117 through 124
Key Decoder.....	116
Key Extractors.....	116
Key Machine Cutters.....	125
Key Rings.....	100, 101
Key Signs.....	21
Key Tags.....	101
Keyhole Locks.....	38
Keying Information.....	24, 25
Keys for Bassett Locks.....	199
Keys for Chicago Locks.....	192
Keys for Corbin Locks, Malleable.....	215
Keys for Corbin Trunk Locks.....	199, 200
Keys for Eagle Trunk Locks.....	200, 201
Keys for Everlasting Trunk Locks.....	201
Keys for Excelsior Locks.....	202
Keys for Intimo Trunk Locks.....	203
Keys for Milwaukee Trunk Locks.....	203
Keys for Neumann Trunk Locks.....	203
Keys for Yale Trunk Locks.....	203
Knob Locks.....	94
Knob Screws, Headless.....	110
Knob Screws, Regular.....	110
Knob Washers.....	109



**ALPHABETICAL  
INDEX**

	Page No.		Page No.
Letter Box Keys, Cut.....	203	Pintainer.....	108
Letter Box Lock Key Blanks.....	191	Push Buttons, Electric.....	86
Letter Box Plates.....	87	Retainer Screws.....	110
Liquid, Door Closer.....	74	Rim Lock Sets.....	85
Lock Picks.....	116	Safe Deposit Key Blanks.....	186 through 189
Lock Pick Sets.....	116	Sales Boosters.....	19, 20, 21, 22
Lock Sets, Chesapeake Design.....	79	Sash Fasteners.....	89
Lock Sets, Portsmouth Design.....	80	Sash Lifts.....	89
Lock Sets, Richmond Design.....	80	Screen Door Catches.....	81
Lock Sets, Winthrop Design.....	78	Screen Door Closer Display Mounts.....	22
Locker Lock Key Blanks.....	190	Screen Door Closers.....	68, 69, 72
Locker Locks.....	56	Secret Gate Latches.....	88
Locksmith Supplies.....	98 through 113	Special Cylinders.....	91 through 95
Locksmith Tools.....	114, 115, 116	Spindles.....	106, 107
Locksmiths' Kit.....	110	Spring Steel.....	111
Malleable Iron Key Blanks.....	205 through 215	Spring Wire.....	111
Mortise Bolt Locks.....	37	Stamping Die Sets.....	114
Mortise Bolt Lock Display Mounts.....	22	Steel Bit Key Blanks.....	216
Mortise Cylinder Locking Screws.....	109	Steel Flat and Corrugated Key Blanks.....	218 through 231
Mortise Knob Locks.....	83	Store Door Handle Sets.....	76
Mortise Latch Bolt Springs.....	111	Strikes, Replacement.....	103, 104, 105
Music Machine Locks.....	91, 92, 93	Suitcase Keys, Cut.....	201 through 204
Newspaper Mats.....	19	Suitcase Lock Key Blanks.....	191
Night Latch Bolt Springs.....	111	Switch Keys.....	231
Night Latch Display Mounts.....	22	Thumb Piece, Replacement.....	105
Night Latches, Mortise Cylinder.....	84	Transom Catches.....	88
Night Latches, Rim Cylinder.....	26, 28 through 31	Transom Chains.....	88
Night Latches, Tubular Type.....	32	Trunk Keys.....	196 through 203
Padlock Display.....	39	Turn Knob Discs.....	109
Padlocks.....	40 through 52	Turn Knobs.....	86
Parallel Arms, Door Closer.....	65	Universal Door Closers.....	60, 61, 70
Peanut Machine Locks.....	94	Vending Machine Locks.....	91 through 94
Pin Ball Game Locks.....	91, 92, 93	Wardrobe Lock Key Blanks.....	191
Pin Punches.....	114		
Pin Vises.....	115		



## NUMERICAL INDEX

Catalog No.	Page No.	Catalog No.	Page No.	Catalog No.	Page No.	Catalog No.	Page No.	Catalog No.	Page No.
1	196	T2	196	T4	196	7SG	111	WBT10	200
1C	111	TF2	199	TF4	199	B7	215	10½	104
1FS	125	TTA2	199	TTA4	199	HJ7	199	10¾	104
1M	205	TTB2	199	TTB4	199	HTK7	199	11	215
1ST	196	TTC2	199	TTC4	199	HTM7	199	11C	125
B1	215	TTD2	199	TTD4	199	HTN7	199	11AM	206
BMC1	192	TTE2	199	TZ4	200	K7	215	11M	206
HJ1	199	TTF2	199	WBS4	200	P7	215	11SG	111
HTK1	199	TZ2	200	WBT4	200	R7	215	B11	215
HTM1	199	WBS2	200	4¼	105	S7	111	CK11	201
HTN1	199	WBT2	200	4½	103	TF7	199	HJ11	199
J1	108	2½	103	4¾	102	TZ7	200	HTK11	199
K1	215	2¾	103	5AM	205	WBS7	200	HTM11	199
L1	108	3	196	5BM	205	WBT7	200	HTN11	199
P1	215	3AM	205	5M	205	7¼	105	K11	215
R1	215	3CB	109	5MC	125	7¾	102	LP11	116
S1	111	3FS	125	5RF	125	8KS	21	P11	215
S1A1	203	3FSHS	125	5SG	111	8M	206	R11	215
S1A2	203	3M	205	B5	215	8UC	125	S11	111
S1A3	203	B3	215	HJ5	199	B8	215	TF11	199
S1A4	203	BMC3	192	HTK5	199	HJ8	199	TZ11	200
S1A5	203	HJ3	199	HTM5	199	HTK8	199	WBS11	200
S1A6	203	HTK3	199	HTN5	199	HTM8	199	WBT11	200
S1A7	203	HTM3	199	K5	215	HTN8	199	12	197
S1A8	203	HTN3	199	P5	215	K8	215	12M	206
S1A9	203	J3	108	R5	215	P8	215	12MS	125
S1A10	203	K3	215	S5	111	R8	215	B12	215
S1A11	203	L3	108	S5H	111	S8	111	HJ12	199
S1A12	203	P3	215	T5	196	TF8	199	HTK12	199
ST1	196	R3	215	TF5	199	TZ8	200	HTM12	199
T1	196	S3	111	TTA5	199	WBS8	200	HTN12	199
TF1	199	S3A	111	TTB5	199	WBT8	200	K12	215
TTA1	199	ST3	196	TTC5	199	8¼	103	LP12	116
TTB1	199	T3	196	TTD5	199	8½	103	P12	215
TTC1	199	TF3	199	TZ5	200	9M	206	R12	215
TTD1	199	TTA3	199	WBS5	200	9S	125	S12 Spring	
TTE1	199	TTB3	199	WBT5	200	B9	215	Wire	111
TTF1	199	TTC3	199	5¼D	105	HJ9	199	S12 Trunk	
TZ1	200	TTD3	199	6KS	21	HTK9	199	Key	198
WBS1	200	TTE3	199	6M	206	HTM9	199	TF12	199
WBT1	200	TTF3	199	6MC	125	HTN9	199	TZ12	200
1¾	103	TZ3	200	6RF	125	K9	215	WBS12	200
2 Trunk Key	196	3¼	103	6ST	196	P9	215	WBT12	200
2 Strike	103	3½	102	B6	215	R9	215	13	198
2AM	205	WBS3	200	HJ6	199	S9	111	13FS	125
2CB	109	WBT3	200	HTK6	199	TF9	199	13FSHS	125
2CD	109	4	196	HTM6	199	TZ9	200	13M	206
2CN	109	4BM	205	HTN6	199	WBS9	200	B13	215
2DM	205	4CB	109	K6	215	WBT9	200	K13	215
2EM	205	4M	205	P6	215	9¼	105	LP13	116
2FS	125	4RF	125	R6	215	10	104	P13	215
2M	205	4SG	111	S6	111	10DLA	21	R13	215
2ST	196	B4	215	S6A	111	10FS	125	S13	111
B2	215	BMC4	192	T6	196	10M	206	TQ13	199
BMC2	192	HJ4	199	TF6	199	10SG	111	14AM	206
HJ2	199	HTK4	199	TTA6	199	B10	215	14BM	207
HTK2	199	HTM4	199	TTB6	199	HJ10	199	14CM	207
HTM2	199	HTN4	199	TTC6	199	HTK10	199	14M	206
HTN2	199	J4	108	TTD6	199	HTM10	199	B14	215
J2	108	K4	215	TZ6	200	HTN10	199	K14	215
K2	215	L4	108	WBS6	200	K10	215	LP14	116
L2	108	P4	215	WBT6	200	P10	215	P14	215
P2	215	R4	215	6¾	103	R10	215	R14	215
R2	215	S4	111	7DM	206	S10	111	S14	111
S2	111	S4A	111	7FS	125	TF10	199	TQ14	199
S2A	111	S4B	111	7KS	21	TZ10	200	15	109
ST2	196	S4C	111	7M	206	WBS10	200	15FSHS	125



# NUMERICAL INDEX

Catalog No.	Page No.	Catalog No.	Page No.	Catalog No.	Page No.	Catalog No.	Page No.	Catalog No.	Page No.
15M	207	22U1	197	R23	215	31 Trunk Key	198	40M	209
B15	215	22U2	197	TQ23	199	31CS	112	40PTA	108
K15	215	22U3	197	24CS	112	31M	208	A40	192
LP15	116	22U4	197	24M	208	A31	192	B40	215
P15	215	22U5	197	B24	215	B31	215	P40	215
R15	215	22U6	197	G24	196	G31	197	R40	215
S15	111	22U7	197	K24	215	P31	215	40 <sup>3</sup> / <sub>4</sub>	102
TQ15	199	22U8	197	P24	215	R31	215	41M	209
16	109	B22	215	R24	215	32	60	A41	192
16C	125	G22	196	TQ24	199	32CS	112	B41	215
16M	207	K22	215	25	109	32M	209	P41	215
B16	215	022U5	200	25BM	208	A32	192	R41	215
K16	215	022U6	200	25CS	112	B32	215	42	198
KE16	116	022U7	200	25M	208	P32	215	42M	209
P16	215	022U8	200	25W	109	R32	215	42SK	210
R16	215	022U9	200	B25	215	33	60	A42	192
TQ16	199	022U10	200	G25	197	33CS	112	B42	215
17	109	022U11	200	P25	215	33M	209	P42	215
17M	207	022U12	200	R25	215	A33	192	R42	215
B17	215	022U13	200	26CS	112	B33	215	43	198
K17	215	022U14	200	26M	208	P33	215	43M	210
P17	215	022U15	200	26W	109	R33	215	43S	102
R17	215	022U16	200	B26	215	34 Door Closer	60	A43	192
TQ17	199	022U17	200	G26	197	34 Trunk Key	198	B43	215
TW17	116	022U18	200	P26	215	34M	209	P43	215
18FT	114	022U19	200	R26	215	34S	112	R43	215
18M	207	022U20	200	27CS	112	A34	192	44	102
18S	109	022U21	200	27M	208	B34	215	44M	210
18W	109	022U22	200	27SK	215	P34	215	A44	192
18Y25	197	022U23	200	27W	109	R34	215	B44	215
18Y26	197	022U24	200	B27	215	35	60	P44	215
18Y27	197	022U25	200	P27	215	35CS	112	R44	215
B18	215	022U26	200	R27	215	35M	209	T44	201
K18	215	022U27	200	28	196	35PT	108	45	102
P18	215	022U28	200	28AM	208	A35	192	45H	102
R18	215	022U29	200	28CS	112	B35	215	45M	210
TQ18	199	022U30	200	28W	109	P35	215	A45	192
19	109	022U37	200	B28	215	R35	215	B45	215
19M	207	022U38	200	P28	215	T35	201	P45	215
B19	215	022U39	200	R28	215	36M	209	R45	215
K19	215	022U40	200	29	196	A36	192	46M	210
P19	215	022U41	200	29CS	112	B36	215	A46	192
R19	215	022U42	200	29M	208	P36	215	B46	215
TQ19	199	022U43	200	B29	215	R36	215	P46	215
20AM	207	022U44	200	P29	215	T36	201	R46	215
20BM	207	022U45	200	R29	215	37M	209	47	102
20CS	112	022U46	200	30 Screw	109	A37	192	47M	210
20M	207	022U47	200	30 Trunk Key	196	B37	215	A47	192
20PA	39	022U48	200	30CM	208	P37	215	B47	215
B20	215	022U67	200	30M	208	R37	215	P47	215
K20	215	022U68	200	30S	112	T37	201	R47	215
P20	215	022U69	200	B30 Door Closer	62	38M	209	48M	210
R20	215	022U73	200	B30 Cut Key	215	A38	192	A48	192
TQ20	199	022U74	200	C30	62	B38	215	B48	215
21	198	022U75	200	D30	62	P38	215	P48	215
21CS	112	022U76	200	E30	62	R38	215	R48	215
21M	207	022U77	200	F30	62	39AM	209	49M	210
B21	215	022U78	200	P30	215	39CS	112	A49	192
G21	196	P22	215	R30	215	A39	192	B49	215
K21	215	R22	215	30 <sup>1</sup> / <sub>2</sub>	109	B39	215	R49	215
P21	215	TQ22	199	30 <sup>3</sup> / <sub>4</sub>	109	P39	215	50 Spring	111
R21	215	23CS	112	31 Door Closer	60	R39	215	50 Trunk Key	198
S21	198	23M	208	31 Trunk Key	196	40KC	99	50M	210
TQ21	199	B23	215					A50	192
22BM	208	G23	196					B50	215
22CS	112	K23	215					R50	215
22M	207	P23	215						



# NUMERICAL INDEX



Catalog No.	Page No.	Catalog No.	Page No.	Catalog No.	Page No.	Catalog No.	Page No.	Catalog No.	Page No.
50 <sup>1</sup> / <sub>4</sub>	111	56V3	200	F65	192	82MT	22	ADV105	19
50 <sup>1</sup> / <sub>2</sub>	111	56V4	200	R65	215	B82	215	ADV106	19
50 <sup>3</sup> / <sub>4</sub>	111	56V5	200	66	198	DB82	192	ADV107	19
51	111	56V6	200	66KA	195	T82	199	ADV108	19
51KC	99	56V7	200	66M	211	83MT	22	ADV109	20
51M	210	56V8	200	B66	215	B83	215	110	110
A51	192	56V9	200	F66	192	DB83	192	ADV110	20
B51 Trunk Key	196	56V10	200	R66	215	84M	213	ADV111	20
B51 Cut Key	215	56V11	200	67M	212	B84	215	ADV112	20
F51	192	56V12	200	B67	215	DB84	192	ADV113	20
R51	215	56V13	200	F67	192	85CM	213	A115	108
T51	197	56V14	200	R67	215	85M	213	D115	108
U51	203	56V15	200	68	198	B85	215	G115	108
Y51	203	56V16	200	68M	212	DB85	192	M115	108
51 <sup>1</sup> / <sub>4</sub>	111	56V17	200	B68	215	PS85	116	U115	108
52	198	56V18	200	F68	192	86M	213	T121	197
52M	210	56V19	201	R68	215	B86	215	T122	197
A52	192	56V20	201	69M	212	DB86	192	T123	197
B52 Trunk Key	192	56V21	201	B69	215	87M	213	T124	197
B52 Cut Key	215	56V25	201	F69	192	B87	215	B130	62
F52	192	56V26	201	R69	215	DB87	192	C130	62
G52	197	56V27	201	70	198	88M	213	D130	62
R52	215	B56	215	70M	212	B88	215	E130	62
T52	197	F56	192	B70	215	DB88	192	F130	62
U52	203	R56	215	F70	192	89M	213	HA132	60
Y52	203	57M	211	R70	215	B89	215	HA133	60
A53	192	B57	215	71M	212	DB89	192	T133	199
B53 Trunk Key	196	F57	192	B71	215	B90	215	HA134	60
B53 Cut Key	215	R57	215	F71	192	DB90	192	T134	199
G53	197	58	198	R71	215	B91	215	HA135	60
F53	192	58M	211	72	198	DB91	192	T135	199
R53	215	B58	215	72M	212	B92	215	136	216
T53	197	F58	192	B72	215	DB92	192	136SB	216
U53	203	R58	215	F72	192	B93	215	T136	199
Y53	203	59M	211	R72	215	DB93	192	152	216
54	198	B59	215	73M	212	94	204	152SB	216
54M	210	F59	192	B73	215	B94	215	156	216
A54	192	R59	215	F73	192	DB94	192	163	216
B54 Trunk Key	196	60	198	74M	212	B95	215	165	215
B54 Cut Key	215	60M	211	B74	215	C095	108	175IA	118
F54	192	B60	215	F74	192	DB95	192	175SB	216
G54	197	F60	192	75M	212	F095	108	177ID	119
R54	215	R60	215	B75	215	K095	108	178SB	216
T54	197	61KC	99	S75	230	M095	108	178U	120
U54	203	61M	211	B76	215	B96	215	178UA	120
Y54	203	B61	215	DB76	192	DB96	192	178UB	120
55KC	99	F61	192	77KC	99	DB97	192	179IM	122
55M	211	R61	215	77M	212	DB98	192	181D	124
B55	215	62	198	B77	215	99Y1	201	200	215
F55	192	62M	211	DB77	192	99Y2	201	201	26
R55	215	B62	215	78M	212	99Y3	201	0201B	26
56	198	F62	192	B78	215	99Y4	201	203	36
56K5	200	R62	215	DB78	192	99Y5	201	210	30
56K6	200	63KC	99	79M	212	99Y6	201	210B	30
56K7	200	63M	211	B79	215	99Y7	201	210BY	30
56K8	200	B63	215	DB79	192	99Y8	201	210S	30
56K9	200	F63	192	80M	213	99Y9	201	210Y	30
56K10	200	K63	230	80PC	109	99Y10	201	218	26
56K11	200	R63	215	B80	215	99Y11	201	218C	26
56K12	200	64	198	CT80	108	99Y12	201	219	26
56M	211	64M	211	DB80	192	DB99	192	222	28
56V1	200	B64	215	81M	213	B102	108	222B	28
56V2	200	F64	192	81MT	22	E102	108	222BY	28
		R64	215	B81	215	H102	108	222Y	28
		65KC	100	DB81	192	M102	108	B230	63
		65M	211	82CM	213	U102	108	C230	63
		B65	215	82M	213	ADV104	19	D230	63



# NUMERICAL INDEX

Catalog No.	Page No.	Catalog No.	Page No.	Catalog No.	Page No.	Catalog No.	Page No.	Catalog No.	Page No.
<b>E230</b>	63	<b>321</b>	47	<b>526</b>	196	<b>645</b>	198	<b>902</b>	105
<b>F230</b>	63	<b>321A</b>	47	<b>527</b>	196	<b>646</b>	198	<b>903</b>	105
<b>UG230</b>	198	<b>324</b>	49	<b>528</b>	196	<b>650</b>	68	<b>904</b>	105
<b>HA232</b>	61	<b>324C</b>	49	<b>529</b>	196	<b>T681</b>	114	<b>957A</b>	109
<b>HA233</b>	61	<b>327</b>	52	<b>530</b>	196	<b>T682</b>	114	<b>957B</b>	109
<b>HA234</b>	61	<b>C330</b>	66	<b>531</b>	196	<b>T683</b>	114	<b>990</b>	168
<b>HA235</b>	61	<b>D330</b>	66	<b>532</b>	196	<b>700</b>	193	<b>991</b>	168
<b>241</b>	31	<b>E330</b>	66	<b>533</b>	196	<b>701</b>	193	<b>992</b>	168
<b>241B</b>	31	<b>F330</b>	66	<b>534</b>	196	<b>702</b>	193	<b>993</b>	168
<b>UG250</b>	198	<b>UG330</b>	198	<b>535</b>	196	<b>703</b>	193	<b>994ARM</b>	168
<b>255</b>	29	<b>337B</b>	48	<b>536</b>	196	<b>704</b>	193	<b>994BM</b>	168
<b>256</b>	29	<b>345</b>	42	<b>537</b>	196	<b>705</b>	193	<b>994M</b>	168
<b>257</b>	27	<b>345B</b>	42	<b>538</b>	196	<b>706</b>	193	<b>995BM</b>	168
<b>260</b>	32	<b>UG350</b>	198	<b>539</b>	196	<b>707</b>	193	<b>995M</b>	168
<b>UG260</b>	198	<b>UG360</b>	198	<b>540</b>	197	<b>708</b>	193	<b>N995M</b>	168
<b>261</b>	32	<b>373</b>	43	<b>541</b>	197	<b>709</b>	193	<b>996M</b>	168
<b>262</b>	33	<b>382</b>	41	<b>542</b>	197	<b>710</b>	193	<b>997</b>	168
<b>266</b>	107	<b>382B</b>	41	<b>543</b>	197	<b>711</b>	193	<b>997A</b>	168
<b>266GS</b>	107	<b>383</b>	41	<b>544</b>	197	<b>712</b>	193	<b>997B</b>	169
<b>269</b>	106	<b>383B</b>	41	<b>545</b>	197	<b>714</b>	193	<b>997BA</b>	169
<b>270</b>	106	<b>384</b>	41	<b>546</b>	197	<b>715</b>	193	<b>997BC</b>	169
<b>271</b>	106	<b>384B</b>	41	<b>582</b>	203	<b>716</b>	194	<b>997C</b>	169
<b>273</b>	107	<b>385</b>	41	<b>600</b>	197	<b>718</b>	194	<b>997CB</b>	169
<b>273A</b>	107	<b>385B</b>	41	<b>601</b>	197	<b>719X</b>	194	<b>997D</b>	169
<b>276</b>	106	<b>401</b>	34	<b>602</b>	197	<b>719Z</b>	194	<b>997DA</b>	169
<b>276A</b>	106	<b>401A</b>	34	<b>603</b>	197	<b>720</b>	194	<b>997DB</b>	169
<b>276½</b>	106	<b>401C</b>	34	<b>604</b>	197	<b>721</b>	194	<b>997DX</b>	169
<b>277½</b>	106	<b>402N</b>	213	<b>605</b>	197	<b>722</b>	194	<b>997E</b>	169
<b>278A</b>	106	<b>406</b>	216	<b>606</b>	197	<b>723</b>	194	<b>997EB</b>	170
<b>278½</b>	106	<b>408</b>	216	<b>607</b>	197	<b>724</b>	194	<b>997ER</b>	169
<b>279</b>	106	<b>410</b>	196	<b>608</b>	197	<b>725</b>	194	<b>997F</b>	170
<b>279½</b>	106	<b>412</b>	196	<b>609</b>	197	<b>726A</b>	194	<b>997G</b>	170
<b>U280</b>	107	<b>425</b>	196	<b>610</b>	197	<b>726B</b>	194	<b>997GB</b>	170
<b>U280A</b>	107	<b>C430</b>	66	<b>611</b>	197	<b>727</b>	194	<b>997GR</b>	170
<b>U281</b>	107	<b>D430</b>	66	<b>612</b>	197	<b>728</b>	194	<b>997GX</b>	170
<b>U281A</b>	107	<b>E430</b>	66	<b>613</b>	197	<b>729</b>	194	<b>997GXR</b>	170
<b>U282</b>	107	<b>HA433</b>	66	<b>614</b>	197	<b>730X</b>	195	<b>997JA</b>	170
<b>U283</b>	107	<b>HA434</b>	66	<b>615</b>	197	<b>730Z</b>	195	<b>997JB</b>	170
<b>287</b>	106	<b>HA435</b>	66	<b>616</b>	197	<b>731</b>	195	<b>997JC</b>	170
<b>291</b>	106	<b>444</b>	38	<b>617</b>	197	<b>732X</b>	195	<b>997JD</b>	171
<b>292</b>	106	<b>444N</b>	38	<b>618</b>	197	<b>732Z</b>	195	<b>997JE</b>	171
<b>293</b>	106	<b>500</b>	196	<b>619</b>	197	<b>T735</b>	116	<b>997JF</b>	171
<b>296</b>	107	<b>501</b>	196	<b>620</b>	197	<b>825</b>	204	<b>997KA</b>	171
<b>296A</b>	107	<b>502</b>	196	<b>621</b>	198	<b>884</b>	186	<b>997KAX</b>	171
<b>303D</b>	53	<b>503</b>	196	<b>622</b>	198	<b>884B</b>	186	<b>997KB</b>	171
<b>308</b>	40	<b>504</b>	196	<b>623</b>	198	<b>884BR</b>	186	<b>997KC</b>	171
<b>308A</b>	40	<b>505</b>	196	<b>624</b>	198	<b>884R</b>	186	<b>997KD</b>	171
<b>308B</b>	40	<b>506</b>	196	<b>625</b>	198	<b>885</b>	186	<b>997KE</b>	171
<b>309</b>	40	<b>507</b>	196	<b>626</b>	198	<b>885R</b>	186	<b>997KF</b>	171
<b>309A</b>	40	<b>508</b>	196	<b>627</b>	198	<b>886</b>	167	<b>997LA</b>	171
<b>309B</b>	40	<b>509</b>	196	<b>628</b>	198	<b>886A</b>	167	<b>997LC</b>	171
<b>310</b>	40	<b>510</b>	196	<b>629</b>	198	<b>886L</b>	167	<b>997MD</b>	171
<b>310B</b>	40	<b>511</b>	196	<b>630</b>	198	<b>886R</b>	167	<b>997MY</b>	172
<b>314</b>	44	<b>512</b>	196	<b>631</b>	198	<b>886RA</b>	167	<b>997RA</b>	172
<b>314A</b>	44	<b>513</b>	196	<b>632</b>	198	<b>887</b>	167	<b>997RAX</b>	172
<b>314L</b>	51	<b>514</b>	196	<b>633</b>	198	<b>887A</b>	167	<b>997RC</b>	172
<b>315</b>	44	<b>515</b>	196	<b>634</b>	198	<b>887R</b>	167	<b>997RD</b>	172
<b>316</b>	44	<b>516</b>	196	<b>635</b>	198	<b>887RA</b>	167	<b>997RE</b>	172
<b>317</b>	45	<b>517</b>	196	<b>636</b>	198	<b>888</b>	167	<b>997RF</b>	172
<b>317A</b>	45	<b>518</b>	196	<b>637</b>	198	<b>888A</b>	167	<b>997SA</b>	172
<b>317H</b>	45	<b>519</b>	196	<b>638</b>	198	<b>888R</b>	167	<b>997SB</b>	172
<b>319</b>	47	<b>520</b>	196	<b>639</b>	198	<b>888RA</b>	167	<b>997SC</b>	172
<b>319A</b>	47	<b>521</b>	196	<b>640</b>	198	<b>889</b>	167	<b>997SD</b>	173
<b>320B</b>	46	<b>522</b>	196	<b>641</b>	198	<b>889A</b>	167	<b>997SE</b>	173
<b>320BL</b>	50	<b>523</b>	196	<b>642</b>	198	<b>889AR</b>	168	<b>997SF</b>	173
<b>320BT</b>	50	<b>524</b>	196	<b>643</b>	198	<b>900</b>	105	<b>997WA</b>	173
<b>320G</b>	46	<b>525</b>	196	<b>644</b>	198	<b>901</b>	105	<b>997WB</b>	173

# NUMERICAL INDEX



Catalog No.	Page No.	Catalog No.	Page No.	Catalog No.	Page No.	Catalog No.	Page No.	Catalog No.	Page No.
997WC	173	C999	175	1001HR	138	1007LL	160	X1010SR	163
997WD	173	0999C	176	1001J	138	1007LR	159	1011	154
997WE	173	1000	133	1001JB	138	1007M	159	1011A	154
997X	173	1000A	133	1001JL	138	1007MR	159	1011AX	154
997XA	173	1000AB	133	1001JR	138	1007RA	160	1011B	154
E997RB	172	1000B	133	1001K	138	1007RB	160	1011BX	154
J997M	170	1000C	133	1001MA	138	1007RC	161	1011C	154
J997MR	170	1000D	133	1001MB	138	1007RE	161	1011E	154
0997A	168	1000DA	134	1001MC	138	1007RF	161	1011G	154
0997B	169	1000E	134	1001MD	138	1007RG	161	1011GG	154
0997BR	169	1000ER	134	1001P	138	1007RJ	161	1011H	154
0997E	170	1000F	134	M1001	136	1007RK	161	1011J	155
0997G	170	1000FR	134	M1001E	136	1007RL	161	1011JJ	155
0997GR	170	1000FX	134	M1001EB	137	1007RMA	162	1011JR	155
0997RB	172	1000G	134	R1001ED	137	1007RMB	162	1011K	155
0997X	173	1000H	134	R1001EE	137	K1007AB	157	1011KA	155
R997BC	169	1000HL	134	R1001EF	137	K1007CA	157	1011L	155
R997DA	169	1000HL	134	R1001EM	137	K1007CB	158	1011M	155
R997MD	171	1000HX	135	R1001EN	165	N1007LD	159	1011N	155
R997MX	172	1000J	135	1002	138	N1007LM	159	1011-04A	155
X997RB	172	1000K	135	1002A	138	01007K	158	1011-04AS	155
998	173	1000KA	135	1002B	139	01007KA	158	1011P	155
998A	173	1000KB	135	1002C	139	01007KC	158	1011X	155
998GA	173	1000KC	135	1003	139	01007KM	158	R1011X	155
998GB	173	1000KV	135	1004	150	01007L	159	1012	156
998GC	174	1000KX	135	1004A	150	01007LA	159	1012A	156
998GD	174	1000M	135	1004B	150	01007LB	159	1012C	156
998GE	174	1000N	135	1004C	150	01007LC	159	1012DM	156
998GF	174	1000S	135	1004D	150	01007LE	160	1013	140
998GF	174	1000T	135	1004GA	150	01007LF	160	1013A	140
998GG	174	1000V	135	H1004A	150	01007LG	160	1013B	140
998GH	174	01000	133	K1004B	150	01007LJ	160	1013BR	140
998GK	174	01000C	133	01004	150	01007LK	160	1013BX	140
998R	174	01000F	134	01004B	150	01007LL	160	1013C	140
998S	174	01000G	134	01004C	150	01007M	159	1013D	140
998SB	174	01000GR	134	01004D	150	01007RA	160	1013DL	141
998VA	174	01000H	134	01004K	150	01007RB	161	1013E	141
998VC	174	R1000DX	134	01004K	150	01007RC	161	1013F	141
998XC	174	R1000HL	135	S1004K	150	01007RE	161	1013KC	146
D998GA	174	R1000HX	135	1005	151	01007RF	161	1013L	141
D998GB	175	R1000S	127	1005A	151	01007RG	161	1013R	141
D998GC	175	R1000V	135	1006	151	01007RJ	161	01013B	140
D998GD	175	X1000F	134	1007	157	01007RK	161	01013BR	140
D998GE	175	X1000FR	195	1007A	157	01007RL	161	01013C	140
D998GF	175	1001	136	1007C	157	S1007KM	158	1014	141
D998GG	175	1001A	136	1007CA	157	1008	162	1014A	141
D998GH	175	1001AB	136	1007D	157	1008A	162	1014B	141
D998GK	175	1001AC	136	1007E	157	1008C	162	1014C	141
S998GB	174	1001BA	136	1007F	157	1008CA	162	1014D	141
999	175	1001C	136	1007FR	157	1009	162	1014DA	141
999A	175	1001D	136	1007K	158	1009A	162	1014DB	141
999B	175	1001DA	136	1007KA	158	01009	162	1014DR	141
999C	175	1001DB	136	1007KAM	158	1010	162	1014DS	141
999CA	176	1001DC	136	1007KC	158	1010A	162	1014DX	141
999CR	176	1001DS	136	1007KLM	158	1010B	162	1014E	141
999E	182	1001DX	136	1007KM	158	1010BR	162	1014G	142
999GA	176	1001E	136	1007KMA	158	1010C	163	1014H	142
999GB	176	1001EA	137	1007KMB	158	1010D	163	1014J	142
999GC	176	1001EB	137	1007L	158	1010S	163	1014JM	142
999GD	176	1001EC	137	1007LA	159	1010SR	163	1014JS	142
999GE	176	1001EG	137	1007LB	159	1010X	163	1014P	142
999GF	176	1001EL	137	1007LC	159	L1010B	163	1014PR	142
999GG	176	1001EN	137	1007LE	160	01010	162	1015	131
999GH	176	1001G	137	1007LF	160	01010A	162	1015A	131
999GK	176	1001GA	137	1007LG	160	X1010B	163	1015C	131
999R	176	1001GAR	137	1007LH	159	X1010BR	163	1015CM	131
999RA	176	1001GR	138	1007LJ	160	X1010S	163	1015CR	131
999XC	176	1001H	138	1007LK	160				



**NUMERICAL INDEX**

Catalog No.	Page No.	Catalog No.	Page No.	Catalog No.	Page No.	Catalog No.	Page No.	Catalog No.	Page No.
1015L	131	1019B	153	1041EA	127	B1054B	147	1062QB	183
1015M	131	1019C	153	1041F	127	H1054	146	1062QC	183
1015N	131	1019R	153	1041FE	132	H1054A	146	1062QN	183
1015P	131	1020	145	1041FG	132	H1054B	147	1062QS	184
1015Q	131	1021	127	1041G	132	K1054AX	147	1062QT	184
1015R	131	1021A	127	1041GA	132	L1054B	147	1062RE	184
1015S	131	1021B	127	1041GB	132	L1054C	147	1062RL	182
1015T	131	1021BA	127	1041GR	132	M1054A	147	1062RR	182
1015U	131	01021A	127	1041H	146	M1054B	147	1062S	182
1015V	131	1022	165	1041J	132	01054	164	1062T	182
1015W	131	1022A	165	1041K	132	01054A	164	1062W	184
1015X	131	1022B	165	1041L	133	01054K	151	1062WA	184
1015Y	131	1022C	165	1041N	133	01054KR	151	1062U	184
A1015C	131	1022E	165	1041P	146	01054R	151	1062UA	184
A1015L	131	1022F	165	1041PA	146	R1054DX	147	1062V	185
A1015M	131	1022S	165	1041S	146	R1054W	166	1062X	183
A1015N	131	1022X	165	1041W	146	S1054B	147	1062Y	184
A1015P	131	01022	165	1041X	133	X1054BK	147	A1062A	182
A1015Q	131	1023	133	1044	177	X1054JK	148	A1062L	182
A1015R	131	1023A	133	1044A	177	X1054K	148	A1062P	183
A1015S	131	1024	132	1044AL	177	1055	142	B1062Q	183
A1015T	131	1024A	132	1045	177	1055A	142	B1062QR	183
A1015U	131	1024B	132	1046	177	1055AL	142	R1062DS	184
A1015V	131	1026	185	1047	157	1055AS	142	R1062HL	185
A1015W	131	1026 <sup>1/2</sup>	185	1047A	157	1055B	142	R1062P	183
A1015X	131	1027	143	1047CL	157	1055S	142	R1062Q	183
A1015Y	131	1028	186	1047CR	157	R1055AL	142	1063	187
01015L	131	1028A	186	1047M	157	1056	142	1063D	187
01015M	131	1028AY	186	1049	156	1057	177	1064	151
01015N	131	1028C	186	1049B	156	1058	203	1064A	151
01015P	131	1028D	186	1049BR	156	1058B	203	1064B	151
01015Q	131	1028E	186	1049C	156	1058C	203	1064L	151
01015R	131	1028G	186	1049CR	156	1059	156	1064N	151
01015S	131	1028L	186	1049R	156	1059A	156	1065	139
01015T	131	1028N	186	1051	191	1059B	156	1066	190
01015U	131	1028P	186	1051A	191	1059BR	156	1067	144
01015V	131	01028A	186	1051S	191	1060	177	1068	187
01015W	131	01028AH	186	1052	187	1060A	177	1069	154
01015X	131	1029	177	1052A	187	1066C	177	1069B	154
01015Y	131	1030	177	1052B	187	1061	142	1070	182
1016	153	1031	177	1052R	187	1062	182	1070R	182
1016B	153	1032	191	1053	146	1062A	182	1071	166
1016C	153	1032A	191	X1053	146	1062AB	184	1071A	166
1016M	153	1033	184	1054	146	1062B	182	1071B	166
1016N	153	1033A	189	1054A	146	1062C	182	1071C	166
1016S	153	1033B	189	1054AX	146	1062CA	182	1073	144
1017	152	1033C	184	1054B	146	1062D	184	1073A	144
1017A	152	1033D	189	1054BX	147	1062DB	184	1073B	144
1017B	152	1033E	189	1054C	146	1062DC	184	1073BR	144
1017BA	152	1033F	189	1054D	147	1062DS	184	1073C	144
01017B	152	1033G	189	1054DX	147	1062E	183	1073DA	144
01017BL	152	1033Z	185	1054EC	147	1062F	183	1073DB	144
01017M	152	1037	189	1054F	148	1062G	183	1073DC	144
01017ML	152	1037A	189	1054GM	148	1062H	185	1073DG	165
01017N	152	1037B	189	1054HT	148	1062HL	185	1073F	144
01017NL	152	1037C	189	1054J	148	1062J	185	1073G	144
01017V	152	1037CA	189	1054JK	148	1062JA	185	1073H	144
01017VL	152	1037CL	190	1054K	148	1062K	203	1074	192
01017W	152	1037D	190	1054KD	140	1062L	182	1076	139
01017WL	152	1037E	190	1054KD	148	1062LS	182	1076A	139
1018	152	1040	192	1054LB	148	1062M	185	1076AR	139
1018L	152	01040	192	1054N	149	1062MA	185	1076B	139
1018LR	152	1041	192	1054R	146	1062MS	185	1076C	139
1018S	152	1041B	192	1054S	148	1062N	185	1076R	139
1019	153	1041C	127	1054T	148	1062P	183	1077	191
1019A	153	1041D	132	1054X	148	1062Q	183	1078	191
1019AR	153	1041E	127	B1054	146	1062QA	183	1078A	191

# NUMERICAL INDEX



Catalog No.	Page No.	Catalog No.	Page No.	Catalog No.	Page No.	Catalog No.	Page No.	Catalog No.	Page No.
1079	149	S1098D	148	1125C	145	H1199AR	180	1215A	220
1079A	149	S1098DB	128	1125CN	145	H1199B	180	1215B	220
1079AB	149	S1098LA	129	1125D	145	01199	180	1215C	220
1079B	149	1099	127	1125H	145	01199A	180	1215D	220
1079C	149	1100	191	1125L	145	01199AR	180	01215	220
1079P	150	1110A	188	1125S	145	01199B	180	1216	220
1080	154	1110B	188	1126	164	1200	218	1216A	220
1080A	154	1110BH	188	1126M	164	1200A	218	1216B	220
1081	143	1113	127	01126M	164	1200AH	218	1216C	220
1081C	191	1114	127	1128	179	1200B	218	1216D	220
1081D	202	1114A	127	1128A	179	1200BH	218	1216E	220
1081DR	202	1114B	166	1128B	179	1200C	218	1216G	221
1081E	143	1114BA	166	1129	195	1200CH	218	1216H	220
1081ER	143	1115	188	1129A	195	1200H	218	1216J	221
1081R	143	1115A	188	1129C	195	1201	218	1216L	221
1084	187	1115AL	188	1129R	195	1201A	218	01216	220
1084B	187	1115B	188	1130N	151	1201AH	218	01216B	220
1085	187	1115XL	188	1132	180	1201H	218	1217	221
1086	187	1116	143	1133	188	1202	218	1217A	221
1087	187	1117	153	1134	188	1202H	218	1217B	221
1088	187	1118	149	1135	191	1203	218	1217BA	221
1089	187	1119	143	1137	133	1204	218	1217BH	221
1090	187	1120	144	1139	145	1205	218	1217C	221
1091	188	1120A	144	1139A	145	1206	218	1217CH	221
1092	151	1120AC	165	1139AB	145	1206A	218	1217D	221
1092B	151	1120B	165	1139B	145	1206AH	218	1217E	221
1093	188	1120C	166	1140	153	1206B	218	1217F	221
1093H	188	1120D	166	1140P	153	1206H	218	1217G	221
1094	177	1120E	166	1141	166	1206L	218	1217GL	221
1095	188	1121	140	1143	180	1206LH	218	1218	221
1095A	188	1121A	140	1145	164	01206	218	1219	221
1095H	188	1121B	140	1145A	164	1207	218	1220	221
1095HL	188	1121BA	140	1146	154	1207A	219	1221	221
1096	143	1121C	140	1148	156	1208	219	1221A	222
1096B	143	1121CR	140	1154	149	1209	219	1221AH	222
1096C	143	1122L	179	1154A	149	1209H	219	1221AL	222
1096CB	143	1122ZC	179	1154B	149	1210	219	1221H	221
1096L	143	1122ZD	179	1154C	143	1210A	219	1221L	221
B1096K	143	1122ZE	179	1154K	165	1210B	219	01221L	221
01096K	143	1122ZF	179	1155	163	1210BH	219	1222	222
1098	128	1122ZU	179	1155B	163	1210BL	219	1222A	222
1098B	128	F1122A	178	1198	130	1210C	219	1222AH	222
1098DB	128	F1122AR	178	1198A	130	1211	219	1222AL	222
1098E	128	H1122F	178	1198B	130	1211A	219	1222B	222
1098GM	129	H1122FR	178	1198C	130	1211B	219	1222BA	222
1098L	128	H1122T	179	1198CN	149	1211BH	219	1222BH	222
1098LB	129	L1122A	178	1198CS	149	1211C	219	1222C	222
1098LC	129	L1122B	178	1198NH	149	1211CA	219	1222E	222
1098LF	129	H1122M	166	B1198	130	1211S	181	1222H	222
1098M	129	01122	178	B1198C	130	C1211B	219	1222L	222
1098MM	129	01122A	178	H1198C	130	01211B	219	1223	222
1098X	129	01122AR	178	HB1198C	130	S1211BH	181	1223A	222
B1098S	129	01122B	178	H01198C	130	1212	219	1223H	222
C1098A	128	01122BR	178	M1198	130	1213	219	1223L	222
C1098L	128	01122C	178	M1198C	130	1213A	219	1223S	222
CM1098	129	01122D	178	01198	130	1213AC	219	01223	222
D1098L	128	01122R	178	01198C	130	1213AD	220	01223L	222
F1098	128	01122S	179	1199	180	1213AH	219	1224	222
H1098DB	128	1123	166	1199A	180	1213AS	220	1224F	222
H1098DC	128	1123A	166	1199AR	180	1213B	220	1224H	222
H1098L	128	1124	188	1199B	180	1213E	220	1224HGS	189
H1098LA	128	1124B	188	1199C	181	1213EA	220	1224L	222
H1098LA	128	1124BH	188	1199D	181	01213	219	1225	222
H1098M	129	A1124	188	1199DR	181	01213A	220	1225A	222
H1090X	129	1125	145	1199E	181	S1213AH	190	1225B	222
L1098S	129	1125A	149	H1199	180	1214	220	1225BL	222
01098LA	128	1125B	145	H1199A	180	1215	220	1225C	222



**NUMERICAL INDEX**

Catalog No.	Page No.	Catalog No.	Page No.	Catalog No.	Page No.	Catalog No.	Page No.	Catalog No.	Page No.
1225CH	222	1253	225	1303	228	1415D	203	T2540	202
1225D	222	1254	225	1303S	190	1415R	203	T2541	202
1225DH	222	1255	225	1304	228	1416	201	T2542	202
1225E	222	1256	225	1306	228	1417	230	T2543	202
1225EH	222	1257	225	1306A	228	1417A	230	T2544	202
1225F	222	1258	225	S1306A	190	1418	230	T2545	202
1225G	222	1259	225	S1306AN	190	1419	230	2620	202
1225GH	222	1262A	133	1306AN	228	1420A	230	3001	69
1225H	222	1264	192	1306B	228	1422	231	3002	69
1225P	222	1265	225	1307	228	1423	191	3027N	86
1225PL	222	1265M	225	1307A	164	1423B	191	3030B	87
01225BL	222	1266	225	1307B	228	1424	185	3030C	87
01225N	222	1267	225	01307	164	1424A	185	3030P	87
1226	223	1269	225	1308	228	1425	231	3037B	86
1227	223	1269B	225	1309	228	1426	231	3041P	85
1228	223	1269BS	181	1310	228	1500	214	3404	203
1229	223	1269S	181	1311	229	1500A	214	3426B	81
1230	223	1270	226	1312	229	1500B	214	3426P	81
1231	223	1270A	226	1312NS	189	1500C	214	4001	58
1232	223	1270AH	226	1315	229	1500D	214	4001 <sup>1/2</sup>	58
1232A	223	1270B	226	1316	229	1501	214	4002	58
1232B	223	1270C	226	1317	229	1511	214	4002 <sup>1/2</sup>	58
1232H	223	1270H	226	1318	229	1512	214	4003	58
1232M	223	1271	226	1318R	229	1512A	214	4003 <sup>1/4</sup>	58
1232MBP	223	1272	226	1319	191	1520	204	4003 <sup>1/2</sup>	58
1233	223	1273	226	1319S	191	1521	204	4006	94
1233H	223	1274	226	1321	229	1522	204	4010B	93
1233M	223	1276	226	1321H	229	1523	204	4010BB	93
1233MBP	223	1276R	226	1321S	190	1524	204	4010BC	93
1233MH	223	1278	226	1321SH	190	1525	204	4010BE	93
1233MHBP	223	1278S	163	1321SL	190	1526	204	4010BK	93
1234	223	1279	226	1322	229	1527	204	4010BL	93
1234H	223	1281	226	1322H	229	1528	204	4010BS	93
1235	224	1282	226	1322S	190	1529	204	4010VB	93
1236	224	1283	226	1322SH	190	1530	204	4014	58
1236A	224	1284	226	1323	189	1531	204	4017	95
1236H	224	1284A	226	1324	191	1532	204	4019	58
1237	224	1284B	226	1324L	191	1533	204	4036D	93
1238	224	1285	226	1324S	191	1534	204	4036FM	93
X1238	204	1286	226	1326	190	1535	204	4036G	94
1239	224	1286A	226	1327	190	1536	204	4036LF	94
1239S	177	1286AP	227	1330	229	1537	204	4036LS	94
B1239	224	1286B	227	1331	229	1538	204	L4036T	93
1240	224	1286BP	227	1331R	229	1550	204	R4036T	93
1242	224	1286C	227	1332	229	1551	204	4038	58
1242L	224	1286D	227	1332S	190	1552	204	4038V	58
1243	224	1286E	227	1365	189	1553	204	N4039L	93
1243A	224	1286R	227	1366	229	1554	204	N4039S	93
1243C	224	N1286P	227	1370	229	1570	203	N4039SX	93
1243CL	224	N1286R	227	1375	203	1572	203	N4039Y	93
1243D	224	M1286R	227	1400	231	1573	203	N4039YX	93
1243E	224	R1286B	227	1401	231	1600	214	4044DA	97
1243F	224	R1286D	227	1402	231	1601	217	4044DL	97
1243G	224	1287	227	1405	229	1602	214	4044DX	97
1243K	224	1287P	227	1406	229	1602R	214	4045	96
1243L	224	1287W	227	1406A	230	1603	214	4053	56
1243M	224	1290	227	1406R	230	1604	214	4053 <sup>1/2</sup>	56
1244	224	1290R	227	1407	230	1605	214	4054	57
01244	224	1292	228	1408	230	1605R	214	4054B	57
1246	225	1292R	228	1409	230	1606	217	4055	95
1247	225	1293	228	1410	230	1607	217	4055A	95
1248	225	1295	228	1412	230	1608	217	4055B	95
1248S	163	1296	228	1413	230	1609	217	4056A	95
1249	225	1299	228	1414	230	1610	217	4057	102
1251	225	1302	192	1414C	202	1879	203	4058	55
1252	225	1302S	192	1414D	230	1930	201	4058A	55
01252	225	1302SR	192	1415	203	2001A	69	04058	55
								4062	55

# NUMERICAL INDEX



Catalog No.	Page No.	Catalog No.	Page No.	Catalog No.	Page No.	Catalog No.	Page No.	Catalog No.	Page No.
4062A	55	5025D	106	T6662	202	7610B	90	13211B	78
04062	55	5025E	106	T6663	202	7620B	90	13211P	78
4063	54	5026B	106	7000A	101	7637B	88	13221A	78
4063A	54	5028	106	7000B	101	7647B	88	13221B	78
04063	54	5028A	106	7000E	101	7668J	90	13221C	78
4064A	54	5030	106	7000P	101	7678B	90	13221P	78
4065	57	5048P	90	7000SB	101	7698B	88	13680A	86
4065A	57	5050	37	7001	101	7710B	89	13680B	86
4065AS	57	5051	37	7002	101	7720B	89	13680C	86
4066	57	5053	37	7004	101	7740B	88	13680P	86
4068	57	5060C	87	7005	101	7750B	88	17233B	78
4068A	57	5060P	87	7005L	101	7750N	88	17236B	78
4074	94	5120B	84	7006	101	7760B	88	17241A	78
4074AB	94	5130B	84	7006L	101	7768N	88	17241B	78
4074S	94	5147B	84	7007	101	7778B	88	17242B	78
4075	56	5157B	82	7007H	101	7788B	88	17252B	78
4077	96	5167B	82	7008	101	7798B	88	17264B	76
4082S	94	5187B	84	7008L	101	7818B	89	17272B	78
4087	93	5210B	83	7009	101	7838B	89	17341AN	78
4094	92	5220B	82	7011	101	7848B	89	17341BN	78
4230	202	5486B	81	7012B	85	7858B	89	17342AN	78
4250	202	5609P	87	7012J	85	7870B	89	17342BN	78
4260	202	5619P	87	7048B	90	7880B	89	23165D	77
4330	202	5629P	87	7050B	90	7890B	89	23680D	86
4350	202	5710Z	86	7050N	90	7948B	89	27241D	80
4360	202	5931	201	7051	101	7968B	89	27341DN	80
4719	93	5932	201	7052	100	7988B	89	35165D	77
4740	92	5933	201	7052A	100	8000	114	47243B	80
4750	91	5941	201	7052B	100	8000N	114	47343BN	80
4750A	92	5942	201	7052C	100	8000S	114	53230	202
4750AB	92	5943	201	7052D	100	8001	114	53243D	79
4750AP	92	5951	201	7060B	90	8001N	114	53250	202
4750B	91	X5951	201	7060N	90	8001S	114	53260	202
4750C	91	5952	201	7090B	88	8002	114	53330	202
4750E	91	X5952	201	7090N	88	8003	115	53343DN	79
4750F	91	5953	201	7230B	83	8005	115	53350	202
4750H	91	X5953	201	7240B	83	8005A	115	53360	202
4750K	91	5984	202	7250B	83	8006	115	57241D	79
4750L	91	5985	202	7260B	83	8008A	110	57243D	79
4750M	91	5986	202	7270B	82	8009	110	57341DN	79
4750P	91	5987	202	7282J	85	8010	110	57343DN	79
4750R	91	5988	202	7292J	85	8011	110	63165P	77
4750V	91	5988B	89	7340N	83	8446	201	A	197
4750Y	91	6391B	35	7426B	81	8447	201	AA	196
4750Z	91	6391C	35	7426K	81	8448	201	AB	196
L4750T	92	T6654	201	7430B	83	8888	199	AS	196
4913B	85	T6655	201	7446A	81	13151A	78	AT	196
4923B	85	T6656	201	7446B	81	13151B	78	BB	196
5001BP	104	T6657	201	7456A	81	13151P	78	CC	196
5001CB	104	T6658	202	7456B	81	13165B	77	DSL	125
5001L	104	T6659	202	7466B	81	13165P	77	EE	196
5025	106	T6660	202	7476B	81	13174B	76	HH	196
5025C	106	T6661	202	7497J	88	13174C	76	SS	196



## GLOSSARY

**Active Door.** In a pair of doors, the active door is the one which must be opened first.

**Anti-friction Latch Bolt.** The latch bolt of a lock which has been equipped with a device for lessening friction between bolt and strike. Usually a small trigger attached to the bolt which contacts the strike and exerts a lever action to depress the bolt.

**Armored Front.** An additional front, applied to the regular front of a lock by machine screws, which protects the cylinder set screws so that they cannot be loosened without removing the armored front. The armored front need not be applied until after the door has been painted, thus giving the additional advantage of preserving the finish during painting operations.

**Auxiliary Bolt.** An additional bolt which is depressed by the strike when door is closed and automatically deadlocks the latch bolt against end pressure. It does not interfere with the normal operation of the lock.

**Back Plate (letter drop).** A plate applied to inside of the door to finish off the opening of the letter drop.

**Back Plate (rim cylinder).** A small plate applied to the inside of the door through which the cylinder connecting screws and bar are passed.

**Backset (of a lock).** A term used in referring to the horizontal distance from the face of the lock to the center line of the cylinder, key hole or knob hub. On locks with beveled fronts this distance is measured from the center of the face. On locks with rabbeted fronts it is measured from the upper step at the center of the lock face. (To avoid possibility of confusion it is better to indicate this as "Backset, long-side — in.")

**Barrel Key.** A key with a round post and having a hole in the end which fits over a pin in the lock. Used chiefly for cabinet locks and sometimes called pipe key.

**Bevel of Door.** The angle of the lock edge of the door in relation to the inside and outside surfaces of the stile. Thin doors are not usually beveled. The commonly used bevel for heavier doors is  $\frac{1}{8}$  inch in 2 inches. (A beveled edge on a thick door is necessary for a close fit when the door is closed, because of the swing of the door).

**Bevel of Lock.** A term commonly used to designate the direction of the bevel of the latch bolt and front (if any). The required bevel of the lock is determined by the direction in which the door opens. If the door opens away from the key-operated side, the lock is referred to as "regular bevel." If the door opens toward the key-operated side, the lock is "reverse bevel."

**Bit (of a key).** The projecting blade which is cut in a manner to clear the obstacles to operation of the bolt.

**Bit Key Lock.** One operated by a key having a wing bit.

**Bitting.** A cut, or series of cuts in the bit, made in a manner to move the tumblers to the release position.

**Box Strike.** A strike which provides a complete housing for the bolts, for neater application and greater protection.

**Butt.** A contraction of the term Butt Hinge. A hinge designed for application to the butt edge of the door.

**Cam (of a cylinder).** A rotating piece attached to the end of the cylinder plug to operate the locking mechanism.

**Cap (of a lock).** The removable lid of the case. Also called a cover.

**Case (of a lock).** The box containing the mechanism.

**Casement Window.** One with sash hinged at the side.

**Change Key.** A key which will operate only one lock in a series, as distinguished from a master key which will operate all locks in a series.

**Changes (key).** The different bittings or tumbler arrangements in a series of locks.

**Clevis.** A metal link for attaching a chain to a padlock.

**Closet Spindle.** A knob spindle having a turn knob made fast to one end and with provision for attaching a knob to the other end. For use on the inside of closet doors.

**Code key.** A record of the key change or bitting corresponding to a particular key change number.

**Communicating Door Lock.** A lock having latch bolt operated by knobs and dead bolt operated by turn knob. Frequently such locks have a "split" dead bolt so that turn knob on either side locks against the other.

**Connecting Bar.** A flat spindle attached to the cylinder of a rim lock to operate the bolt.

**Corrugated Key.** A key with pressed longitudinal corrugations in its shank to correspond to an irregularly shaped key way.

**Curved-Lip Strike.** A strike whose lip has been curved to conform to the detail of the door casing.

**Cylinder (of a lock).** The housing containing tumbler mechanism and key way.

**Cylinder Collar.** A decorative plate used under the head of a cylinder.

**Cylinder Lock.** A term used to distinguish locks having mechanisms operated by a cylinder, as opposed to lever tumbler, warded and other types of lock construction.





**Cylinder Ring.** A collar or washer applied under the head of a cylinder.

**Cylinder Screw.** The set-screw in the front of a cylinder lock which prevents the cylinder from being turned after installation.

**Dead Bolt (of a lock).** A lock bolt having no spring action, usually rectangular in shape and actuated by key or turn knob, and which becomes locked against end pressure when projected.

**Dead Latch.** A lock with a beveled, latch-type bolt which can be automatically or manually locked against end pressure when projected.

**Dead Lock.** One having a dead bolt only.

**Double Bitted Key.** One having bittings, or cuts, on two sides, to actuate the tumblers of the lock.

**Double Throw Bolt.** One which, by automatic or manual operation, can be projected beyond its normal position, thus giving extra security.

**Drill Pin.** A round pin projecting from the inside of the lock case opposite the key hole to receive a "barrel" or "pipe" key.

**Drivers.** The upper set of pins in a pin tumbler cylinder which, activated by the springs, project into the plug until raised by insertion of the key to proper point for unlocking.

**Drop Escutcheon (or Key Plate).** One having a pivoted covering for the key hole.

**Dummy Cylinder.** One without operating mechanism, for use where effect is desired.

**Dummy Trim.** Trim only, without lock. Usually used on the inactive door of a pair of doors to give "balance."

**Dutch Door.** One having two separate leaves hung one over the other. Usually equipped so that both leaves can be operated as a single unit, or upper leaf can be opened independently for ventilation.

**Easy Spring.** A term used in referring to the construction of a knob-operated lock or latch. It indicates that the spring action on the latch bolt is "easy" while the knob action is snappier. This is usually accomplished by the use of separate springs for each.

**Escutcheon.** A plate, either protective or ornamental, containing openings for any or all of the controlling members of the lock such as knob, handle, cylinder, keyhole, etc.

**Face (of a lock).** The plate surface which shows in edge of door after installation.

**Fence (of a lock).** A projecting piece, usually attached to the tail of the dead bolt, which passes through the "gating" of the lever tumblers when they are properly aligned, permitting the bolt to be projected or retracted.

**Flat Key.** A thin flat stamped key usually steel and usually having square-cut bitting on one or both sides.

**Folding Key.** One having a pivoted handle and shank so that the shank can be folded into the handle like a pocket knife.

**French Door.** A full length glass-paned door. Sometimes called French Window.

**French Shank.** A term used to indicate an ornamentally shaped knob shank.

**French Spring.** A flat-wire coiled spring used in French Door locks to hold the lever handle in a horizontal position. Sometimes called Gun Spring.

**French Window.** A side hinged window (or glass paned door) extending to the floor. Frequently called French Door.

**Front (of a lock).** The plate through which the ends of the bolts project.

**Front Door Lock.** A lock for use on entrance doors usually having a dead bolt and latch bolt with stop works for controlling operation of the latch bolt from the outside.

**Gating.** The opening in lever tumblers through which the "fence" passes to permit actuation of the bolt.

**Gun Spring.** A flat-wire coiled spring used frequently in French Door Locks to maintain the lever handle in a horizontal position. Sometimes called French Spring.

**Hand (of a lock, etc.).** A term used to indicate the adaptability of an article to right or left hand doors.

**Handed (locks, etc.).** A term indicating that the article is designed or assembled for use only on right hand doors, or only on left hand doors, but not both.

**Hasp.** A fastening device consisting of a loop and a slotted hinged plate.

**Heel (of a padlock shackle).** The end which is not removable from the case.

**Horizontal Lock.** One whose major dimension is horizontal.

**Hub.** The part of a lock through which a spindle passes (either knob or turn knob) to actuate the mechanism.

**Indicator.** A device, usually an inward and outward moving button, used in connection with hotel locks to indicate whether room is occupied.

**Insert (of a padlock).** The unit enclosed in the case designed to contain the cylinder mechanism.

**Jamb.** The inside vertical face of a door or window frame.

**Keeper.** Same as strike.

**Key Change Number.** The recorded code number indicating the key change, usually stamped on key.

**Keyhole Lock (or keyhole plug).** A small pin tumbler mechanism designed to block the keyhole of a bit key lock. See Page 38.

**Key Plate.** A small plate or escutcheon having keyhole only.

**Key Way.** The opening in a lock cylinder into which the key is inserted.

**Knob.** A projecting grip, usually spherical in shape for operating a latch bolt.

**Knob Latch.** A door latch having a spring bolt only, operated by knobs.



**Knob Lock.** A door lock having a spring latch operated by knobs in connection with a dead locking mechanism.

**Knob Rose.** A small plate which acts as a knob bearing and protective or ornamental shield applied to surface of a door.

**Knob Shank.** The projecting stem of a knob into which the spindle is fastened.

**Knob Top.** The grip of the knob attached to the shank.

**Latch.** A door fastening device, usually with a sliding or spring bolt, but usually having no locking function.

**Latch Bolt (of a lock).** A beveled spring bolt, usually operated by knob, lever handle or thumb piece.

**Lever Handle.** A horizontal handle for operating the latch bolt of a lock. Usually used on the recessed or jamb side of French Door.

**Lever Tumbler.** Flat tumblers having a pivotal motion actuated by the biting of the key and controlling the locking function.

**Lip of a Strike.** The projecting part on which the latch bolt rides.

**Locking Dog (of a padlock).** The part which engages the shackle and holds it in the locked position.

**Locking Dog Spring (of a padlock).** The spring which projects the locking dog.

**Lock Rail (of a door).** The horizontal member of a door having two or more panels located at the proper height to receive the lock case.

**Lock Set.** Lock, complete with trim, such as knobs or handles and escutcheons, etc.

**Lock Stile (of a door).** The stile to which the lock is applied, as distinguished from the hinged stile.

**Master Key.** A key with biting arranged to operate two or more locks of different changes in a group, each lock being also operated by its own individual or change key.

**Master Keyed Lock.** A lock so designed that it can be furnished in a group, each lock being operated by its own individual or change key, and all locks in the group being operated by a master key.

**Master Keying.** The process of setting up the key changes in a group or series of locks in a master keyed system.

**Mortise.** An opening made to receive a lock or other hardware; also the act of making such an opening.

**Mushroom Pins.** A mushroom shaped driver.

**Night Latch.** An auxiliary lock having a spring latch bolt and functioning independently of, and providing additional security to the regular lock on the door.

**Night Works.** The stop buttons and mechanism which deadlock the latch bolt so that it cannot be operated by the outside knob or thumb piece.

**Non-Ferrous.** Non-rusting. Containing no iron.

**Nose Plate.** A small plate which surrounds the face of the cylinder to give a finished appearance on certain types of cylinder locks where cylinder is permanently attached to the lock.

**Paracentric.** A term used to distinguish a milled cylinder key from other types, such as bit key, flat steel keys, tubular keys, etc.

**Pin Tumblers.** Small sliding pins in a lock cylinder, working against coil springs and preventing the cylinder plug from rotating until raised to exact height by biting of key.

**Pipe Key.** A key having a hole drilled in the end of the post to fit over a pin in the lock.

**Plug (of a lock cylinder).** The round part containing the keyway.

**Plug Retainer.** The part which retains the plug in a cylinder lock.

**Post (of a key).** The round part of a bit key to which the wing or bit is attached.

**Push Key.** One which performs its function of setting the tumblers by inward rather than rotary motion. Sometimes called "Thrust Key."

**Push Type Padlock.** One in which the shackle is released by pushing the key and plug inward before turning.

**Rabbet.** The offset on the abutting edge of a pair of doors, or the corresponding offset of the fronts and strikes of rabbeted locks.

**Rabbeted Lock.** One in which the front is formed in two planes or steps corresponding to the rabbeted edge of a door.

**Rail (of a door).** The horizontal members which join the stiles. Usually top and bottom rails and lock (center) rail.

**Reverse Bevel (of a latch bolt).** A term used to indicate that the bevel of the latch bolt is toward the inside of the door, the opposite of regular. (Exception — Cupboard doors — see "Reversed Door".)

**Reversed Door.** One opening in the opposite direction from that which is usual or regular. Doors are considered regular if opening inward, except cupboard doors which regularly open out.

**Reversible Lock.** Usually one in which the latch bolt can be turned over so as to adapt it to doors of either hand, opening in or out. This does not apply to beveled front locks and certain cylinder mortise locks.

**Rim.** A term indicating articles of hardware designed for application to the surface of the door.

**Rounded Front.** A lock front conforming to the rounded edge of a double acting door. Usually  $2\frac{1}{4}$  inch radius.

**Rose.** A small plate which acts as a knob bearing. A protective or ornamental plate attached to the surface of the door.

**Screwless Knob.** A knob attached to a spindle by fastenings other than screws.

**Selvedge.** The distance from the front edge to the center of the cylinder on a cabinet lock.



**Set Screw.** One which by checking another screw, or other movable part, prevents it from loosening.

**Shackle (of a padlock).** The link by which the padlock is secured to the hasp or other opening to effect a locked joint.

**Shackle Spring.** The spring which projects the shackle from the padlock case when unlocked.

**Shank (of a key).** The part between the bow or handle and the bit or wing.

**Shank (of a knob).** The projecting stem of a knob into which the spindle is fastened.

**Side Screw.** A small machine screw used for fastening a knob to a spindle.

**Spacing.** The distance between the center of a knob hub and the center of the key hole, cylinder hole or turn knob hub. In a handle lock, the distance from bottom of trip to center of cylinder hole, etc.

**Spindle (of a knob).** The bar connected with the knobs, or knob, and passing through the hub of the lock, for the purpose of transmitting the knob action to the latch bolt.

**Stem (of a key).** The round portion at the end of the shank of a bit key to which the wing or bit is attached. The part forming the axis on which the key rotates in the lock. Also called the post.

**Stop (of a lock).** The button which serves to deadlock the latch bolt against outside knob or thumb piece, or holds the bolt retracted as in the case of a night latch.

**Stop Pin (of a padlock).** A pin which retains the shackle in the padlock case when unlocked.

**Strike.** The part, pierced or recessed to receive the bolts of locks or latches, fasteners, etc., and applied to the frame, thus permitting a locked joint. Sometimes called a keeper.

**Stump.** A small projection in a lock, for retaining parts in proper position, or for receiving a screw.

**Swinging Latch Bolt.** A bolt which is hinged to the lock front and is retracted with a swinging rather than a sliding action. Also called anti-friction latch bolt.

**Swivel Spindle.** A spindle having a joint midway in its length to permit the knob at one end to be made rigid by the stop work while the other end is free to operate.

**Tail Piece.** The sliding part or connecting link through which the bolt is operated by hub or key.

**Talon.** The notch in the tail piece of a dead bolt in which the rotating member engages to throw or retract the bolt.

**Thimble.** The socket or bearing attached to an escutcheon plate in which the end of the knob shank rotates.

**Thumb Piece (of a handle).** The small pivoted part above the grip of a handle intended to be pressed by the thumb to operate the latch bolt.

**Toe (of a padlock shackle).** The end which separates from the padlock when opened.

**Tubular Cylinder.** A cylinder permanently attached to the case of a rim or semi-mortise lock and having a housing of tubular shape. Most frequently used on rim night latches and cabinet locks.

**Tubular Lock (or latch).** One having a cylindrically shaped case and requiring a bored (round) hole rather than a chiseled rectangular mortise.

**Turn Knob.** A small projecting grip, usually crescent shaped, with spindle attached for operating the dead bolt of a mortise lock.

**Universal.** A term used to describe a lock, door closer or other device which can be used on doors of either hand, without change.

**Upright Lock.** One whose major dimension is vertical.

**Veneered Front (of a lock).** An additional front plate used to cover up a front of inferior material, permanently attached to the primary front. (Should not be confused with "Armored Front.")

**Ward.** An obstruction projecting from the lock case or side of the key hole intended to block the entrance or rotation of an improperly cut key.

**Warded Key.** One having grooves or notches designed to clear the warding of the lock.

**Wing Key.** One having a projecting wing or bit for operating the tumblers and/or bolt of a lock. More commonly called a Bit Key.



# NEWSPAPER MATS

**SALES BOOSTERS**

**FOR SECURITY**  
Put an ILCO Night Latch on doors that need extra protection. For economy—buy an ILCO—there is no better value on the market.

(DEALERS' IMPRINT)

**FOR EVERY PURPOSE**

- Protect your property with an ILCO Padlock. Designed to give extra security, long service, smooth operation . . . . . at modest cost.

(DEALERS' IMPRINT)

**KEEP THAT DOOR CLOSED!**

With an — **ILCO DOOR CLOSER**

Stops slamming, saves fuel, eliminates draughts. Built to give long, dependable service. Easy to apply . . . easy to adjust to any desired closing speed.

(DEALERS' IMPRINT)

**WE MAKE KEYS**

**GENUINE ILCO NICKEL-SILVER KEY BLANKS**

(DEALERS' IMPRINT)

**QUICK SERVICE!**

We pride ourselves on our ability to give you quick service on your key requirements . . .

- ACCURATE FIT
- LONG WEAR
- LASTING FINISH

**LOCKSMITHS**

**NIGHT LATCH MAT, No. ADV104**  
**PADLOCK MAT, No. ADV105**  
**DOOR CLOSER MAT, No. ADV106**  
**KEY MAT, No. ADV107**

**MISCELLANEOUS MAT No. ADV108**

Any of the above newspaper advertising mats will be furnished free to ILCO dealers upon request. They have been purposely designed so that they can be used as is, for complete ads, or cut up and rearranged to form larger ads, or as parts of general store ads. When requesting mats, give numbers of those wanted.



**COUNTER AND WINDOW CARDS**

**NIGHT LATCH**  
 ...Made in a wide variety of styles and sizes at all prices...  
 STURDILY BUILT  
 SMARTLY DESIGNED  
 HIGHEST IN QUALITY  
 INSIST ON ILCO AND PLAY SAFE  
 ADV 109

**PADLOCKS**  
 FOR EVERY PURPOSE  
 Be safe with ILCO PROTECTION  
 THE SYMBOL OF SUPREME LOCK PROTECTION  
 ADV 110

**DOOR CLOSER**  
 NO. 3002  
 WEATHER RESISTING GUN METAL FINISH  
 CLOSES DOORS WITHOUT A BANG  
 It has Everything!  
 EXTRA POWER - EXTRA DURABILITY  
 LARGE STURDY BARREL  
 Goes on in a jiffy.  
 on screen, storm, or combination doors.  
 ADJUSTABLE CLOSING SPEED  
 ADV 111

**DOOR CLOSERS**  
 STOP door slamming  
 PREVENT draughts  
 SAVE on fuel and air conditioning  
 EXTRA POWER  
 SMOOTHER PERFORMANCE  
 BUY NOW...  
 dependable door control  
 ADV 112

**AN EXTRA KEY**  
 WHILE YOU WAIT!  
 if necessary  
 ...is a time and money saver.  
 KEYS DO GET LOST!  
 Save worry and expense by having an extra key made for your home, your garage, your automobile, etc.  
 SMALL COST  
 ADDED PROTECTION  
 ADV 113

Get these attractive cards (Size 10 in. x 13 in.) and use them in your store and window displays. They will help increase your sales.


**FREE TO DEALERS -- ON REQUEST**




**KEY SIGNS**



**STEEL KEY SIGN**  
Size 14 x 32 in.  
No. 7KS




**WINDOW DECAL**  
Size 5½ x 9½ in.  
No. 6KS



**ELECTRIC KEY SIGN**  
Size 9 x 14¼ in.  
No. 8KS

**DEMONSTRATING SAMPLE MOUNTS**



**No. 10DLA**

Display No. 10DLA is an assortment of popular, fast-selling Drawer and Cupboard locks. The numbers selected for this assortment are those for which there is a steady, profitable market in every community.

Set up one of these handy panels in your store and increase your cabinet lock sales.

**LOCKS IN ASSORTMENT**


(In same order as displayed on panel)

- |           |          |           |
|-----------|----------|-----------|
| No. 4064A | No. 4058 | No. 4063  |
| No. 4054  | No. 4062 |           |
| No. 4053  | No. 4068 | No. 4053½ |



**DEMONSTRATING SAMPLE MOUNTS**


**NIGHT LATCH ASSORTMENT MOUNT  
3 ASSORTMENTS**




An attractive, sturdy mount for displaying and demonstrating Night Latches and Deadlocks. This mount has amply proven its ability to make extra sales wherever displayed.

**DISPLAY No. 81 MT**  
Contains one each of the following Night Latches and Deadlocks, mounted  
No. 241 (see page 31)  
201 ( " " 26)  
218C ( " " 26)  
401 ( " " 34)

**DISPLAY No. 82 MT**  
Contains one each of the following Night Latches and Deadlocks, mounted  
No. 210B (see page 30)  
256 ( " " 29)  
6391C ( " " 35)  
219 ( " " 26)




**DISPLAY No. 83 MT**  
Contains one each of the following Night Latches, mounted  
No. 241B (see page 31)  
255 ( " " 29)  
222B ( " " 28)  
210 ( " " 30)




**Mount For Night Latches and Deadlocks**

To order mounted samples of Night Latches, Deadlocks, etc., give number of Lock and add symbol MTD, thus: 1 only 256 MTD.




**Mount For Mortise Bolt Locks**

**DOOR CLOSER MOUNTS**



**Mount For No. 650 Closer - No. 650 MTD  
Mount For Universal Closer - No. 32 MTD  
Mount For Ball Bearing Closer - No. B30 MTD**



**Mounts For Screen Door Closers  
Nos. 2001A MTD  
3001 MTD  
3002 MTD**



## INTRODUCTION



A lock is no better than its cylinder mechanism. Cylinder construction and assembly call for extreme accuracy to insure that each key will operate smoothly without catching or binding. The precision manufacture of a pin tumbler cylinder starts with the keys, which must be milled, cut, and gauged to extremely close tolerances. The pin tumblers must be exactly correct to micrometer measurements, and to overcome the very slight but trouble-causing margin of mechanical error, each pin is carefully burred and fitted. Keys and pins must be made of the proper material to insure minimum wear. The cylinder plug and housing are machined to fine limits of accuracy on equipment especially designed and built for the purpose. All cylinders are assembled and fitted by hand for accuracy, and all keys are tested several times after assembly.

Finally, after every possible precaution has been taken to insure proper security, by means of precision manufacture, accurate assembly, and thorough testing, all cylinders are completely inspected and retested by experts who have a background of years of practical training and experience and who are thoroughly acquainted with the particular and sometimes peculiar problems which arise in lock applications. Thus, smooth operation, proper security, and unusual durability are assured in every ILCO padlock and auxiliary lock.

### Why does anyone buy a lock?

Sometimes a lock is used merely as a fastening device, to keep a door shut, but not necessarily locked. This is not so in the case of padlocks and auxiliary locks, which are purchased with the definite purpose of securing an opening positively against intrusion. In such cases, the dealer is in a position of trust and responsibility and in order to serve the customer advantageously, he should recommend a style, type, grade and size of padlock or auxiliary lock which will best suit the requirements of the particular installation.

The dealer who understands the important features of each different type of lock is in position to guide his customer's choice intelligently.



PADLOCKS  
&  
AUXILIARY  
LOCKS





## SECURITY

ILCO Pin Tumbler Cylinders are the finest all around locking devices which mechanical ingenuity has yet devised. For all practical purposes the number of different key changes possible is unlimited. The finest materials, precision manufacturing equipment (much of it especially designed for accurate machining of ILCO cylinders and keys) and rigid inspection are an enduring guarantee of highest quality and lasting satisfaction. Wherever the utmost in security and long, trouble-free service are desired, ILCO Pin Tumbler Cylinders should be used.

ILCO Disc Tumbler Cylinders were designed to provide a high degree of security at low cost. While the number of possible key changes is limited, disc tumbler cylinders provide a far greater number of changes than the average lever or warded mechanisms. ILCO discs are made of brass and are of the non-spill, self-retaining type, designed and patented by ILCO to simplify repairing, re-coding and reassembling cylinders.

## KEYING ALIKE

It is frequently desirable, in certain installations, to have a number of different locks operated by the same key without the necessary extra cost of master keying. In such cases, ILCO locks can be furnished keyed alike; that is, with the mechanism of all locks set up so that they are operated by the same key. Any number of locks, from two up, can be furnished keyed alike without extra charge.

## MASTER KEYING

ILCO Master Keyed systems are for installations where a number of locks are to be used, each lock having its individual change key, and also a master key which will operate all locks in the system. Under this arrangement holders of individual keys have access only to the doors through which their entry has been properly authorized, while those in complete charge have access through all doors in the system by means of their master keys.

More extensive systems frequently require that the locks be master keyed in groups, with a master key to operate all locks in its own group, but no other lock, and with a grand master key which will operate all locks in all groups. Thus, persons may be authorized to operate individual locks only; all locks in any one group; or all locks in the system, according to the requirements of their duties.

Naturally, the most satisfactory locks for master keyed systems are pin-tumbler cylinder locks, because of the practically unlimited number of possible key changes. This minimizes the possibilities of an individual key operating more than one lock in the system.

## MASTER KEYED LOCKS

The following chart has been drawn up to guide you in submitting orders for master keyed locks. The quantity specified against each lock number indicates the maximum possible key changes available under a master key.

**Note: Important** — In no case do we guarantee against the possibility of interchanges on any of these locks. This chart merely shows the maximum number of key changes possible. The fewer key changes used, the safer the system will be against interchanges.

No.	Key Changes	No.	Key Changes
201, 0201B	10,000	382, 382B	500
203	10,000	383, 383B	1,000
210S	3,000	384, 384B	10,000
210Y, 210BY	10,000	385, 385B	10,000
218, 218C	3,000	401, 401A, 401C	10,000
219	10,000	4001, 4001½, etc.	10,000
222, 222B	3,000	4017	100
222Y, 222BY	10,000	4019	10,000
255	10,000	4038, 4038V	3,000
256	3,000	4053, 4053½	50
257	10,000	4056S	500
260	10,000	4058, 4058A, 04058	1,000 (5 pin)
261	10,000		500 (4 " )
262	10,000	4062, 4062A, 04062	1,000 (5 " )
308, 308A, 308B	1,000		500 (4 " )
309, 309A, 309B	10,000	4063, 4063A, 04063	1,000 (5 " )
310, 310B	10,000		500 (4 " )
317, 317A, 317H	2,000	4064A	1,000 (5 " )
319, 319A	500		500 (4 " )
321, 321A	500	4075	20,000
373	1,000	4082S	500
		6391B, 6391C	10,000

If there is a possibility that additional locks are to be ordered at some future date under the same master key as supplied on the initial master keyed order, the quantity of locks which is to be added should be specified when the initial order is placed, so that sufficient key changes may be reserved for future use.

When ordering locks keyed different, specify "Keyed Different" after Lock Number, for example;—308 Keyed Different.


When ordering locks keyed alike, specify "Keyed Alike" after Lock Number, for example;—308 Keyed Alike.

When ordering locks master keyed, specify "Master Keyed" after Lock Number, for example;—308 Master Keyed.

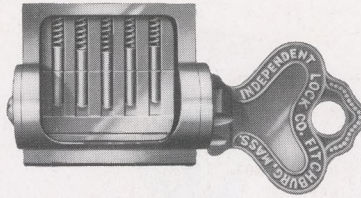
When a Grand Master Keyed system is required, submit complete details of installation.




### PRINCIPLE OF THE PIN TUMBLER MECHANISM



Until proper key is inserted, the cylinder top pins extend into plug under action of the cylinder springs, and prevent rotation of the plug.

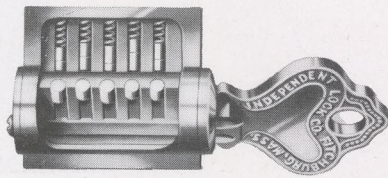


When proper key is inserted the divisions between top and bottom pins are aligned at surface of plug.




Plug can now be rotated causing the cam or connecting bar to operate the locking mechanism.

### MASTER KEYED PIN TUMBLER CYLINDERS




An extra set of pins is used, so that two different divisions are possible. When proper change key is inserted, the pins are raised so that a division occurs at surface of plug, and plug can then be rotated.




The master key operates each lock in the system by raising the pins so that another division occurs at surface of plug, and plug can be rotated.

### THE DISC TUMBLER MECHANISM (Single Bitted Key)






Until proper key is inserted, all of the disc tumblers extend into one of the broached slots in the cylinder shell, or housing, under the action of the springs, and prevent rotation of the plug.



When proper key has been inserted the disc tumblers are aligned at the surface of the plug, allowing the plug to rotate.

### THE DISC TUMBLER MECHANISM (Double Bitted Key)




Until the proper key is inserted in a double bitted disc tumbler lock, some of the discs extend into one of the broached slots in the cylinder shell, and the remaining tumblers extend into the opposite broached slot, under the action of the springs. When proper key is inserted, all of the tumblers are aligned at the surface of the plug, allowing the plug to rotate.




## STANDARD CASE--PIN TUMBLER CYLINDER

**STANDARD**  
**-- SIZE**  
**-- DESIGN**  
**IN**  
**FIVE**  
**GRADES**



**OVAL KNOBS**

Night Latches Nos. 0201B, 218, 218C and 219 have oval knobs instead of round knobs as shown.



**\*UNIVERSAL STRIKE**

For applications where minimum cutting of trim is desired. Furnished in place of regular rim strike when symbol "U" is prefixed to number, thus: U201.

### GENERAL DESCRIPTION

<b>Size:</b>	Case, 2½ x 3⅝ x 1 in.	<b>Keys:</b>	Furnished with three keys.
<b>Backset:</b>	2⅜ in.	<b>Key Changes:</b>	Practically unlimited.
<b>Strikes:</b>	Furnished with rim strike. Also flat strike, as shown, for doors opening out.	<b>Master Keying:</b>	Can be furnished master keyed in groups, or keyed alike. (See page 24.)
<b>Ring:</b>	No. 44, wrench proof type.	<b>Hand:</b>	Reversible.

For doors 1⅜ to 2½ in. thick.

### OPERATION

From outside by key; from inside by knob. Bolt may be held back by stop. Bolt may also be deadlocked by stop from inside so that key will not turn.

No.	Case	Finish	Knob	Bolt	Cylinder 5 Pin Tumbler	Key Blank No.	Quantity in Box	Weight <sup>*</sup> Per Box
201	Cast Iron	Black Wrinkle	Round	Brass	Cast Brass	1054K	1	1¾ lbs.
†*0201B	Cast Bronze	Natural Bronze	Oval	Brass	" "	" "	1	1¾ "
218	Cast Iron	Black Wrinkle	"	Cast Iron, Brass Plated	Die Cast	1054F	1	1¾ "
218C	" "	Gold Bronze Wrinkle	"	" "	" "	" "	1	1¾ "
219	" "	Black Wrinkle	"	" "	Cast Brass	1054K	1	1¾ "

†This latch is made of solid bronze throughout for installations subject to salt air, or severe climatic conditions.

\*Not carried in stock. Made on special order only.




## STREAMLINED CASE--PIN TUMBLER CYLINDER

R  
I  
M  
D  
E  
A  
D  
L  
A  
T  
C  
H

**NEW  
AUTOMATIC  
DEADLATCHING  
FEATURE**

**DEAD LOCKS  
WHEN DOOR  
CLOSES**



**BOLT HAS  
EXTRA 1/8 in.  
THROW WHEN  
DEADLOCKED**

**STANDARD SIZE  
AND BACKSET**

**AUTOMATICALLY JIMMY-PROOFED WHEN DOOR IS CLOSED**  
(Patent Applied For)

### GENERAL DESCRIPTION

<b>Size:</b>	Case, 2½ x 3⅝ x 1 in.	<b>Keys:</b>	Three, nickel silver.
<b>Backset:</b>	2⅜ in.	<b>Key Changes:</b>	Practically unlimited.
<b>Strikes:</b>	Furnished with rim strike. Also flat strike, as shown, for doors opening out.	<b>Master Keying:</b>	Can be furnished master keyed in groups, or keyed alike. (See page 24.)
<b>Ring:</b>	No. 44, wrench proof type.	<b>Hand:</b>	Reversible.

For doors 1⅝ to 2½ in. thick.

### OPERATION

From outside by key. From inside by knob. When door is closed bolt is automatically projected an extra 1/8 in. and is deadlocked so that it cannot be forced back by pressure on end of bolt. The slide stop can be used to deadlock the bolt so that the key will not operate, or to hold the bolt retracted.

No.	Case	Finish	Bolt	Cylinder 5 Pin Tumbler	Key Blank No.	Quantity in Box	Weight Per Box
257	Cast Iron	Black Wrinkle	Solid Brass	Cast Brass	1054K	1	1¼ lbs.


**NIGHT  
LATCHES**



**MODERN DESIGN--PIN TUMBLER CYLINDER**

**ATTRACTIVE  
MODERN  
STREAMLINED  
CASE**

**2  
FINISHES**



**FITS  
ALL  
STANDARD  
APPLICATIONS**

**2  
GRADES**

**GENERAL DESCRIPTION**

**Size:** Case, 2<sup>7</sup>/<sub>16</sub> x 4 x 1 in.

**Backset:** 2<sup>3</sup>/<sub>8</sub> in.

**Strikes:** Furnished with rim strike. Also flat strike, as shown, for doors opening out.

**Ring:** No. 44, wrench proof type.

**Keys:** Furnished with three keys.

**Key Changes:** Practically unlimited.

**Master Keying:** Can be furnished master keyed in groups, or keyed alike. (See page 24.)

**Hand:** Reversible.

For doors 1<sup>3</sup>/<sub>8</sub> to 2<sup>1</sup>/<sub>2</sub> in. thick.

**OPERATION**

From outside by key; from inside by knob. Bolt may be held back by stop.

Bolt may also be deadlocked by stop from inside so that key will not turn.

No.	Case	Finish	Bolt	Cylinder 5 Pin Tumbler	Key Blank No.	Quantity in Box	Weight Per Box
<b>222</b>	Cast Iron	Black Wrinkle	Cast Iron, Brass Plated	Die Cast	1054F	1	1 <sup>3</sup> / <sub>4</sub> lbs.
<b>222B</b>	" "	Gold Bronze Wrinkle	" " " "	" "	"	1	1 <sup>3</sup> / <sub>4</sub> "
<b>*222Y</b>	" "	Black Wrinkle	" " " "	Cast Brass	1054K	1	1 <sup>3</sup> / <sub>4</sub> "
<b>*222BY</b>	" "	Gold Bronze Wrinkle	" " " "	" "	"	1	1 <sup>3</sup> / <sub>4</sub> "

\*Not carried in stock. Made to special order only.




## MODERN DESIGN--PIN TUMBLER CYLINDER

NIGHT LATCHES

**MASSIVE AND  
MODERN  
IN  
APPEARANCE**

**2  
GRADES**



**FITS  
ALL  
STANDARD  
APPLICATIONS**

**BLACK WRINKLE  
FINISH**

### GENERAL DESCRIPTION

<b>Size:</b>	Case, 2½ x 3¾ x 1 in.	<b>Keys:</b>	Furnished with three keys.
<b>Backset:</b>	2⅝ in.	<b>Key Changes:</b>	Practically unlimited.
<b>Strikes:</b>	Furnished with rim strike. Also flat strike, as shown, for doors opening out.	<b>Master Keying:</b>	Can be furnished master keyed in groups, or keyed alike. (See page 24.)
<b>Ring:</b>	No. 44, wrench proof type.	<b>Hand:</b>	Reversible.

For doors 1⅜ to 2½ in. thick.

### OPERATION

From outside by key; from inside by knob. Bolt may be held back by stop. Bolt may also be deadlocked by stop from inside so that key will not turn.

No.	Case	Finish	Bolt	Cylinder 5 Pin Tumbler	Key Blank No.	Quantity in Box	Weight Per Box
255	Cast Iron	Black Wrinkle	Cast Iron, Brass Plated	Cast Brass	1054K	1	1¾ lbs.
256	" "	" "	" " " "	Die Cast	1054F	1	1¾ "


**NIGHT  
LATCHES**



**MODERN DESIGN--PIN TUMBLER OR--CYLINDER  
DISC TUMBLER--CYLINDER**

**SMALL  
STREAMLINED  
MODEL**

**3  
GRADES**



**HAS  
NARROW  
BACKSET**

**2 1/8"**

**2  
FINISHES**

**GENERAL DESCRIPTION**

**Size:** Case, 2 1/4 x 3 1/8 x 1 in.

**Backset:** 2 1/8 in.

**Strikes:** Furnished with rim strike. Also flat strike, as shown, for doors opening out.

**Ring:** No. 44, wrench proof type.

**Keys:** Furnished with three keys.

**Key Changes:** Nos. 210, 210B—500.

Nos. 210S, 210Y, 210BY practically unlimited.

**Master Keying:** Nos. 210S, 210Y, 210BY only can be master keyed in groups. All can be furnished keyed alike. (See page 24.)

**Hand:** Reversible.

For doors 1 3/8 to 2 1/2 in. thick.

**OPERATION**

From outside by key, from inside by knob. Bolt may be held back by stop.

Bolt may also be deadlocked by stop from inside so that key will not turn.

No.	Case	Finish	Bolt	Cylinder	Key Blank No.	Quantity in Box	Weight Per Box
<b>210</b>	Cast Iron	Black Wrinkle	Cast Iron, Brass Plated	5 Disc Tumbler, Die Cast	H1054B	1	1 5/8 lbs.
<b>210B</b>	" "	Gold Bronze Wrinkle	" " " "	" " " "	"	1	1 5/8 "
<b>210S</b>	" "	Black Wrinkle	" " " "	5 Pin Tumbler, Die Cast	1054F	1	1 5/8 "
<b>*210Y</b>	" "	" "	" " " "	" " Cast Brass	1054K	1	1 5/8 "
<b>*210BY</b>	" "	Gold Bronze Wrinkle	" " " "	" " " "	"	1	1 5/8 "

\*Not carried in stock. Made to special order only.




## MODERN DESIGN--TUBULAR CYLINDER

NIGHT LATCHES

**ATTRACTIVE  
MODERN  
DESIGN**

**DEADLOCKING  
STOP  
BUTTON**



**5 DISC TUMBLER  
SECURITY**

**2  
FINISHES**

### GENERAL DESCRIPTION

<b>Size:</b>	Case, 2¼ x 3⅛ x ⅞ in.	<b>Keys:</b>	Two, brass, nickel plated.
<b>Backset:</b>	2⅞ in.	<b>Key Changes:</b>	500.
<b>Strikes:</b>	Furnished with rim strike. Also flat strike, as shown, for doors opening out.	<b>Master Keying:</b>	Not furnished master keyed. Can be furnished keyed alike.
<b>Ring:</b>	No. 150½.	<b>Hand:</b>	Reversible.

For doors up to 1⅝ in. thick.

### OPERATION

From outside by key; from inside by knob. Bolt may be held back by stop. Bolt may also be deadlocked by stop from inside so that key will not turn.

No.	Case	Finish	Bolt	Cylinder 5 Disc Tumbler	Key Blank No.	Quantity in Box	Weight Per Box
<b>241</b>	Cast Iron	Black Wrinkle	Cast Iron, Brass Plated	Die Cast	1054LB	1	1⅜ lbs.
<b>241B</b>	" "	Gold Bronze Wrinkle	" " " "	" "	"	1	1⅜ "



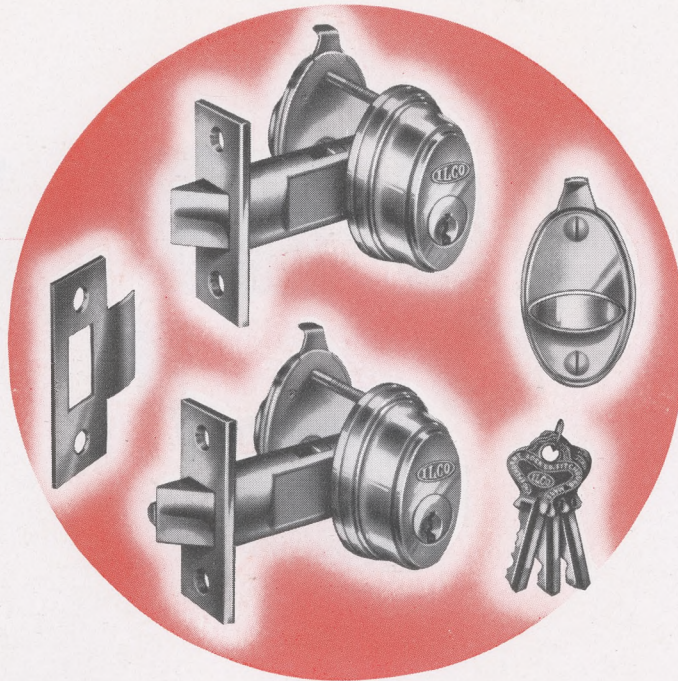


## TUBULAR LATCH--PIN TUMBLER CYLINDER

(Reversible)

**No. 260  
NIGHT LATCH**

**No. 261  
AUTOMATIC  
DEAD LATCH**



**NEATNESS AND  
PERMANENCE  
OF A MORTISE  
LOCK**

**COMPACT**

**EASY TO INSTALL**

### GENERAL DESCRIPTION

**Size:** Front,  $2\frac{5}{8} \times 1\frac{1}{16}$  in. Case, 3 in. long x 1 in. diameter.  
**Backset:**  $2\frac{3}{8}$  in.  
**Strike:**  $2\frac{5}{8} \times 1\frac{1}{16}$  in. Wrought brass.  
**Bolt:**  $1\frac{9}{32} \times 2\frac{3}{32}$  in. —  $\frac{1}{2}$  in. throw.

**Keys:** Three, nickel silver, No. 1054K.  
**Key Changes:** Practically unlimited.  
**Master Keying:** Can be master keyed in groups, or keyed alike. (See page 24.)

For doors  $1\frac{3}{8}$  to  $2\frac{1}{4}$  in. thick.

### OPERATION

No. 260. By key from outside. By turn knob from inside. Slide holds bolt retracted.  
 No. 261. Same as No. 260 except auxiliary bolt automatically deadlocks the latch bolt so that it cannot be forced back when door is closed.

No.	Case	Front	†Finish	Bolt	Cylinder 5 Pin Tumbler	Cylinder Housing	Quantity in Box	Weight Per Box
260 261	Die Cast " "	Wrought Brass " "	†Dull Brass " "	Forged Brass " "	Brass " "	Die Cast " "	One " "	1 lb. " "

†Can be supplied in other finishes, on special order.




# TUBULAR LOCK--PIN TUMBLER CYLINDER

(Reversible)

TUBU  
TYPE  
DEAD  
LOCK

**No. 262  
DEADLOCK**  
—  
**THE MODERN  
AUXILIARY  
LOCK**



**HEAVY  
LONG THROW  
FORGED BRASS  
BOLT**

## GENERAL DESCRIPTION

**Size:** Front,  $2\frac{5}{8} \times 1\frac{1}{16}$  in. Case, 3 in. long x 1 in. dia.  
**Backset:**  $2\frac{3}{8}$  in.  
**Strike:**  $2\frac{5}{8} \times 1\frac{1}{16}$  in. Wrought brass.  
**Bolt:**  $1\frac{9}{32} \times 2\frac{3}{32}$  in. —  $\frac{9}{16}$  in. throw.

**Keys:** Three, nickel silver, No. 1054K.  
**Key Changes:** Practically unlimited.  
**Master Keying:** Can be master keyed in groups, or keyed alike. (See page 24.)

For doors  $1\frac{3}{8}$  to  $2\frac{1}{4}$  in. thick.

## OPERATION

By key from outside. By turn knob from inside.

No.	Case	Front	†Finish	Bolt	Cylinder 5 Pin Tumbler	Cylinder Housing	Quantity in Box	Weight Per Box
262	Die Cast	Wrought Brass	†Dull Brass	Forged Brass	Brass	Die Cast	One	1 lb.

†Can be supplied in other finishes, on special order.


**R  
I  
M  
  
D  
E  
A  
D  
L  
O  
C  
K  
S**



**JIMMY-PROOF--PIN TUMBLER CYLINDER**

**HARDENED STEEL  
SAW-PROOF  
INSERTS  
IN BOLT  
  
3  
TYPES**

**MAXIMUM  
SECURITY  
  
FOR ALL  
APPLICATIONS**



**CYLINDER OUTSIDE  
WITHOUT KNOB  
\*No. 401A**

**CYLINDER OUTSIDE  
KNOB INSIDE  
No. 401**

**CYLINDERS BOTH SIDES  
No. 401C**

**GENERAL DESCRIPTION**

**Size:** Case, 2 7/8 x 4 1/2 x 7/8 in.  
**Backset:** 2 1/2 in. for doors opening in, 3 1/2 in. for doors opening out.  
**Strikes:** Regularly furnished with angle strike No. 5 1/4 D. Flat strike No. 9 1/4, for doors opening out, furnished only when ordered. Specify thus: 401 x 9 1/4 strike.

**Ring:** No. 44, wrench proof type.  
**Keys:** Three, nickel silver.  
**Key Changes:** Practically unlimited.  
**Master Keying:** Can be master keyed in groups or keyed alike. (See page 24.)  
**Hand:** Reversible.

**OPERATION**

401 From outside by key, from inside by knob.  
 401A From outside by key only.  
 401C From outside by key, from inside by key.

No.	Case	Finish	Bolt Die Cast	Cylinder 5 Pin Tumbler	Key Blank No.	Quantity in Box	Weight Per Box
401	Die Cast	Polished Bronze	Harden Steel Inserts	Cast Brass	1054K	1	1 7/8 lbs.
*401A	" "	" "	" " "	" "	"	1	1 7/8 "
401C	" "	" "	" " "	(2) " "	"	1	2 "


\*Not carried in stock. Supplied against special order only.



**RIM DEADLOCKS**

**STANDARD DESIGN--PIN TUMBLER CYLINDER**

**EXTRA HEAVY  
OVERSIZED  
CASE  
STANDARD  
BACKSET**



**EXTRA HEAVY  
LONG-THROW  
BOLT  
REINFORCED  
WITH  
HARDENED STEEL  
SAW-PROOF  
INSERTS**

**GENERAL DESCRIPTION**

**Size:** Case, 3 x 3½ x 1¼ in. Bolt 1½ x ⅝ in.  
1 in. throw.  
**Backset:** 2⅜ in.  
**Strikes:** Furnished with rim strike. Also flat strike, as shown, for doors opening out.

**Ring:** No. 44, wrench proof type.  
**Keys:** Three, nickel silver.  
**Key Changes:** Practically unlimited.  
**Master Keying:** Can be furnished master keyed in groups, or keyed alike. (See page 24.)

**OPERATION**


From outside by key, from inside by knob.

No.	Case	Finish	Bolt	Cylinder 5 Pin Tumbler	Key Blank No.	Quantity in Box	Weight Per Box
<b>6391B</b>	Cast Iron	Black Wrinkle	Die Cast	Cast Brass	1054K	1	2 lbs.
<b>6391C</b>	" "	Gold Bronze Wrinkle	" "	" "	"	1	2 "



**STANDARD DESIGN--PIN TUMBLER CYLINDER**

**STANDARD  
CASE  
  
HEAVY BOLT  
LONG THROW**



**POPULAR  
DEADLOCK  
FOR  
ORDINARY  
USE**

**GENERAL DESCRIPTION**

<b>Size:</b>	Case, 2½ x 3⅝ x 1 in. Bolt, 9/16 x 1⅝ in.	<b>Ring:</b>	No. 44, wrench proof type.
<b>Backset:</b>	1¼ in. throw.	<b>Keys:</b>	Three, nickel silver.
<b>Strikes:</b>	2⅜ in.	<b>Key Changes:</b>	Practically unlimited.
	Furnished with rim strike. Also flat strike, as shown, for doors opening out.	<b>Master Keying:</b>	Can be furnished master keyed in groups, or keyed alike. (See page 24.)

For doors 1⅜ to 2½ in. thick.

**OPERATION**

From outside by key, from inside by knob.

No.	Case	Finish	Bolt	Cylinder 5 Pin Tumbler	Key Blank No.	Quantity in Box	Weight Per Box
203	Cast Iron	Black Wrinkle	Solid Brass	Cast Brass	1054K	1	1¼ lbs.



MORTISE BOLT LOCKS

## TUBULAR TYPE--DISC TUMBLER CYLINDER

### TWO TYPES

#### No. 5053 WITH TURN KNOB INSIDE

##### OPERATION

By key from outside; by knob from inside. A slight inward pressure on key is required.


#### No. 5051 WITHOUT KNOB INSIDE

##### OPERATION

By key from outside.

Packed with Template for applying.


As regularly furnished, for use on doors  $1\frac{3}{8}$  to  $1\frac{7}{8}$  in. thick.



### HANDY DEADLOCK

FOR  
CLOSETS, GARAGES,  
SHEDS, CHESTS,  
ATTICS, CABINETS,  
LOCKERS, CELLAR  
COMPARTMENTS

Or any Door where a  
Deadlock is Required.



No. 46  
† ESCUTCHEON PLATE  
For use on doors  $\frac{7}{8}$  to  $1\frac{3}{8}$  in. thick.

### GENERAL DESCRIPTION


<b>Size:</b>	Plates, $2\frac{3}{8}$ x $1\frac{1}{4}$ in. Bolt, $\frac{1}{2}$ in. diameter, $\frac{3}{4}$ in. throw.	<b>Keys:</b>	Two, brass, nickel plated.
<b>Backset:</b>	2 in.	<b>Key Changes:</b>	250.
<b>Strike:</b>	Flat, as illustrated.	<b>Master Keying:</b>	Not furnished master keyed. Can be furnished keyed alike.
<b>Material:</b>	Outside plate and cylinder, die cast. Inside plate, wrought steel, plated.	<b>Hand:</b>	Reversible.

No.	†Finish	Bolt	Cylinder 5 Disc. Tumbler	Key Blank No.	Quantity in Box	Weight Per Box
5053	†Dull Brass	Solid Steel, Brass Plated	Die Cast	H1054	1	$\frac{9}{16}$ lb.
5051	" "	" " " "	" "	M1054B	1	$\frac{1}{2}$ "

### MORTISE BOLT

<b>Rose:</b>	Wrought steel, brass plated, $1\frac{1}{16}$ in. diameter.
<b>Bolt:</b>	Solid steel, brass plated, $\frac{1}{2}$ in. diameter, $\frac{3}{4}$ in. throw.
<b>Strike:</b>	Flat, wrought steel.
<b>Backset:</b>	2 in.

No.	†Finish	Quantity in Box	Weight Per Box
5050	†Dull Brass	6	$1\frac{1}{8}$ lbs.



† Regularly furnished Dull Brass finish. Can also be furnished in the following finishes at extra cost:—Polished Nickel, Dull Nickel, Polished Brass, Sanded Dull Black, Dull Bronze, Sanded Brass Oxidized and Relieved.

**A  
U  
T  
O  
M  
A  
T  
I  
C  
  
K  
E  
Y  
H  
O  
L  
E  
  
L  
O  
C  
K**

REG.  
U. S.  
PAT.  
OFF.



**SOLID BRASS--PIN TUMBLER**

**PIN TUMBLER  
SECURITY FOR  
ORDINARY LOCKS  
CONVENIENT SIZE  
FOR HANDBAG  
OR POCKET**



**Slips into Keyhole  
LOCKS  
AUTOMATICALLY**

**No. 444**

**QUICK SELLER  
TO  
TRAVELING MEN  
TOURISTS  
HOUSEWIVES  
LODGERS**


For thin doors with keyhole on one side only, specify No. 444N (not automatic).

**DESCRIPTION**

**Material:** Brass.  
**Size:** No. 444, 2 in.; No. 444N, 1½ in.  
**Finish:** Nickel plated.  
**Packing:** One in a box. 1 doz. per carton.

**Mechanism:** Four pin tumbler.  
**Keys:** Two, nickel silver.  
**Key Changes:** 100.  
**Weight:** ¾ lb. per dozen.


**THIS ATTRACTIVE  
DEMONSTRATING  
DISPLAY  
CATCHES THE EYE  
INVITES INSPECTION  
SELLS THE LOCK**



**FREE!**  
**WITH INITIAL  
ORDER FOR  
TWO DOZEN LOCKS  
ON REQUEST**

# Semaphore

# PADLOCK DISPLAY



**IT FLAGS 'EM --  
MAKES 'EM STOP**

Bright flashes of yellow, blue, red, signalling to store traffic that, "Padlocks are on sale here. All kinds, all prices. If you need one, stop now and buy." The SEMAPHORE demonstrating display will step up your padlock sales.

**No. 20PA**  
(Includes Padlocks)

## SELLS MORE PADLOCKS BECAUSE:

1. Catches the eye with its brilliant colors.
2. Reminds 'em of their padlock needs.
3. Presents a wide range of choice.
4. Clinches sale with display of attractive prices.

### **No. 20PA ASSORTMENT CONSISTS OF ONE DOZEN QUICK-SELLING PADLOCKS AS FOLLOWS:**

(Left Row)

- No. 324** Popular small padlock. Many uses. Die cast case. Disc tumbler.
- No. 314** Popular "Black Night" padlock. Steel case. Disc tumbler. Double bitted key. Double locking, rotary bolt.
- No. 337B** Hermetic type. Rugged. Attractive finish. Die cast case. Disc tumbler.
- No. 310** Highest quality cast bronze padlock. Rugged, secure. Pin tumbler.

(Center Row)

- No. 317** Famous "Challenger" padlock. Wrought brass case. Pin tumbler.
- No. 314A** Same as No. 314, but with 1½ in. shackle opening.
- No. 327** Outstanding value in low priced padlocks. Die cast case. Warded.
- No. 315** Same as No. 314, but larger. 1¾ in. case.

(Right Row)

- No. 324C** Small, attractive, chrome finish padlock. Die cast case. Disc tumbler.
- No. 320G** Fast selling, good value. Die cast case. Disc tumbler.
- No. 373** Medium size, attractive, high grade. Extruded brass case. Pin tumbler.
- No. 384** Modern design. High grade. Extruded brass. Pin tumbler.

## GOOD PROFIT MARGIN

## DISPLAY BOARD FREE!

**YOU PAY ONLY FOR THE PADLOCKS**





**CAST BRONZE--PIN TUMBLER**

**3 SIZES**

(1½, 1¾ and 2 inch)

**HIGHEST  
QUALITY**



**MAXIMUM  
SECURITY**

**GENERAL DESCRIPTION**

**Material:** Case and insert, heavy cast bronze.  
**Finish:** Natural bronze, satin finish.  
**Shackle:** Steel, case hardened, cadmium plated (except Nos. 308B, 309B, and 310B which have solid brass shackle).  
 Locks both toe and heel.

**Mechanism:** Five pin tumbler. Double locking rotary bolt.  
**Key Changes:** Practically unlimited.  
**Keys:** Two, nickel silver.  
**Master Keying:** Can be master keyed in groups, or keyed alike. (See page 24.)

No.	Width	Case Height	Metal	Shackle Diameter	Opening	Key Blank No.	Packing	Weight Per Box
308	1½ in.	1⅝ in.	Steel	¼ in.	1⅜ in.	K1054AX	1 doz. in a Box	4¾ lbs.
308A	1½ "	1⅝ "	"	¼ "	1 1/2 "	"	1/2 " " " "	2 1/2 "
308B	1½ "	1⅝ "	Brass	¼ "	1 1/2 "	"	1 " " " "	4 3/4 "
309	1¾ "	1⅝ "	Steel	5/16 "	3/4 "	X1054K	1/2 " " " "	4 "
309A	1¾ "	1⅝ "	"	5/16 "	2 1/2 "	"	1/2 " " " "	4 "
309B	1¾ "	1⅝ "	Brass	5/16 "	3/4 "	"	1/2 " " " "	4 "
310	2 "	1¾ "	Steel	3/8 "	27/32 "	"	1/2 " " " "	5 "
310B	2 "	1¾ "	Brass	3/8 "	27/32 "	"	1/2 " " " "	5 "

**PADLOCKS WITH CHAIN**



Any of above padlocks can be furnished with 9 inch bronze chain attached to case by a clevis, as shown. To specify in ordering, merely add ½ to number, thus: 308½, or 308½A.



**EXTRUDED BRASS--PIN TUMBLER**

**4 SIZES**

(1 1/8, 1 1/2, 1 3/4 and 2 inch)

**ATTRACTIVE  
MODERN  
CASE**



**RUGGED  
HIGH-GRADE  
SECURITY**

**GENERAL DESCRIPTION**

**Material:** Case, solid extruded brass.  
**Finish:** Natural brass, satin finish.  
**Shackle:** Steel, case hardened, cadmium plated.  
 (Except Nos. 382B, 383B, 384B and 385B which have solid brass shackles.)  
**Mechanism:** Nos. 382, 382B—four pin tumbler. Others five pin tumbler.

**Key Changes:** Nos. 382, 382B—1600. Others practically unlimited.

**Keys:** Two, nickel silver.

**Master Keying:** Can be master keyed in groups, or keyed alike. (See page 24.)

No.	Case		Metal	Shackle Diameter	Opening	Key Blank No.	Packing	Weight Per Box
	Width	Height						
<b>382</b>	1 1/8 in.	1 1/8 in.	Steel	7/32 in.	1/2 in.	X1054BK	1 doz. in a Box	3 lbs.
<b>382B</b>	1 1/8 "	1 1/8 "	Brass	7/32 "	1/2 "	"	" " " "	3 "
<b>383</b>	1 1/2 "	1 3/8 "	Steel	9/32 "	13/16 "	X1054JK	" " " "	5 1/2 "
<b>383B</b>	1 1/2 "	1 3/8 "	Brass	9/32 "	13/16 "	"	" " " "	5 1/2 "
<b>384</b>	1 3/4 "	1 9/16 "	Steel	11/32 "	7/8 "	X1054K	1/2 " " " "	4 1/8 "
<b>384B</b>	1 3/4 "	1 9/16 "	Brass	11/32 "	7/8 "	"	" " " "	4 1/8 "
<b>385</b>	2 "	1 5/8 "	Steel	3/8 "	7/8 "	"	" " " "	5 1/8 "
<b>385B</b>	2 "	1 5/8 "	Brass	3/8 "	7/8 "	"	" " " "	5 1/8 "

**PADLOCKS WITH CHAIN**



Any of above padlocks can be furnished with 9 inch bronze chain attached to case by a clevis as shown. To specify in ordering, merely add 1/2 to number, thus: 382 1/2 or 382 1/2 B.



**EXTRUDED BRASS--PIN TUMBLER**

**1 SIZE**

(1 1/8 inch)

**UNUSUALLY  
RUGGED  
WELL MADE  
PADLOCK**



**FORGED SHACKLE  
PUSH TYPE**

**SHACKLE AND PLUG  
OPERATE AS UNIT**

**GENERAL DESCRIPTION**

**Material:** Case, extruded brass.  
**Finish:** Natural brass, dull finish.  
**Shackle:** No. 345, forged steel.  
No. 345B, forged brass.

**Mechanism:** Four pin tumbler, push type; key removable in locked position only.  
**Key Changes:** 1600.  
**Keys:** Two, nickel silver.  
**Master Keying:** Not furnished master keyed. Can be furnished keyed alike.

No.	Case		Metal	Shackle Diameter	Opening	Key Blank No.	Packing	Weight Per Box
	Width	Height						
<b>345</b>	1 1/8 in.	1 1/8 in.	Forged Steel	7/32 in.	7/8 in.	1054HT	1/2 doz. in a Box	1 3/4 lbs.
<b>345B</b>	1 1/8 "	1 1/8 "	Forged Brass	7/32 "	7/8 "	"	" " " "	1 3/4 "

**PADLOCKS WITH CHAIN**



Above padlocks can be furnished with 9 inch bronze chain attached to case with a clevis as shown. To specify in ordering, merely add 1/2 to number, thus: 345 1/2 or 345 1/2 B.



**EXTRUDED BRASS--PIN TUMBLER**

**1 SIZE**

(1½ inch)

**MODERNISTIC  
DESIGN**



**HIGH-GRADE  
SECURITY**

**GENERAL DESCRIPTION**

**Material:** Case, solid extruded brass.  
**Finish:** Natural brass, satin finish.  
**Shackle:** Steel, case hardened, cadmium plated.  
**Mechanism:** Five pin tumbler.

**Key Changes:** Practically unlimited.  
**Keys:** Two, nickel silver.  
**Master Keying:** Can be master keyed in groups, or keyed alike. (See Page 24.)

No.	Case		Shackle		Key Blank No.	Packing	Weight Per Box
	Width	Height	Diameter	Opening			
373	1½ in.	1¾ in.	¼ in.	¾ in.	X1054JK	½ doz. in a Box	3 lbs.

**PADLOCKS WITH CHAIN**



Above padlocks can be furnished with 9 inch bronze chain attached to case by a clevis as shown. To specify in ordering, merely add ½ to number, thus: 373½.



**STEEL CASE--DISC TUMBLER**

**3 SIZES**

(1½, 1¾ and 2 inch)

**THE POPULAR  
FAST SELLING**

**Black  
Knight**

(REG. U. S. PAT. OFF.)

**LINE**



**DOUBLE BITTED  
KEY WAY**

**DOUBLE LOCKING  
ROTARY TYPE  
BOLT**

**EXTRA SECURITY  
AT LOW COST**

**GENERAL DESCRIPTION**

**Material:** Case, heavy steel. Insert, special cast alloy.  
**Finish:** Case, black wrinkle. Base, polished nickel.  
**Shackle:** Steel, case hardened, cadmium plated.  
 Locks both toe and heel.

**Mechanism:** Six disc tumbler, non-spill type. Double locking rotary bolt.  
**Key Changes:** 1000.  
**Keys:** Two, nickel silver.  
**Master Keying:** Not furnished master keyed. Can be furnished keyed alike.

No.	Case		Shackle		Key Blank No.	Packing	Weight Per Box
	Width	Height	Diameter	Opening			
314	1½ in.	1⅝ in.	¼ in.	⅞ in.	1198NH	1 doz. in a Box	4¼ lbs.
314A	1½ "	1⅝ "	¼ "	1½ "	"	" " " "	4¼ "
315	1¾ "	1⅝ "	⅝ "	¾ "	"	½ " " " "	3 "
316	2 "	1¾ "	⅜ "	⅞ "	"	" " " "	3¾ "

**PADLOCKS WITH CHAIN**



Any of above padlocks can be furnished with 9 inch galvanized steel chain attached to case by clevis, as shown. To specify in ordering, merely add ½ to number, thus: 314½ or 314½A.



**WROUGHT BRASS CASE--PIN TUMBLER**

**1 SIZE**

(1½ inch)

**The  
Challenger**

**AN OUTSTANDING  
VALUE**



**PIN TUMBLER  
SECURITY**

**WEATHER  
RESISTANT**

**GENERAL DESCRIPTION**

**Material:** Solid brass case, bolt and operating cam. Phosphor bronze springs. Insert, special cast alloy.  
**Finish:** Natural brass, satin finish.  
**Shackle:** Steel, case hardened and brass plated. Locks both toe and heel.

**Mechanism:** Four pin tumbler. Double locking rotary bolt.  
**Key Changes:** 1600.  
**Keys:** Two, nickel silver.  
**Master Keying:** Can be master keyed in groups, or keyed alike. (See page 24.)

No.	Case		Shackle		Key Blank No.	Packing	Weight Per Box
	Width	Height	Diameter	Opening			
<b>317</b>	1½ in.	1⅝ in.	¼ in.	⅞ in.	B1054	1 doz. in a Box	4½ lbs.
<b>317A</b>	1½ "	1⅝ "	¼ "	1½ "	"	" " " "	4½ "
<b>*317H</b>	1½ "	1⅝ "	¼ "	⅞ "	"	" " " "	4½ "

\*Key is removable only when locked. Not carried in stock. Made to special order only.

**PADLOCKS WITH CHAIN**



Above padlocks can be furnished with 9 inch bronze chain attached to case by a clevis, as shown. To specify in ordering, merely add ½ to number, thus: 317½ or 317½A.



**DIE CAST CASE--DISC TUMBLER**

**1 SIZE**

(1½ inch)

**TWO  
ATTRACTIVE  
FINISHES  
BLACK OR GREEN  
WRINKLE**  
  
**WITH GOLD BRONZE  
NAME PLATE**



**POPULAR PRICED  
FAST SELLING  
PADLOCK**

**GENERAL DESCRIPTION**

**Material:** Case, special cast alloy of high tensile strength. Phosphor bronze springs.  
**Finish:** No. 320B, black wrinkle. No. 320G, green wrinkle.  
**Shackle:** Steel, cadmium plated.

**Mechanism:** Five disc tumbler, non-spill type.  
**Key Changes:** 200.  
**Keys:** Two, brass.  
**Master Keying:** Not furnished master keyed. Can be furnished keyed alike.

No.	Case		Shackle		Key Blank No.	Packing	Weight Per Box
	Width	Height	Diameter	Opening			
<b>320B</b>	1½ in.	1½ in.	¼ in.	¾ in.	S1054B	1 doz. in a Box	4½ lbs.
<b>320G</b>	1½ "	1½ "	¼ "	¾ "	"	" " " "	4½ "

Not furnished with chain.



**DIE CAST CASE--PIN TUMBLER**

**1 SIZE**

(1½ inch)

**BLACK WRINKLE  
OR CHROME  
FINISH  
FAST SELLERS**



**AN EXCELLENT  
VALUE  
WITH  
PIN TUMBLER  
SECURITY**

**GENERAL DESCRIPTION**

**Material:** Case, special cast alloy of high tensile strength. Phosphor bronze springs. Brass bolt.  
**Finish:** Nos. 319 and 319A, black wrinkle. Nos. 321 and 321A bright chromium.  
**Shackle:** Steel, case hardened, cadmium plated.

**Mechanism:** Four pin tumbler, new unit type cylinder.  
**Key Changes:** 500.  
**Keys:** Two, nickel silver.  
**Master Keying:** Can be master keyed in groups or keyed alike. (See page 24.)

No.	Case		Shackle		Key Blank No.	Packing	Weight Per Box
	Width	Height	Diameter	Opening			
<b>319</b>	1½ in.	1⅜ in.	¼ in.	⅞ in.	1054T	1 doz. in a Box	4½ lbs.
<b>319A</b>	1½ "	1⅜ "	¼ "	1½ "	"	" " " "	4¾ "
<b>321</b>	1½ "	1⅜ "	¼ "	⅞ "	"	" " " "	4½ "
<b>321A</b>	1½ "	1⅜ "	¼ "	1½ "	"	" " " "	4¾ "

**PADLOCKS WITH CHAIN**



Any of above padlocks can be furnished with a 9 inch bronze chain attached to case by a clevis as shown. To specify in ordering, merely add ½ to number, thus: 319½ or 319½A.





**DIE CAST CASE -- DISC TUMBLER**

**1 SIZE**

(1 $\frac{3}{4}$  inch)

**HERMETIC  
TYPE  
PADLOCK**



**A DURABLE  
LOCK  
FOR INDOOR OR  
OUTDOOR USE**

**GENERAL DESCRIPTION**

**Material:** Case, special cast alloy of high tensile strength.  
**Finish:** Black wrinkle body with gold bronze wrinkle name plate.  
**Shackle:** Steel, case hardened, cadmium plated.

**Mechanism:** Five disc tumbler, non-spill type.  
**Key Changes:** 500.  
**Keys:** Two, brass, nickel plated.  
**Master Keying:** Not furnished master keyed. Can be furnished keyed alike.

No.	Case		Shackle		Key Blank No.	Packing	Weight Per Box
	Width	Height	Diameter	Opening			
<b>337B</b>	1 $\frac{3}{4}$ in.	1 $\frac{13}{16}$ in.	$\frac{9}{32}$ in.	$\frac{3}{4}$ in.	L1054B	1 $\frac{1}{2}$ doz. in a Box	3 lbs.

Not furnished with chain.



## DIE CAST CASE--DISC TUMBLER

### 1 SIZE

(1 1/8 inch)

**POPULAR  
SMALL SIZE  
MANY PURPOSE  
PADLOCK**

**BLACK WRINKLE or  
CHROME FINISH**



**AN EXCELLENT  
LOCK FOR  
CUPBOARDS  
CABINETS  
CHESTS, ETC.**

### GENERAL DESCRIPTION

<b>Material:</b>	Case, special cast alloy of high tensile strength.	<b>Mechanism:</b>	Four disc tumbler, non-spill type.
<b>Finish:</b>	No. 324, black wrinkle. No. 324C, bright chromium.	<b>Key Changes:</b>	250.
<b>Shackle:</b>	Steel, case hardened, cadmium plated.	<b>Keys:</b>	Two, nickel silver.
		<b>Master Keying:</b>	Not furnished master keyed. Can be furnished keyed alike.

No.	Case		Shackle		Key Blank No.	Packing	Weight Per Box
	Width	Height	Diameter	Opening			
<b>324</b>	1 1/8 in.	1 1/8 in.	3/16 in.	5/8 in.	B1054B	1/2 doz. in a Box	1 1/8 lbs.
<b>324C</b>	1 1/8 "	1 1/8 "	3/16 "	5/8 "	"	" " " "	1 1/8 "

Not furnished with chain.



**DIE CAST CASE--DISC TUMBLER**

**POPULAR PRICED  
BICYCLE PADLOCK**

**WITH OR WITHOUT RUBBER COVERED SHACKLE**

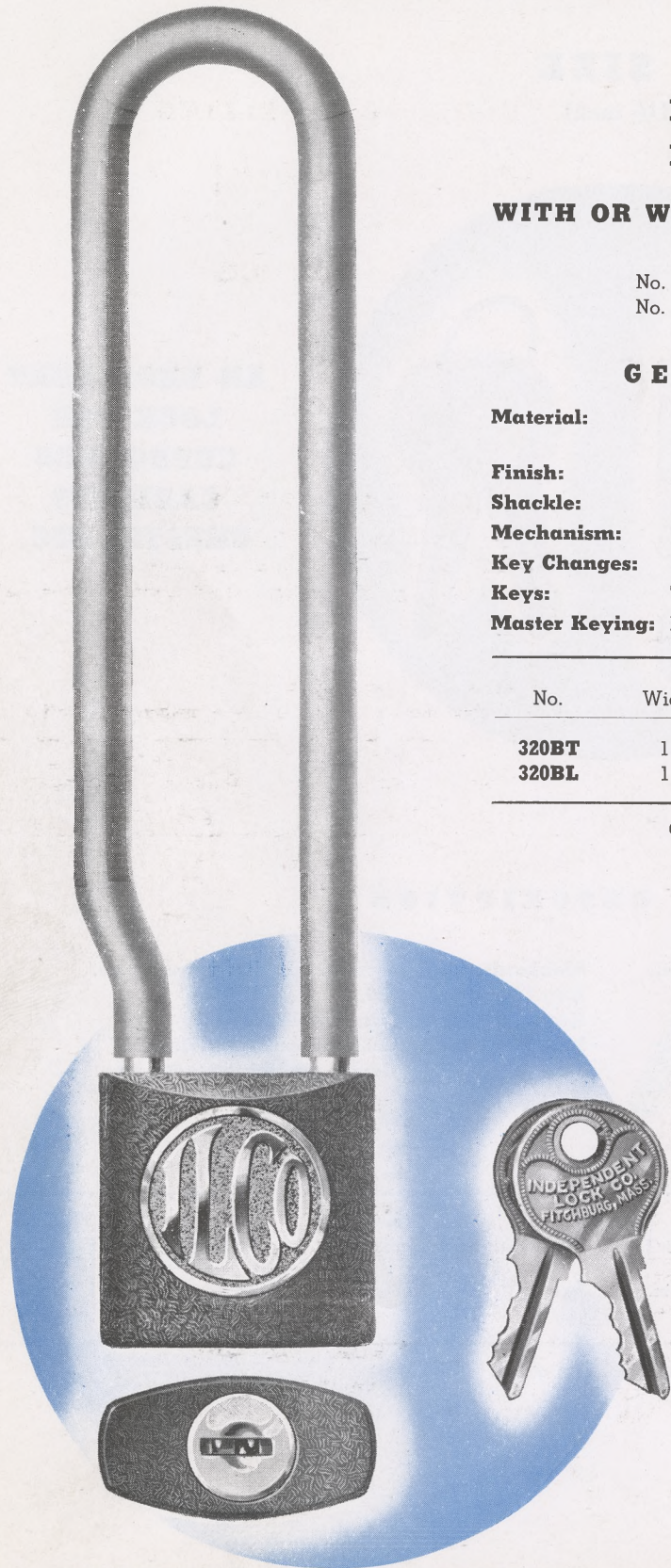
No. 320BT, with heavy red rubber shackle casing.  
No. 320BL, without rubber shackle casing.

**GENERAL DESCRIPTION**

- Material:** Case, special cast alloy of high tensile strength. Phosphor bronze springs.
- Finish:** Black wrinkle.
- Shackle:** Steel, cadmium plated.
- Mechanism:** Five disc tumbler, non-spill type.
- Key Changes:** 200.
- Keys:** Two, brass, No. S1054B.
- Master Keying:** Not furnished master keyed. Can be furnished keyed alike.

No.	Width	Case Height	Diameter	Shackle Opening	Covering
<b>320BT</b>	1½ in.	1½ in.	¼ in.	5⅝ in.	Rubber
<b>320BL</b>	1½ "	1½ "	¼ "	5⅝ "	None

One dozen in a Box. Weight per box 6 lbs.



**EXCELLENT SECURITY**

**AT LOW COST**



**STEEL CASE--DISC TUMBLER**

**POPULAR, FAST SELLING**

**Black Knight**

(REG. U. S. PAT. OFF.)

**BICYCLE PADLOCK**

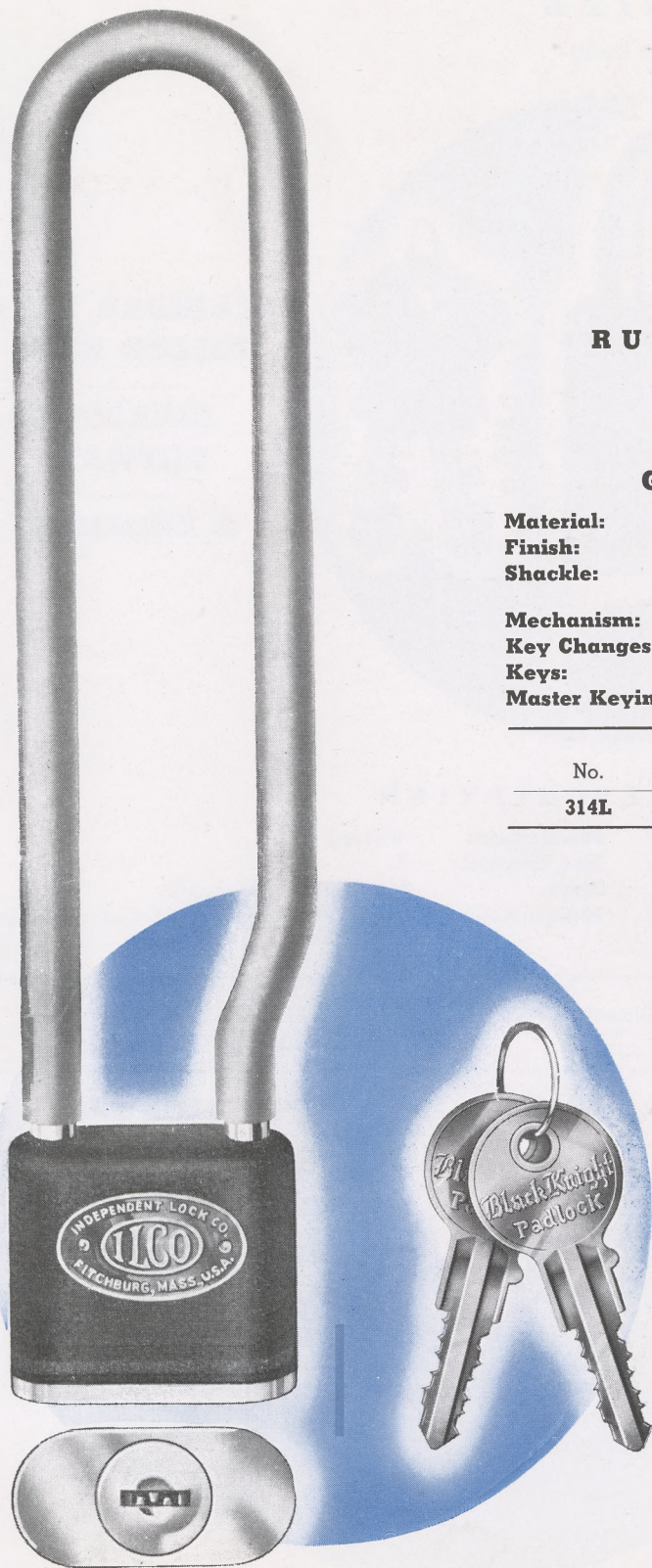
**RUBBER COVERED SHACKLE**

**GENERAL DESCRIPTION**

- Material:** Case, heavy steel. Insert, special cast alloy.
- Finish:** Case, black wrinkle. Base, polished nickel.
- Shackle:** Steel, cadmium plated. Rubber covered. Locks both toe and heel.
- Mechanism:** Six disc tumbler, non-spill type.
- Key Changes:** 1000.
- Keys:** Two, nickel silver, No. 1198NH.
- Master Keying:** Not furnished master keyed. Can be furnished keyed alike.

No.	Case		Shackle	
	Width	Height	Diameter	Opening
<b>314L</b>	1½ in.	1⅞ in.	¼ in.	5⅛ in.

½ doz. in a Box. Weight per box 3 lbs.



**DOUBLE-BITTED  
KEYWAY**

**DOUBLE LOCKING  
ROTARY TYPE  
BOLT**

**EXTRA SECURITY  
AT LOW COST**



**DIE CAST CASE -- WARDED  
1 SIZE**

(1 5/8 inch)

**THE BIGGEST  
PADLOCK VALUE  
IN TOWN  
STURDY, NEAT  
DESIGN**



**CYLINDER TYPE  
MILLED KEYS  
IRREGULAR  
KEYWAY  
2 FINISHES**

**GENERAL DESCRIPTION**

**Material:** Case, special cast alloy of high tensile strength.

**Finishes:** Two, statuary bronze and dark gun metal.

**Shackle:** Steel, cadmium plated.

**Mechanism:** Warded.

**Key Changes:** 8.

**Keys:** Two, brass, nickel plated.


**Master Keying:** Not furnished master keyed. Can be furnished keyed alike.

No.	Case		Shackle		Key Blank No.	Weight Per Box
	Width	Height	Diameter	Opening		
327	1 5/8 in.	1 1/2 in.	1/4 in.	1 3/16 in.	1154B	3 3/4 lbs.

**PACKED IN ATTRACTIVE COUNTER DISPLAYS - - - - for faster selling**

**PACKING**

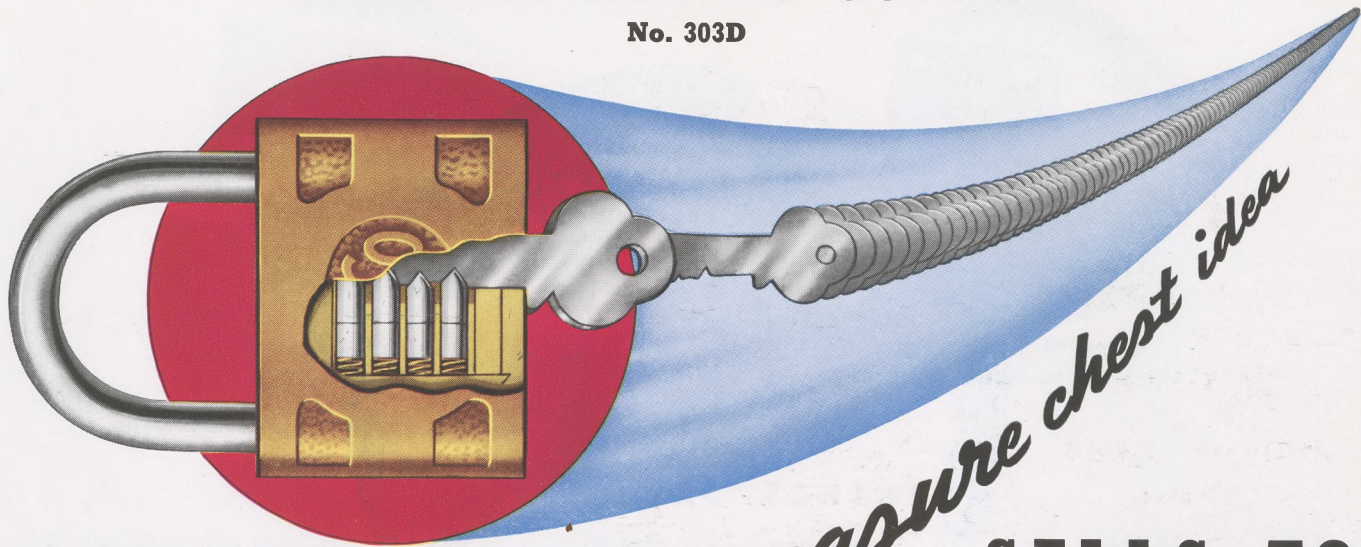
These padlocks are regularly furnished packed six in a display as illustrated; two displays in a carton. Each display contains three padlocks of each finish.





# LUCKY KEY MERCHANDISING OUTFIT

No. 303D



**BOGUS  
KEY  
OUTFIT**

*Popular treasure chest idea*

**SELLS TO  
LOCAL MERCHANTS  
AND MOVIE HOUSES**

**Sure Fire Business Stimulator  
-- -- Excellent Profit Producer**

This is just what many retail merchants are looking for. A tested business builder that will create sales and increase profits. You can cash in handsomely on this outfit, with a little selling effort. The outfit consists of a high-grade cast bronze pin tumbler


cylinder padlock with as many bogus keys as desired. The lock looks and is rugged enough to discourage any attempt to tamper with it. Two keys to fit are regularly furnished with each padlock. Extra keys to fit can be furnished.

**It gets the whole neighborhood interested**

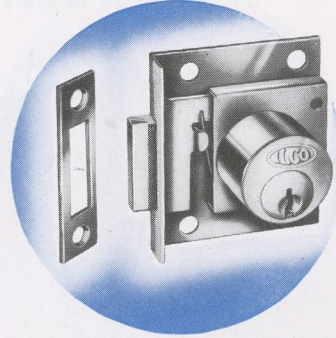
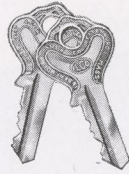




**ALL BRASS--PIN TUMBLER**



**WITH SPRING BOLT**  
No. 4064A



**WITH DEAD BOLT**  
No. 04063  
4063  
4063A

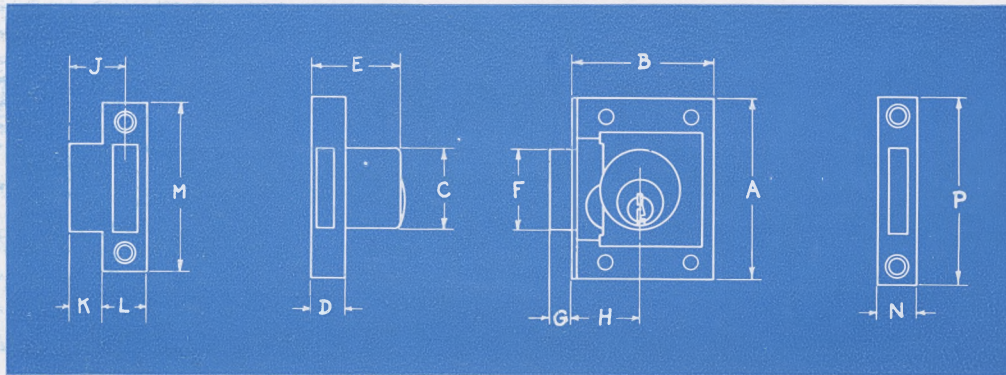
**GENERAL DESCRIPTION**

**Material:** All brass.  
**Finish:** Natural brass, cylinder face polished.  
**Wood:** Regularly made for 3/4 in. wood. Can be furnished for 7/8 in. wood at no extra charge. Also made for 1 in. and 1 1/8 in. wood at additional charge for quantities less than 12 dozen.  
**Mechanism:** As regularly made for 3/4 in. or 7/8 in. wood 4 pin tumbler. When made for 1 in. or 1 1/8 in. wood, 5 pin tumbler.  
**Strike:** Regularly furnished with brass strike as shown.

**Hand:** No. 4064A furnished right hand only. Nos. 04063, 4063, 4063A regularly furnished right hand. Can be supplied left hand against special order.  
**Keys:** Two, nickel silver. For 4 pin, Blank No. X1054BK. For 5 pin, Blank No. 1054JK. When keyed alike, furnished with one key each.  
**Key Changes:** 4 pin tumbler — 1500.  
 5 pin tumbler — 6000.  
**Master Keying:** Can be furnished master keyed in groups, or keyed alike. (See page 24.)

Furnished with wood screws.

**DIMENSIONS**




No.	Type	A	B	C	D	†E	F	G	H	J	K	L	M	N	P
4064A	Spring Bolt	2 in.	1 5/8 in.	7/8 in.	3/8 in.	†3/4 in.	7/8 in.	3/16 in.	1 in.	5/8 in.	3/8 in.	1/2 in.	1 7/8 in.		
04063	Dead Bolt	2 "	1 1/2 "	7/8 "	3/8 "	†3/4 "	29/32 "	1/4 "	3/4 "					7/16 in.	2 in.
4063	" "	2 "	1 1/2 "	7/8 "	3/8 "	†3/4 "	29/32 "	1/4 "	7/8 "					7/16 "	2 "
4063A	" "	2 "	1 5/8 "	7/8 "	3/8 "	†3/4 "	29/32 "	1/4 "	1 "					7/16 "	2 "

†See "Wood" under General Description.


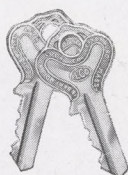


## ALL BRASS--PIN TUMBLER

DRAWER LOCKS



**WITH SPRING BOLT**  
**No. 04062**  
**4062**  
**4062A**



**WITH DEAD BOLT**  
**No. 04058**  
**4058**  
**4058A**

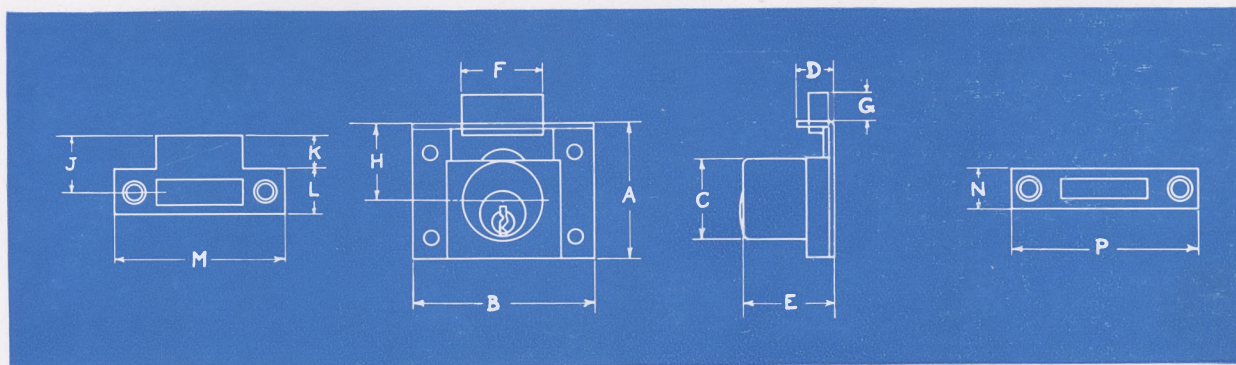
### GENERAL DESCRIPTION

**Material:** All brass.  
**Finish:** Natural brass, cylinder face polished.  
**Wood:** Regularly made for  $\frac{3}{4}$  in. wood. Can be furnished for  $\frac{7}{8}$  in. wood at no extra charge. Also made for 1 in. and  $1\frac{1}{8}$  in. wood at additional charge for quantities less than 12 dozen.  
**Mechanism:** As regularly made for  $\frac{3}{4}$  in. or  $\frac{7}{8}$  in. wood, 4 pin tumbler. When made for 1 in. or  $1\frac{1}{8}$  in. wood, 5 pin tumbler.

**Strike:** Regularly furnished with brass strike as shown.  
**Keys:** Two, nickel silver. For 4 pin, Blank No. X1054BK. For 5 pin, Blank No. 1054JK. When furnished keyed alike, furnished with one key each.  
**Key Changes:** 4 pin tumbler — 1500.  
 5 pin tumbler — 6000.  
**Master Keying:** Can be furnished master keyed in groups, or keyed alike. (See page 24.)

Furnished with wood screws.

### DIMENSIONS




No.	Type	A	B	C	D	†E	F	G	H	J	K	L	M	N	P
<b>04062</b>	Spring Bolt	1½ in.	2 in.	⅞ in.	⅜ in.	†¾ in.	⅞ in.	⅜ in.	¾ in.	⅝ in.	⅜ in.	½ in.	1⅞ in.		
<b>4062</b>	"	1⅝ "	2 "	⅞ "	⅜ "	†¾ "	⅞ "	⅜ "	¾ "	⅝ "	⅜ "	½ "	1⅞ "		
<b>4062A</b>	"	1¾ "	2 "	⅞ "	⅜ "	†¾ "	⅞ "	⅜ "	1 "	⅝ "	⅜ "	½ "	1⅞ "		
<b>04058</b>	Dead Bolt	1½ "	2 "	⅞ "	⅜ "	†¾ "	29/32 "	¼ "	¾ "					7/16 in.	2 in.
<b>4058</b>	"	1⅝ "	2 "	⅞ "	⅜ "	†¾ "	29/32 "	¼ "	¾ "					7/16 "	2 "
<b>4058A</b>	"	1¾ "	2 "	⅞ "	⅜ "	†¾ "	29/32 "	¼ "	1 "					7/16 "	2 "

†See "Wood" under General Description.







**STEEL CASE--PIN TUMBLER  
DISC TUMBLER**



**6 PIN TUMBLER  
DEAD BOLT  
No. 4075**



**5 DISC TUMBLER  
SPRING BOLT  
No. 4053 1/2**



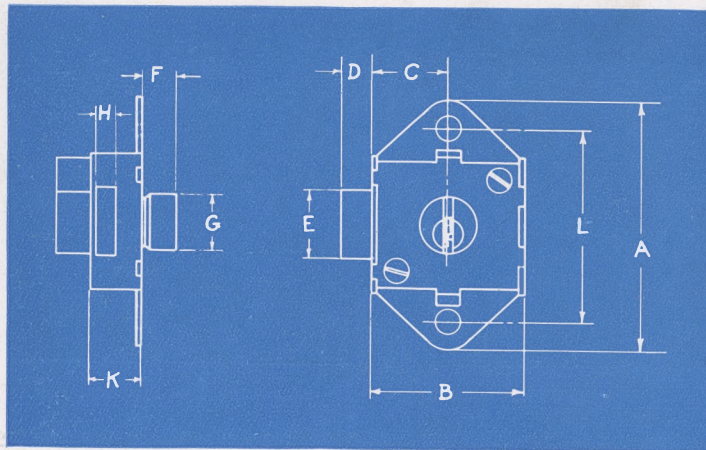
**5 DISC TUMBLER  
DEAD BOLT  
No. 4053**

**GENERAL DESCRIPTION**

**Material:** Case, steel, brass plated. Bolt, Nos. 4075 and 4053 1/2, solid brass; No. 4053, laminated brass.  
**Mechanism:** No. 4075, solid brass cylinder, 6 pin tumbler. Key is removable only in locked position. No. 4053, 5 disc tumbler cylinder. Key is removable when locked or unlocked. No. 4053 1/2, 5 disc tumbler cylinder. Key is removable only in locked position.

**Keys:** Two. For Lock No. 4075, Blank No. 1054KW, nickel silver. For Locks Nos. 4053 and 4053 1/2, Blank No. M1054B, brass, nickel plated.  
**Changes:** No. 4075, Practically unlimited. Nos. 4053 and 4053 1/2, 500 changes.  
**Master Keying:** No. 4075 can be furnished master keyed in groups, or keyed alike. (See page 24.)

**DIMENSIONS**




No.	Type	A	B	C	D	E	F	G	H	K	L
4075	Pin Tumbler — Dead Bolt	2 3/4 in.	1 11/16 in.	7/8 in.	5/16 in.	3/4 in.	5/16 in.	5/8 in.	1/4 in.	9/16 in.	2 3/16 in.
4053 1/2	Disc Tumbler — Spring Bolt	2 3/4 "	1 11/16 "	7/8 "	1/4 "	3/4 "	5/16 "	5/8 "	3/16 "	9/16 "	2 3/16 "
4053	Disc Tumbler — Dead Bolt	2 3/4 "	1 11/16 "	7/8 "	5/16 "	3/4 "	5/16 "	5/8 "	1/4 "	9/16 "	2 3/16 "




## MISCELLANEOUS CABINET LOCKS DESK, DRAWER, WARDROBE, ETC.

CABINET LOCKS



No. 4054  
4054B


**Mechanism:** Five disc tumbler, non-spill type.  
**Material:** Brass plate; die cast cylinder and bolt.  
**Finish:** Dull brass.  
**Keys:** Two, brass, nickel plated. When keyed alike, furnished with one key each.  
**Changes:** 500.  
**Master Keying:** Not furnished master keyed. Can be furnished keyed alike.



No. 4068  
4068A

**Mechanism:** Five disc tumbler, non-spill type.  
**Material:** Case and cylinder die cast. Steel bolt.  
**Finish:** Dull brass.  
**Keys:** Two, brass, nickel plated. When keyed alike, furnished with one key each.  
**Changes:** 500.  
**Master Keying:** Not furnished master keyed. Can be furnished keyed alike.

Furnished with screws.



No. 4065  
4065A  
\*4065AS

**Mechanism:** No. 4065, four disc tumbler. Nos. 4065A, 4065AS, five disc tumbler.  
**Material:** Case and bolt, steel. Brass cylinder housing.  
**Finish:** Nickel plated, polished.  
**Keys:** Two, brass, nickel plated. When keyed alike, furnished with one key each.  
**Key Changes:** Four disc 240, five disc 500.  
**Master Keying:** Not furnished master keyed. Can be furnished keyed alike.



No. 4066

**Mechanism:** Three brass levers. Key can be withdrawn only when locked.  
**Material:** Case and bolt, steel.  
**Finish:** Dull brass.  
**Keys:** Two, flat steel.  
**Changes:** 25.  
**Master Keying:** Not furnished master keyed. Can be furnished keyed alike.

### DIMENSIONS

No.	Case		For Wood	Selvedge to Center of Cylinder	Cylinder		Bolt		Key Blank No.
	Width	Height			Diameter	Projection	Size	Throw	
4054	2 in.	1 1/2 in.	7/8 in.	3/4 in.	7/8 in.	5/8 in.	27/32 x 5/32 in.	11/32 in.	H1054B
4054B	"	1 11/16 "	7/8 "	7/8 "	7/8 "	5/8 "	27/32 x 5/32 "	11/32 "	H1054B
4068	1 13/16 "	1 7/16 "	7/8 "	3/4 "	7/8 "	15/16 "	5/8 x 1/8 "	5/16 "	L1054B
4068A	1 13/16 "	1 7/16 "	1 1/8 "	3/4 "	7/8 "	1 1/8 "	5/8 x 1/8 "	5/16 "	L1054B
4065	1 3/8 "	1 3/8 "	1/2 "	5/8 "	3/4 "	1/2 "	5/8 x 1/8 "	5/16 "	S1098D
4065A	1 3/8 "	1 3/8 "	3/4 "	5/8 "	3/4 "	3/4 "	5/8 x 1/8 "	5/16 "	L1054B
*4065AS	1 3/8 "	1 3/8 "	3/4 "	5/8 "	3/4 "	3/4 "	5/8 x 1/8 "	5/16 "	L1054B
4066	1 "	1 1/4 "	1/4 "	5/8 "	17/32 "	5/8 "	15/32 x 3/16 "	5/32 "	1417

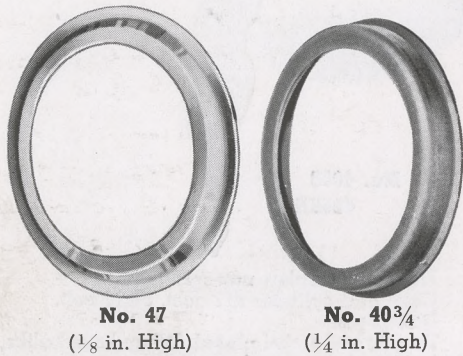
\*Key can be withdrawn only when locked. Not carried in stock. Supplied against special order only.



**STANDARD SIZE--TO FIT ALL STANDARD LOCKS FOR MORTISE LOCKS**


**STANDARD DIAMETER AND THREAD**

**FURNISHED WITH TWO RINGS**

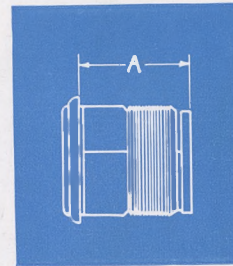


**No. 47**  
(1/8 in. High)

**No. 40 3/4**  
(1/4 in. High)



**7 LENGTHS**



The length of a mortise cylinder is measured from the under side of the cylinder head to the outside edge of the cam, as shown by "A" above.

No.	Length (A)
4001	1 in.
4001 1/2	1 1/8 "
4002	1 1/4 "
4002 1/2	1 3/8 "
4003	1 1/2 "
4003 1/4	1 5/8 "
4003 1/2	1 3/4 "


Material	†Finish	Mechanism	Keys	Key Changes	Quantity in Box	Weight Per Box
Cast Brass	†Dull Brass	5 Pin Tumbler	3 Nickel Silver No. 1054K	Practically Unlimited	1 doz.	4 1/2 lbs.

**Master Keying:** Above cylinders can be furnished master keyed in groups, or keyed alike. (See page 24.)

†Regularly furnished Dull Brass finish; can also be furnished in following finishes at extra cost:

Polished Brass, Dull Bronze, Polished Bronze, Dull Nickel, Polished Nickel, Dull Chrome, Polished Chrome, Black. When ordered in pairs, three keys are furnished per pair.


**FOR RIM LOCKS**



**SPINDLE HORIZONTAL**

**Nos. 4019  
4038  
4014**

**FURNISHED WITH FLUSH TYPE WRENCH-PROOF RING, CONNECTING SCREWS, AND BACK PLATE**



**SPINDLE VERTICAL**

**No. 4038V**

No.	Material	†Finish	Mechanism	Keys	Key Changes	Quantity in Box	Weight Per Box
4019	Cast Brass	†Polished Brass	5 Pin Tumbler	3 Nickel Silver No. 1054K	Unlimited	1 doz.	4 1/2 lbs.
4038	Die Cast	" "	" "	3 Brass, Nickel Pl. No. 1054F	"	1 "	4 1/2 "
4038V	" "	" "	" "	3 " " " No. 1054F	"	1 "	4 1/2 "
4014	" "	" "	5 Disc Tumbler	3 " " No. H1054B	500	1 "	4 1/2 "

**Master Keying:** Above cylinders (except No. 4014) can be furnished master keyed. All can be furnished keyed alike. (See page 24.)

†Regularly furnished Polished Brass finish; can also be furnished in other finishes. Prices on request.



## **I N T R O D U C T I O N**



### **T H E U N I V E R S A L D O O R C L O S E R**


This door closer is designed for easy, over-the-counter selling. It will operate efficiently on either right or left hand doors without the necessity of reversing the spring or of changing any of the door closer mechanism. This makes it unnecessary to determine the hand of the door, and enables your customer to install the closer quickly and easily by following the few simple instructions packed with each door closer. Also, the necessity for your carrying duplicate stocks of both right and left hand closers is eliminated.

While the ILCO UNIVERSAL DOOR CLOSER is priced competitively, it has numerous outstanding features, is unusually well designed, and is built to give long, satisfactory service.

### **T H E B A L L B E A R I N G S U P E R C L O S E R**

This door closer, under actual test, sets a new standard of superior performance, because of its greater efficiency, durability, and power. The ILCO BALL BEARING SUPER CLOSER is the result of many years of thorough, painstaking research and development, aimed to eliminate as completely as possible all of the common door closer faults.

Reduced friction, through the use of ball bearings and precision machining; an entirely new type of leak-proof gland and splash chamber; a solid one-piece manganese steel shaft of extra high tensile strength; a scientifically wound, extra powerful spring; hardened steel regulating valves, and many other unusual features make this closer a superior product from every viewpoint.





**UNIVERSAL DOOR CLOSER**

Nos. 31 to 35



**RIGHT OR  
LEFT HAND  
WITHOUT CHANGE**


**SIMPLIFIED  
SPEED CONTROL**

**EXTRA POWERED  
SMOOTH, RUGGED**

**IDEAL CLOSER  
FOR STOCK**

The Ilco Universal Door Closer is a rugged, powerful, fool-proof door closing device designed for quick, easy, over-the-counter selling. It is instantly ready for use on right or left hand doors without the necessity for reversing the mechanism. Speed adjustment is simple, but precise. A template with complete instructions for installing is packed with each closer. Furnished with Regular or Holder Arms. Guaranteed for two years against defects in material or workmanship and to operate satisfactorily, when properly installed.

**WITH HOLDER ARM**



**RIGHT OR  
LEFT HAND  
BY MERELY  
INVERTING ARM**

**FRICTION TYPE**

**NEAT DESIGN**

**RUGGED  
CONSTRUCTION**


**EASY TO ADJUST**

Nos. HA132 to HA135

This type Holder Arm is adjustable to hold doors open at any desired position up to 135°. For doors opening 135° to 180° use 180° Holder Arm, as shown on page 66.



## CONSTRUCTION



### FORGED STEEL CRANKSHAFT

The crankshaft is a heavy one-piece alloy-steel drop forging, capable of withstanding severe usage. Shaft has a three-point bearing.

### COMBINATION PACKING GLAND

By means of an ingeniously contrived capillary chamber and return ports, liquid escaping up the shaft is trapped and returned to the liquid chamber. Thus leakage in the Ilco Universal Closer has been eliminated.

(For Parts List, see Page 70)

### HELICAL COIL SPRING

The helical winding of the spring permits the use of an entirely automatic reversing mechanism, so that the closer is ready for right or left hand doors without change. These springs are extra-powered, friction-free, accurately tempered and tested.

### DOUBLE VALVE CONTROL

Precise speed control throughout the complete closing swing is easily obtained. The speed up to a point a few inches from the jamb is regulated by the upper valve. The lower valve provides slow, quiet, or quick, snappy latching of the lock.

### PISTON AND CONNECTING ROD

Dependable checking action is assured by the precision machining of the piston and liquid chamber. The piston is joined to the crankshaft by a welded steel link.

## SIZES AND CLASSIFICATION

Regular Arm	Number of Closer with:		Type of Door	Maximum Door Size
	135° Holder Arm	†180° Holder Arm		
31			Ordinary screen doors, or light interior doors	1 1/8" x 2'6" x 6'6"
32	HA132	HA232	Heavy screen doors or light interior doors or closet doors	1 3/8" x 3'0" x 7'0" 1 3/8" x 2'8" x 7'0" 1 3/4" x 2'8" x 7'0"
33	HA133	HA233	Light exterior doors or corridor and office doors of wood or metal	1 3/4" x 2'6" x 7'0" 1 3/4" x 3'4" x 7'0"
34	HA134	HA234	Ordinary exterior doors or heavy interior doors subject to strong drafts	2 1/4" x 3'0" x 7'6" 2 1/4" x 4'0" x 7'6"
35	HA135	HA235	Heavy exterior doors or heavy interior doors subject to strong drafts or doors of unusual height or width, refrigerator doors, etc.	3" x 3'6" x 7'6"

†Must be mounted on a bracket. (Corner bracket recommended.)

## FINISHES AND PRICE LIST

Closers are regularly furnished Brown Lacquer finish, when no other finish is specified. To specify other finishes, indicate finish wanted thus:—1 only closer 31 Statuary Bronze. When polished case is wanted, affix symbol P to closer number thus:—1 only closer 31P Statuary Bronze.

Finish	Regular Arm Closer					Holder Arm Closer			
	31	32	33	34	35	HA132 HA232	HA133 HA233	HA134 HA234	HA135 HA235
Brown Lacquer (Unpolished Case)	\$ 8.65	\$11.00	\$13.35	\$16.00	\$21.35	\$13.00	\$15.35	\$18.00	\$23.35
Gold Bronze	8.65	11.00	13.35	16.00	21.35	13.00	15.35	18.00	23.35
Maroon Bronze	8.65	11.00	13.35	16.00	21.35	13.00	15.35	18.00	23.35
Aluminum Bronze	8.65	11.00	13.35	16.00	21.35	13.00	15.35	18.00	23.35
Dead Black	8.65	11.00	13.35	16.00	21.35	13.00	15.35	18.00	23.35
Dull Nickel	13.35	15.70	18.00	20.65	26.00	17.70	20.00	22.65	28.00
Statuary Bronze	13.35	15.70	18.00	20.65	26.00	17.70	20.00	22.65	28.00
Bright Nickel (Polished Case)	22.00	24.35	28.00	30.65	37.35	26.35	30.00	32.65	39.35
Statuary Bronze	22.00	24.35	28.00	30.65	37.35	26.35	30.00	32.65	39.35
Chromium, Bright	26.45	28.80	33.00	35.65	42.90	30.80	35.00	37.65	44.90
Chromium, Dull	26.45	28.80	33.00	35.65	42.90	30.80	35.00	37.65	44.90

Above closers will be furnished with key operated regulating valve when so ordered, at no extra charge. Unless otherwise specified, the 135° Holder Arm is furnished against orders for Door Closers with Holder Arm.



**BALL BEARING SUPER CLOSER**

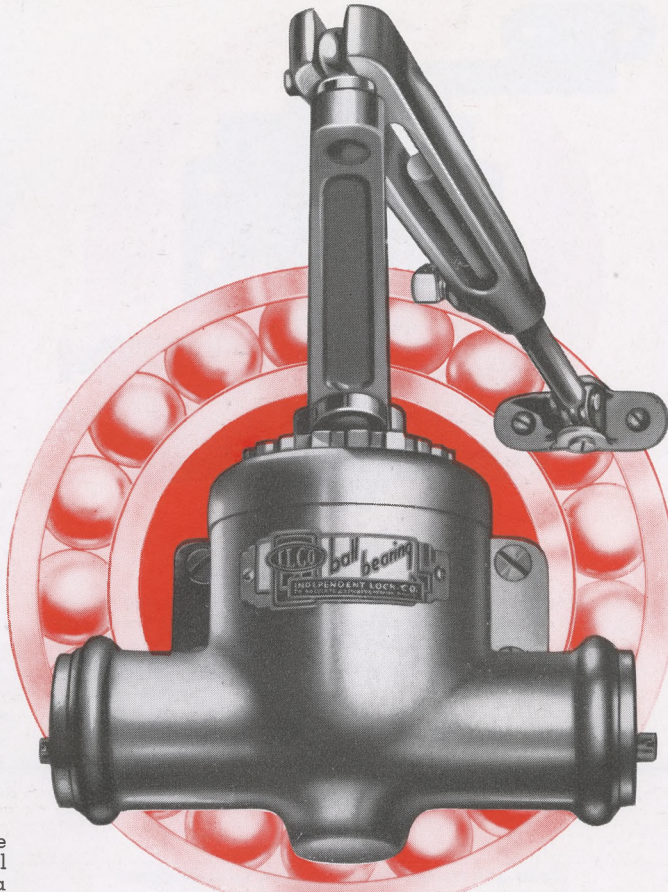
**REDUCED  
FRICTION  
MEANS  
LONGER WEAR**

**DOORS EASIER  
TO OPEN**


**2 YEAR  
GUARANTEE**

An efficient door closer is one which because of low internal friction returns in closing force a high proportion of the power required to open the door. The ILCO SUPER CLOSER has the lowest frictional power loss of any closer on the market; therefore, the highest efficiency.

**WITH HOLDER  
ARM  
FRICTION TYPE**



**Nos. B30 to F30**



**Nos. B130 to F130**

This type Holder Arm is adjustable to hold doors open at any desired position up to 135°. For doors opening 135° to 180° use 180° Holder Arm, as shown on page 66.

**PRECISION BUILT**

**RACK  
AND PINION  
TYPE**

**NEW  
LEAK-PROOF  
CONSTRUCTION**

**REVERSIBLE**

Reduction of friction has been achieved by the use of ball bearings, precision machining, a scientifically wound spring and the elimination of excessive packing. Other unique features of design such as a leak-proof gland, precise speed control and back checking make this the closer for use where requirements are most exacting.

**ARM  
REVERSIBLE  
BY MERELY  
INVERTING**

**SIMPLE  
ADJUSTMENT**



## CONSTRUCTION


DOOR CLOSERS

### THE FRICTIONLESS SHAFT

The shaft in the ILCO SUPER CLOSER is made from a steel of high manganese content. One-piece construction and greater diameter give it extraordinary strength. It rotates in ball bearings which are constantly lubricated by the liquid.

### INCREASED EFFICIENCY

Reduced internal friction makes doors easier to open, permits them to close with a smoother action, allows a more precise speed control, lessens wear and lowers maintenance costs to a minimum.



(For Parts List, see Page 71)

### THE LEAK-PROOF GLAND

A new principle of gland design eliminates the passage of liquid up the shaft. Instead of attempting to keep liquid down by means of tight packing, capillary action is defeated by a "splash" chamber, which breaks contact between shaft and gland up to a point above the splash and bubble line.

### SPEED CONTROL

A single valve regulates both closing and latching speeds. By a simple manipulation, the door can be made to close rapidly to the latching point and then slowly, or, to close slowly and then latch with a snap to overcome stiff latch springs. A back-checking action which prevents door from slamming back against side-wall is obtained by means of the valve at opposite end.

### IMPROVED TYPE SPRING

The spring in the ILCO SUPER CLOSER is made from the finest spring steel obtainable, evenly tempered and scientifically wound. It gives a wide range of power adjustment. The retaining band is amply strong and securely riveted.

## SIZES AND CLASSIFICATION

Closers are regularly furnished Right Hand unless Left Hand is specified. (See page 67)

Number of Closer with:			Type of Door	Maximum Door Size
Regular Arm	Holder Arm	Holder Arm		
	135°	†180°		
<b>B30</b>	<b>B130</b>	<b>B230</b>	Heavy screen doors or light interior doors or closet doors	1 3/8" x 3'0" x 7'0" 1 3/8" x 2'8" x 7'0"
<b>C30</b>	<b>C130</b>	<b>C230</b>	Light exterior doors or corridor and office doors of wood or metal	1 3/4" x 2'8" x 7'0" 1 3/4" x 2'6" x 7'0" 1 3/4" x 3'4" x 7'0"
<b>D30</b>	<b>D130</b>	<b>D230</b>	Ordinary exterior doors or heavy interior doors subject to strong drafts	2 1/4" x 3'0" x 7'6" 2 1/4" x 4'0" x 7'6"
<b>E30</b>	<b>E130</b>	<b>E230</b>	Heavy exterior doors or heavy interior doors subject to strong drafts	3" x 3'6" x 7'6"
<b>F30</b>	<b>F130</b>	<b>F230</b>	Extra heavy entrance doors, doors of unusual height or width, refrigerator doors, etc.	

†Must be mounted on a bracket. (Corner bracket recommended.)

## FINISHES AND PRICE LIST

Closers are regularly furnished Brown Lacquer finish, when no other finish is specified. To specify other finishes indicate finish wanted thus: —1 only closer C30 Statuary Bronze. When polished case is wanted affix symbol P to closer number thus: —1 only closer C30P Statuary Bronze.

Finish	Regular Arm Closer					Holder Arm Closer				
	B30	C30	D30	E30	F30	B130 B230	C130 C230	D130 D230	E130 E230	F130 F230
Brown Lacquer (Unpolished Case)	\$11.00	\$13.35	\$16.00	\$21.35	\$26.65	\$13.00	\$15.35	\$18.00	\$23.35	\$28.65
Gold Bronze	11.00	13.35	16.00	21.35	26.65	13.00	15.35	18.00	23.35	28.65
Maroon Bronze	11.00	13.35	16.00	21.35	26.65	13.00	15.35	18.00	23.35	28.65
Aluminum Bronze	11.00	13.35	16.00	21.35	26.65	13.00	15.35	18.00	23.35	28.65
Dead Black	11.00	13.35	16.00	21.35	26.65	13.00	15.35	18.00	23.35	28.65
Dull Nickel	15.70	18.00	20.65	26.00	31.35	17.70	20.00	22.65	28.00	33.35
Statuary Bronze	15.70	18.00	20.65	26.00	31.35	17.70	20.00	22.65	28.00	33.35
Bright Nickel (Polished Case)	24.35	28.00	30.65	37.35	42.65	26.35	30.00	32.65	39.35	44.65
Statuary Bronze	24.35	28.00	30.65	37.35	42.65	26.35	30.00	32.65	39.35	44.65
Chromium, Bright	28.80	33.00	35.65	42.90	48.20	30.80	35.00	37.65	44.90	50.20
Chromium, Dull	28.80	33.00	35.65	42.90	48.20	30.80	35.00	37.65	44.90	50.20

Above closers will be furnished with key operated regulating valve, when so ordered, at no extra charge.

Prices on solid bronze closers to meet Federal Specifications on request.

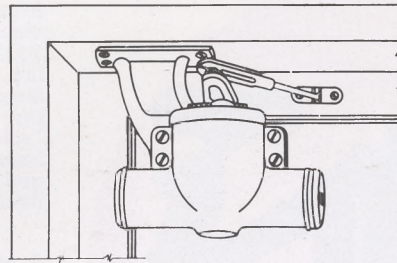

Unless otherwise specified, the 135° Holder Arm is furnished against orders for Door Closers with Holder Arm.





**BRACKETS**

**SOFFIT**

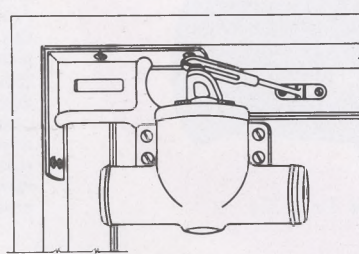



**SOFFIT BRACKET  
FOR UNIVERSAL OR BALL BEARING CLOSERS**

Recommended for use whenever application on a bracket is required and conditions will permit its use. This bracket permits application of closer at proper distance from hinged edge for best results.

Size of Bracket: 1 2 3 4 5 6  
Width of Base: 1 1/8 in. 1 7/16 in. 1 1/2 in. 1 5/8 in. 1 3/4 in. 1 13/16 in.

**CORNER**

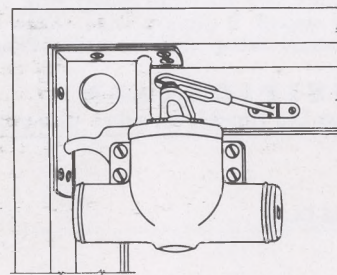



**CORNER BRACKET  
FOR UNIVERSAL OR BALL BEARING CLOSERS**

For use only where door is to open to 180°, or where the extra head room, gained by placing closer in corner, is desirable.

Size of Bracket: 1 2 3 4 5 6  
Width of Base: 1 1/8 in. 1 1/2 in. 1 7/16 in. 1 9/16 in. 1 3/4 in. 1 13/16 in.

**G. J. CORNER**



**B. C. CORNER BRACKET  
FOR BALL BEARING CLOSERS**

For use where door opens not more than 120°. This bracket permits back check.

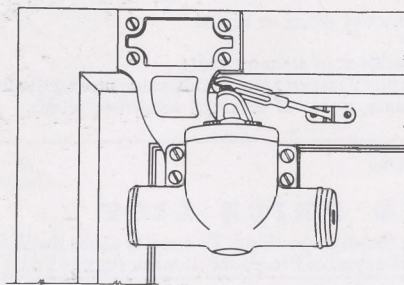

Size of Bracket: B C D E F  
Width of Base: 1 7/16 in. 1 1/2 in. 1 11/16 in. 1 11/16 in. 1 11/16 in.

**G. J. CORNER BRACKET  
FOR UNIVERSAL OR BALL BEARING CLOSERS**

For use only where non-holder closers are installed in conjunction with other overhead holding devices.

Size of Bracket: 2 3 4 5 6  
Width of Base: 1 7/16 in. 1 7/16 in. 1 7/16 in. 1 7/16 in. 1 7/16 in.

**FLUSH**



**FLUSH BRACKET  
FOR UNIVERSAL OR BALL BEARING CLOSERS**

For use where head stop is of insufficient width to permit use of Soffit Bracket.

Size of Bracket: 1 2 3 4 5 6  
Height of Base: 1 1/2 in. 2 3/16 in. 3 1/16 in. 3 1/16 in. 3 1/8 in. 3 1/8 in.

**HOW TO ORDER BRACKETS ON THIS PAGE**

Give type and size of Bracket, also indicate finish if other than Brown Lacquer, thus: 1 only Soffit Bracket Size 3 Gold Bronze.

Size of Bracket	For Closer	Price Each
1	650	\$1.35
2	31	1.35
3	32 or B	1.75
4	33 or C	2.00
5	34 or D	2.55
6	35 or E or F	3.05

**B. C. CORNER BRACKET**

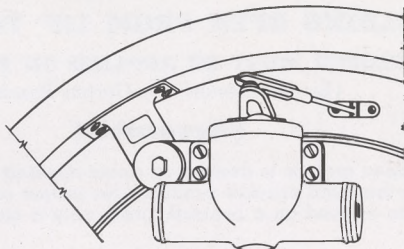

Size of Bracket	For Closer	Price Each
B	B30	\$1.75
C	C30	2.00
D	D30	2.55
E	E30 or F30	3.05

Above prices apply only to following finishes: — Brown Lacquer, Gold Bronze, Maroon Bronze, Aluminum Bronze, Dead Black. Prices for other finishes on request.



**BRACKETS AND SPECIAL ATTACHMENTS  
FOR UNIVERSAL OR BALL BEARING CLOSERS**

**ADJUSTABLE**



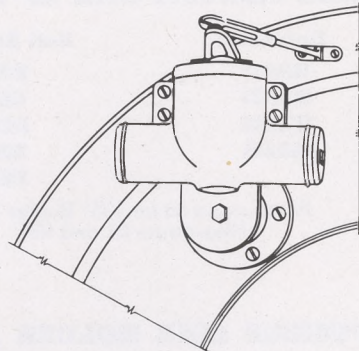
**ADJUSTABLE BRACKET**

For use on circular top doors when closer is to be applied on recessed side of door. Bracket is adjustable to curve of opening.

Size of Bracket: 2 3 4  
 Width of Base: 1 3/4 in. 1 3/4 in. or 2 5/8 in. 1 3/4 in. or 2 5/8 in.  
 Size of Bracket: 5 6  
 Width of Base: 1 3/4 in. or 2 5/8 in. 1 3/4 in. or 2 5/8 in.

When ordering, indicate width of base.

**OFFSET**



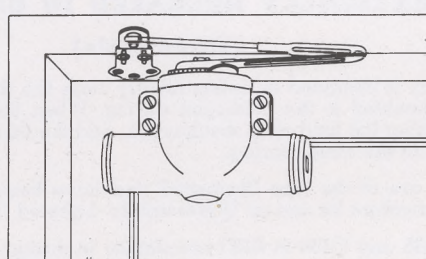

**OFFSET BRACKET**

For use on circular top doors where closer is to be applied to hinge side of door. Regular offset 1 1/4 in. Can be furnished for 1 3/4 in. or 2 1/4 in. offset when so ordered.

Diameter of base 3 1/2 in. (Sizes 2 to 6.)

When ordering, indicate offset.

**ADJUSTABLE FOOT**

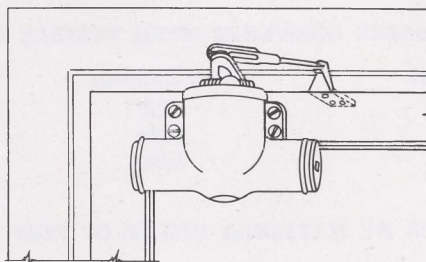


**ADJUSTABLE FOOT**

For use where unusual conditions do not permit regular application on hinge side and a bracket cannot be used because of lack of head room. Not recommended wherever a bracket can be used since unnatural position of arms is not conducive to best performance.

Made in one size — will fit all closers.

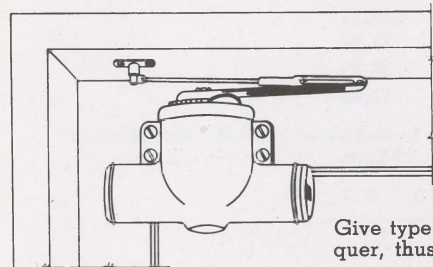
**OFFSET JAMB BRACKET**



**OFFSET JAMB BRACKET**

Designed for use where it might otherwise be necessary to cut expensive trim in order to attach jamb bracket.

Made in one size — will fit all closers.



**PARALLEL ARM**

An application for use only where there is not sufficient room between two doors to permit application in the usual way, or where lack of head room does not allow installation of the closer on a bracket. This application is not recommended wherever it can be avoided since it does not place the closer in its normal position. Where door opens to 180° or when draft conditions are to be met, a size larger closer should be used.

**HOW TO ORDER BRACKETS ON THIS PAGE**

Give type and size of Bracket, also indicate finish if other than Brown Lacquered, thus: 1 only Adjustable Bracket Size 3—2 5/8 in. base—Gold Bronze.

Size of Bracket	For Closer
2	31
3	32 or B
4	33 or C
5	34 or D
6	35 or E or F

Prices on Brackets and Attachments on this page on request.



**HOLDER ARMS**


**FOR HOLDING OPEN FROM 135° TO 180° ANGLE**

**CLOSER MUST BE APPLIED ON BRACKET**

(For best results, use Corner Bracket)

**(Reversible)**

For use where hold-open feature is desired on doors opening beyond 135°. The location of the friction device on the jamb bracket produces the proper action with the increased door travel. Closer must be applied on a bracket, preferably a corner bracket.



**CLOSERS COMPLETE WITH 180° HOLDER ARM**

Universal	Ball Bearing
HA232	B230
HA233	C230
HA234	D230
HA235	E230
	F230

Prices same as for 135° Holder Arm  
(See pages 61 and 63)


**FUSIBLE LINK HOLDER ARMS  
AUTOMATICALLY RELEASED IN CASE OF FIRE**

**(Reversible)**

This type holder arm is designed to automatically close the door in case of fire. A link of fusible metal is assembled to the hold-open device. When the temperature rises to 160°, the link fuses, releasing the hold-open mechanism, and the door quickly and automatically closes under power of the closer spring.

Nos. C330 to F330 are of the type illustrated and have been approved by the National Board of Fire Underwriters for use on Underwriters' Labeled Doors.

Nos. HA433 to HA435 and C430 to E430 are similar in design.



**CLOSERS COMPLETE WITH FUSIBLE LINK ARM**

Universal	Ball Bearing	Price
HA433	C430	\$17.50
HA434	D430	20.00
HA435	E430	25.00

**APPROVED BY NATIONAL BOARD OF FIRE UNDERWRITERS**

Ball Bearing	Price
C330	\$28.35
D330	31.00
E330	36.35
F330	41.65

Regularly supplied in Brown Lacquer finish. Can be furnished in Gold Bronze, Maroon Bronze, Aluminum Bronze or Dead Black without extra charge.

**EXTRA LONG ARMS**

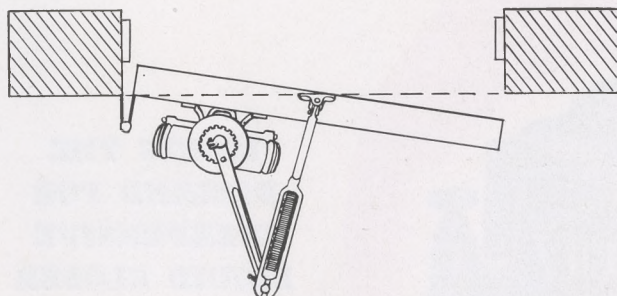
These are useful where it is necessary to locate the closer farther than ordinarily from the hinged edge, to clear obstructions, etc. Generally speaking, extra long arms permit application the length of the arm from the hinged edge to center of closer. These are available in the following sizes: B — 11 in. Nos. 33, 34, C and D — 13 in. or 16 in. Nos. 35, E and F — 16 in.



**HOW TO DETERMINE HAND OF CLOSER**

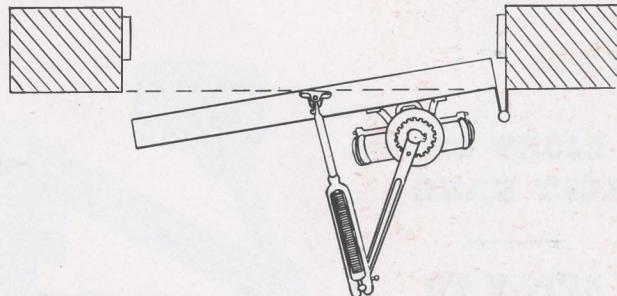
**WHEN CLOSER IS APPLIED TO FLUSH SIDE OF DOOR**

(WITHOUT BRACKET)



**RIGHT HAND CLOSER**

Stand facing door on hinge or flush side. If hinges are on LEFT side, and door knob or handle on RIGHT side, use a RIGHT HAND ILCO BALL BEARING Door Closer.

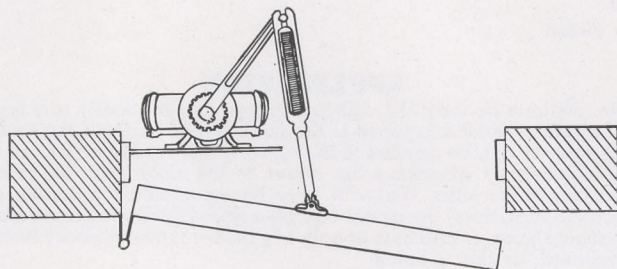


**LEFT HAND CLOSER**

Stand facing door on hinge or flush side. If hinges are on RIGHT side, and door knob or handle on LEFT side, use a LEFT HAND ILCO BALL BEARING Door Closer.

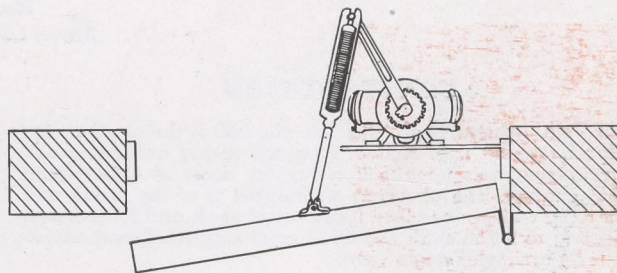
**WHEN CLOSER IS APPLIED TO RECESSED SIDE OF DOOR**

(WITH BRACKET)



**LEFT HAND CLOSER**

Stand facing door on hinge or flush side. If hinges are on LEFT side, and door knob or handle on RIGHT side, use a LEFT HAND ILCO BALL BEARING Door Closer mounted on a bracket.



**RIGHT HAND CLOSER**

Stand facing door on hinge or flush side. If hinges are on RIGHT side, and door knob or handle on LEFT side, use a RIGHT HAND ILCO BALL BEARING Door Closer mounted on a bracket.

**WEIGHTS OF CLOSERS**

**UNIVERSAL DOOR CLOSER**

No.	Weight, Each
650	4¾ lbs.
31	9 "
32	10 "
33	13 "
34	17 "
35	22 "
HA132	11½ "
HA133	15 "
HA134	19½ "
HA135	24½ "

**BALL BEARING DOOR CLOSER**


No.	Weight, Each
B30	11 lbs.
C30	14 "
D30	18½ "
E30	24 "
F30	24 "
B130	12½ "
C130	16 "
D130	21 "
E130	26½ "
F130	26½ "



**NO. 650 UNIVERSAL  
FOR SCREEN, STORM AND LIGHT INTERIOR DOORS**

**RIGHT OR  
LEFT HAND**

**APPLY TO  
EITHER SIDE  
OF DOOR**



**MEETS THE  
DEMAND FOR  
INEXPENSIVE  
LIQUID CLOSER**

**No. 650**  
Brown Lacquer Finish


**CONSTRUCTION**

In principle, construction of the Ilco No. 650 is the same as the regular Universal line. Helical type coil spring and automatic reversing mechanism make it ready for doors of either hand without change. The checking mechanism is of the crank and piston type, with a one-piece forged steel shaft and forged steel connecting rod. The shaft has three point support. Speed adjustment is by a simple, single valve.

**APPLICATION**

No. 650 can be installed without change on practically any type of application. It is applied to the flush side of doors in the usual manner or can be applied to the recessed side, without the use of a bracket, by attaching the closer to the door and the jamb bracket to the soffit. Where it is to be mounted on a screen or combination door, the closer can be applied between screen and paneled door, a minimum of only  $3\frac{5}{8}$  inches between doors being required, as shown below.

Ready for any application without change.



**PARALLEL ARM APPLICATION**



## PNEUMATIC CLOSERS FOR SCREEN AND STORM DOORS




**No. 3002 "DELUXE"**

- Tube:** Seamless steel. Extra heavy.  $1\frac{3}{8}$  in. diameter.
- Spring:** Specially processed steel. Extra powerful. Enclosed for protection and smart appearance.
- Ratchet:** Double ratchet feature makes closer ready for doors of either hand without reversing ratchet.
- Regulation:** Simplified valve gives precise closing speed over wide range.
- Finish:** Attractive, weather resisting gun metal.
- Size:**  $16\frac{1}{2}$  in. overall.
- Weight:** 2 lbs. 13 oz. each.



**No. 3001 "SENIOR"**

- Tube:** Solid brass,  $1\frac{1}{4}$  in. diameter. Natural color, dull finish.
- Spring:** Heavy duty, special tempered, adjustable tension.
- Ratchet:** Reversible, for right or left hand doors.
- Regulation:** Closing speed adjustable by means of valve.
- Finish:** Dull brass.
- Size:**  $16\frac{1}{4}$  in. overall.
- Weight:**  $1\frac{7}{8}$  lbs.




**No. 2001A "JUNIOR"**

- Tube:** Solid brass,  $1\frac{1}{4}$  in. diameter. Natural color, dull finish.
- Spring:** Heavy, concealed, compression type.
- Hand:** Universal, for either right or left hand doors.
- Regulation:** Closing speed adjustable by means of valve.
- Finish:** Dull brass.
- Size:** 14 in. overall.
- Weight:**  $1\frac{1}{4}$  lbs.



**PARTS FOR UNIVERSAL CLOSERS**

When ordering parts, specify part number, name and number of closer with which it is to be used, for example: 1 only Part No. 2 End Cap for 33 Closer.

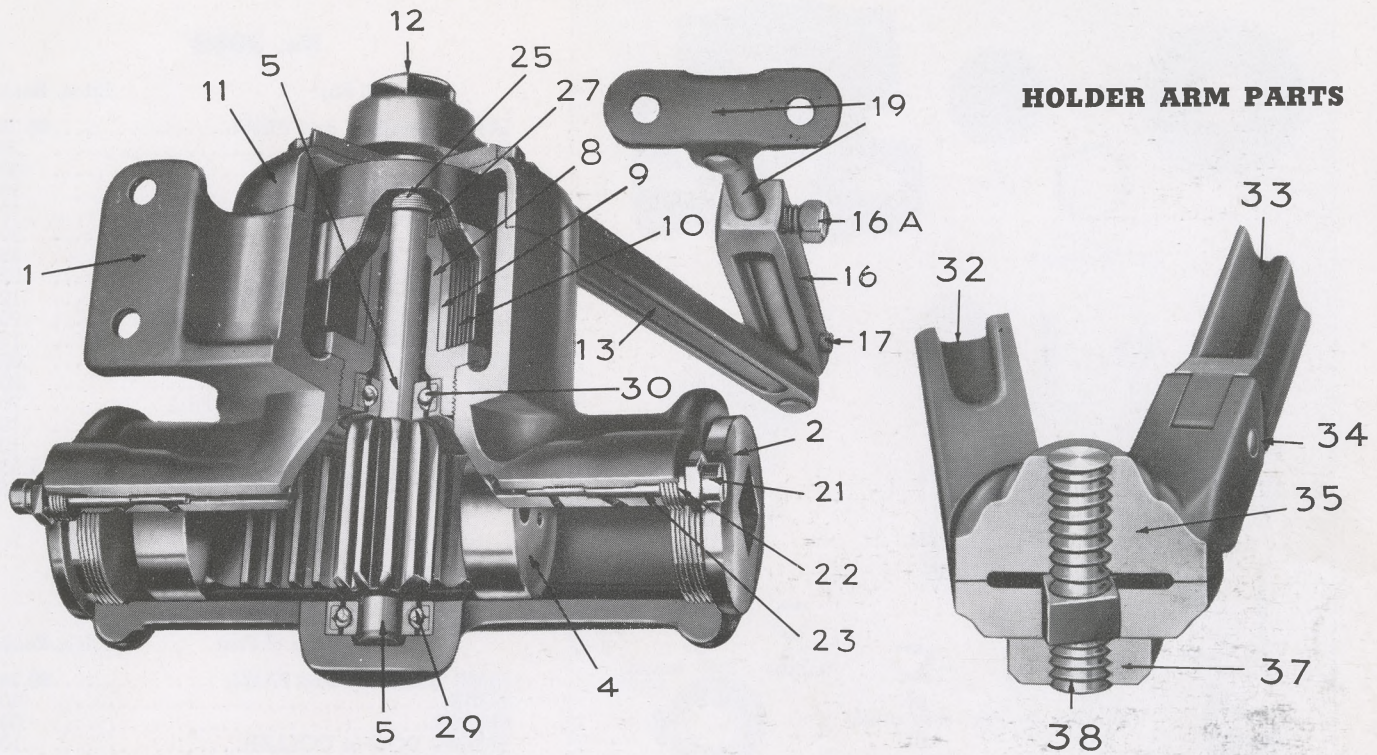


Part No.	Description	Price — Each				
		31	32	33	34	35
1	Case or Shell.....	\$3.96	\$4.72	\$5.98	\$8.26	\$10.08
2	End Cap.....	.40	.40	.52	.52	.64
3	End Cap Washer.....	.12	.15	.15	.18	.20
4	Piston Complete with Valve Ball and Retainer.....	.84	1.04	1.15	1.65	2.09
5	Crankshaft and Connecting Rod.....	1.32	1.67	1.94	2.09	2.64
6	Piston Pin.....	.10	.10	.15	.15	.15
7	Spring Plate (Top or Bottom).....	.86	1.14	1.42	1.42	1.52
8	Combination Packing Nut.....	1.56	1.80	1.80	2.08	2.33
9	Ratchet.....	.60	.68	.68	.76	.76
10	Spring.....	1.39	1.67	2.08	3.06	4.86
11	Top Cap.....	.58	.75	.90	1.05	1.51
12	Top Nut for Shaft.....	.12	.12	.12	.12	.12
13	Main Arm Complete with Pawl and Clamp Screw.....	1.30	1.60	1.90	1.90	2.00
16	Fork Arm and Clamp Screw.....	.81	.91	1.16	1.16	1.16
18	Driver.....	.91	1.23	1.36	1.68	1.81
19	Jamb Bracket.....	.94	.94	1.14	1.32	1.32
21	Short Regulating Screw.....	.15	.15	.15	.20	.20
21A	Long Regulating Screw.....	.20	.20	.20	.25	.25
22	Regulating Screw Packing Nut.....	.15	.15	.15	.15	.15
23	Regulating Screw Washer.....	.03	.03	.03	.03	.03
25	Shaft Packing Nut and Follower.....	.10	.10	.13	.13	.13
27	Shaft Packing Washer.....	.03	.03	.03	.04	.04
28	Ratchet Wrench.....	.25	.25	.25	.25	.25
32K	Holder Arm Complete (135°).....	5.45	6.20	6.20	6.38	6.48
32KA	Holder Arm Complete (180°).....	5.45	6.20	6.20	6.38	6.48



### PARTS FOR BALL BEARING SUPER CLOSER

When ordering parts, specify part number, name and number of closer in which it is to be used, for example: — 1 only Part No. 2 End Cap for B30 Closer.



**HOLDER ARM PARTS**


Part No.	Description	Price — Each				
		B	C	D	E	F
1	Shell.....	\$4.00	\$4.93	\$6.27	\$8.67	\$8.67
2	End Cap.....	.45	.60	.65	.75	.75
4	Piston (complete).....	1.50	1.67	1.85	2.13	2.13
5	Shaft and Pinion.....	1.65	2.00	2.20	2.80	2.80
8	Gland.....	.90	1.35	1.55	1.90	1.90
9	Ratchet.....	.67	.80	.93	1.07	1.07
10	Spring.....	1.67	2.08	3.06	4.86	6.40
11	Cover.....	.40	.53	.60	.80	.80
12	Shaft Nut.....	.13	.13	.13	.13	.13
13	Main Arm and Pawl.....	1.15	1.20	1.35	1.45	1.45
13K	Regular Arm (complete).....	2.27	2.53	2.80	3.07	3.07
16	Fork Arm.....	.45	.50	.62	.62	.62
16A	Arm Set Screw.....	.12	.12	.12	.12	.12
17	Clamp Screw.....	.05	.05	.05	.05	.05
19	Jamb Bracket and Rod (complete).....	.67	.83	.83	1.00	1.00
21	Regulating Screw.....	.27	.27	.27	.27	.27
22	Regulating Screw Packing Nut.....	.27	.27	.27	.27	.27
23	Regulating Screw Washer.....	.06	.06	.06	.06	.06
25	Gland Packing Nut.....	.30	.40	.40	.45	.45
27	Gland Packing Washer.....	.03	.03	.03	.03	.03
29	Lower Ball Bearing.....	.50	.60	.75	.90	.90
30	Upper Ball Bearing.....	.75	.90	1.15	1.30	1.30
32	Holder Main Arm.....	2.13	2.40	2.67	2.93	2.93
32K	Holder Arm Complete (135°).....	4.35	4.65	5.00	5.35	5.35
32KA	Holder Arm Complete (180°).....	4.35	4.65	5.00	5.35	5.35
33	Holder Fork Arm.....	.93	1.33	1.33	1.60	1.60
34	Holder Fork Arm Rivet.....	.05	.05	.05	.05	.05
35	Holder Head.....	.60	.67	.67	.80	.80
37	Adjusting Nut.....	.10	.10	.10	.10	.10
38	Jack Screw.....	.99	1.25	1.25	1.45	1.45
39	Ratchet Wrench.....	.40	.40	.40	.40	.40





**PARTS FOR SCREEN & COMBINATION DOOR CLOSERS**

When ordering parts specify part number, part name, and number of closer with which it is to be used, for example: 1 only Part No. 2 End Cap for 650 closer.



**No. 3002**

Name of Part	Price, Each
JAMB BRACKET and PAWL.....	\$0.25
YOKE.....	.20
SPRING.....	.60
SPRING COVER.....	.10
SPRING DOG or COLLAR.....	.10
RATCHET.....	.20
RATCHET POST.....	.25
PISTON ROD.....	.22
CUP SUPPORT WASHER.....	.10
LEATHER CUP.....	.20
CUP EXPANDER SPRING.....	.15
PISTON NUT.....	.05
ROD GUIDE CAP.....	.20
END CAP and BRACKET (Comp.).....	.70
VALVE SCREW.....	.10
VALVE SCREW SPRING.....	.10
TUBE.....	1.25
RATCHET WRENCH.....	.25

**No. 3001**

Name of Part	Price, Each
JAMB BRACKET and PAWL.....	\$0.25
YOKE.....	.20
SPRING.....	.60
SPRING DOG or COLLAR.....	.10
RATCHET.....	.20
RATCHET POST.....	.25
PISTON ROD.....	.22
LEATHER CUP.....	.20
CUP SUPPORT WASHER.....	.10
CUP EXPANDER SPRING.....	.15
PISTON NUT.....	.05
ROD GUIDE CAP.....	.20
VALVE SCREW.....	.10
VALVE SPRING.....	.10
END CAP and BRACKET (Comp.).....	.70
TUBE.....	1.50
RATCHET WRENCH.....	.25

**No. 650**

Part No.	Name of Part	Price, Each
1.	SHELL.....	\$2.50
2.	END CAP.....	.40
3.	END CAP WASHER.....	.05
4.	PISTON.....	.70
5.	CRANK SHAFT and CONNECTING ROD.....	1.34
6.	PISTON PIN.....	.06
7.	SPRING PLATE (Top or Bottom).....	.40
8.	PACKING NUT.....	1.00
10.	SPRING.....	1.39
11.	TOP CAP.....	.40
12.	SHAFT NUT.....	.10
13.	MAIN ARM.....	.50
16.	FORK ARM and JAMB PLATE.....	.66
18.	DRIVER.....	.40
19.	SCREW ARM.....	.40
20.	REGULATING SCREW.....	.40
22.	REGULATING SCREW NUT.....	.26
23.	REGULATING SCREW WASHER.....	.03
25.	SHAFT PACKING NUT & FOLLOWER.....	.40
27.	SHAFT PACKING WASHER.....	.03

**No. 2001A**


Name of Part	Price, Each
JAMB BRACKET.....	\$0.25
ROD.....	.18
CUP SUPPORT WASHER (Large).....	.10
CUP SUPPORT WASHER (Small).....	.10
LEATHER CUP.....	.20
CUP EXPANDER SPRING.....	.15
ROD NUT.....	.05
SPRING.....	.30
ROD GUIDE CAP.....	.15
END CAP and BRACKET (Comp.).....	.70
VALVE SCREW.....	.10
VALVE SCREW SPRING.....	.10
TUBE.....	1.00
RATCHET WRENCH.....	.25



**REPLACEMENT SPRINGS**  
For All Popular Makes of Door Closers



**FLAT BAND SPRING**  
For Reversible Type Closers




**HELICAL COIL SPRING**  
For Universal Type Closers

For Make	Closer Size					
Ilco Ball Bearing	B	C	D	E	F	
Lockwood Ball Bearing	B	C	D	E	F	
Yale	11	12	13	14	15	
Norton	A	B	C	D	E	F
L.C.N.	A	B	C	D	E	F
Sargent	321	322	323	324	325	
Ilco Blount	1	2	3	4	5	6
Ilco Blount	1A	2A	3A	4A	5A	6A
Ilco Blount (Model 1931)	1B	2B	3B	4B	5B	6B
B.K.S.	1	2	3	4		
Corbin	B99	C99	D99			

For Make	Closer Size						
Ilco Universal	650	31	32	33	34	35	
Lockwood Universal	650	31	32	33	34	35	
Yale	570	71	72	73	74	75	76
Russwin (Model 1914)		A	B	C	D	E	F
Russwin (Model 1906)		A	B	C	D	E	F
Russwin (Model 1926)		A	B	C	D	E	F
Corbin		1	2	3	4	5	6
Sargent	520	521	522	523	524	525	526
Sargent	40	41	42	43	44	45	46
Sargent	60	61	62	63	64	65	66

In ordering, give make of closer, Model No. (if any) and size of closer, as listed above, for example: — 1 only Spring for Russwin Model 1906 size C.

**For ILCO Air Type Screen and Combination Door Closers**



**No. A16**  
**For Closer No. 3001**


Heavy duty special tempered steel spring  
Height 2 in. Inside dia. 1 in. Outside dia. 1<sup>5</sup>/<sub>16</sub> in.

**No. 13 x 3002**  
**For Closer No. 3002**

Extra heavy tempered steel spring  
Height 2<sup>1</sup>/<sub>4</sub> in. Inside dia. 1<sup>1</sup>/<sub>4</sub> in. Outside dia. 1<sup>9</sup>/<sub>16</sub> in.




**REPAIR TOOLS**  
**PACKING GLAND WRENCHES**



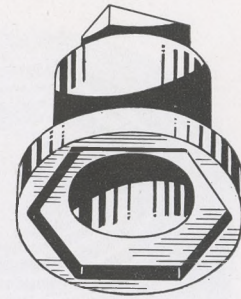
**3 PIN TYPE**

No.	For Closers
44	1
45	2-3-4-5-6
58	650
59	31-2B
60	32-33-3B-4B
61	34-35-5B-6B



**3 LUG TYPE**

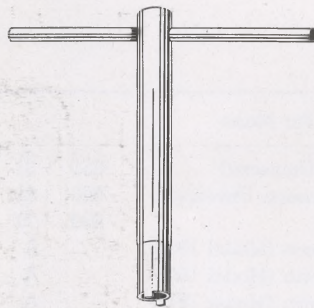
No.	For Closers
46	650-30-1B
47	31-2B
48	32-33-3B-4B
49	34-35-5B-6B



**FOR BALL BEARING SUPER CLOSER**

No.	For Closers
62W	B
63W	C-D
65W	E-F

**SHAFT PACKING NUT WRENCHES**



No.	For Closers
50	( $\frac{7}{16}$ in. Shaft) 1B-30-650
51	( $\frac{9}{16}$ " " ) 2B-31
52	( $\frac{5}{8}$ " " ) 3B-4B-32-33-B
53	( $\frac{3}{4}$ " " ) 5B-6B-34-35-C-D
66	( $\frac{7}{8}$ " " ) E-F

**SHAFT PACKING DRIVER**



No.	For Closers
54	( $\frac{7}{16}$ in. Shaft) 1B-30-650
55	( $\frac{9}{16}$ " " ) 2B-31
56	( $\frac{5}{8}$ " " ) 3B-4B-32-33-B
57	( $\frac{3}{4}$ " " ) 5B-6B-34-35-C-D
67	( $\frac{7}{8}$ " " ) E-F

When ordering specify number and name of wrench, for example; — 1 only No. 48 Packing Gland Wrench.

**DOOR CLOSER LIQUID**

The fluid is a vital factor in the reliability of the checking mechanism of a liquid door closer. Upon its ability to maintain a uniform viscosity in varying temperatures, depends the uniformity of the closing speed of the door. It must be clean and free from any solid particles, however small, that can clog the valves. Its tendency to "creep" through minute pores and openings must be minimized as far as possible. So, also, must its tendency to splash and bubble. To meet these requirements, ILCO has formulated a liquid that eliminates the several common door closer troubles caused by inadequately compounded liquids. Because of its importance to satisfactory performance, ILCO recommends the use of its special liquid wherever a refilling is necessary, and must disclaim responsibility in any case where other liquids have been used. ILCO Door Closer Liquid is furnished in pint, quart and gallon cans.

**Pint, \$1.60**


**Quart, \$2.88**

**Gallon, \$8.00**



## INTRODUCTION

**BUILDERS  
HARDWARE**



In the ILCO line of Builders' Hardware, we make available to the dealer the basic, standard items for which there is a steady, everyday demand in the most popular styles and finishes. Here is a short line of uniformly high quality, carefully selected for rapid turnover and a greater return on investment. Notwithstanding the fact that we have purposely confined this line to the essential staple numbers, we offer an adequate choice of styles and materials to suit local conditions, as well as a sufficiently complete range of builders' hardware to satisfy the needs of any general hardware merchant.

To the average hardware dealer who contemplates adding builders' hardware, we offer a popular, over-the-counter line which is uniform in quality, finish and design.


The outstanding quality of this product is immediately apparent due to the substantial construction, the close attention to details, the use of modern materials of proven superiority, and the unusually high grade finish. These important factors, coupled with advanced engineering and close inspection, definitely insure your customer's satisfaction and good will.

To aid the buyer in the selection and ordering of ILCO Builders' Hardware all items on the following pages are described and illustrated in the simplest possible manner. The important details are plainly indicated and all non-essential details omitted entirely. The photographic reproductions accurately illustrate the style and design of each item, and the skeleton outline (in red) shows the function and application.

When ordering, it is merely necessary to specify the catalog number, and no further reference to material, specifications, or finish is required.

Screws are always furnished with every item.

Mounted demonstrating samples of locksets are available to help boost your sales.







**STORE DOOR HANDLE SETS**

(COMPLETE WITH TWO HANDLES AND LOCK)

**WITH PIN TUMBLER CYLINDER LOCK**





**SET No. 13174B** (Dull Brass Finish)

**SET No. 13174C** (Bright Chromium Finish)

**DESCRIPTION OF PARTS IN SETS**

- Plates:** 14½ x 3 in. wrought brass.
- Grip:** 5⅝ in. cast brass.
- Lock:** Case, 5½ x 3⅝ x 1⅙ in. cast iron, black wrinkle.
- Front:** 7¾ x 1 in. forged brass.
- Bolts:** Forged brass, ½ in. throw.
- Backset:** 2½ in.
- Spacing:** 4¾ in.
- Strike:** 1⅝ in. lip to center, wrought brass.
- Hand:** Reversible.
- Cylinders:** Two, cast brass, pin tumbler.
- Keys:** Three, nickel silver, No. 1054K.
- Key Changes:** Practically unlimited.
- Operation:** Latch bolt by thumb piece from either side. Deadbolt by key from either side.
- Packing:** One set in a box.
- Weight:** 6¼ lbs. per box.  
When ordering, specify door thickness.

**WITH FLAT KEY LOCK**



**SET No. 17264B** (Dull Brass Finish)

**DESCRIPTION OF PARTS IN SET**

- Plates:** 14½ x 3 in. wrought steel, brass plated.
- Grip:** 4⅞ in. die cast, brass plated.
- Lock:** Case, 4¼ x 3¼ x 1⅙ in. cast iron, japanned.
- Front:** 6½ x 1⅙ in. wrought steel, brass plated.
- Bolts:** Cast bronze.
- Backset:** 2½ in.
- Spacing:** 2⅞ in.
- Strike:** 1⅜ in. lip to center, wrought steel, brass plated.
- Hand:** Reversible.
- Keys:** Two, steel, nickel plated, No. 1201AN.
- Tumblers:** Four.
- Key Changes:** 24.
- Operation:** Latch bolt by thumb piece from either side. Deadbolt by key from either side.
- Packing:** One set in a box.
- Weight:** 4⅜ lbs. per box.




## ENTRANCE DOOR HANDLE SETS

(COMPLETE WITH LOCK, KNOB AND TURN KNOB FOR INSIDE)

### WINTHROP DESIGN



Cast Brass Grip  
Wrought Brass Plates



**Set No. 13165B**  
Dull Brass Finish  
**Set No. 13165P**  
Polished Brass Finish

### PORTSMOUTH DESIGN

Cast Brass Grip  
Wrought Brass Plates



**Set No. 23165D**  
Dull Brass, Oxidized and  
Relieved Finish

### ARLINGTON DESIGN


Cast Brass Grip  
Wrought Brass Plates



**Set No. 63165P**  
Polished Brass Finish

### POTOMAC DESIGN

Cast Brass Grip  
Cast Brass Plates



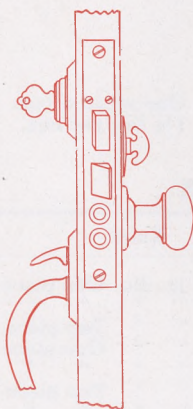
**Set No. 35165D**  
Dull Brass, Oxidized and  
Relieved Finish

BUILDERS  
HARDWARE

### DESCRIPTION OF PARTS IN ABOVE SETS

#### HANDLE SIZES

	WINTHROP	PORTSMOUTH	ARLINGTON	POTOMAC
<b>Handle and Plates:</b>	8 $\frac{3}{8}$ x 2 $\frac{3}{4}$ in.	8 $\frac{3}{4}$ x 2 $\frac{3}{4}$ in.	8 $\frac{3}{4}$ x 2 $\frac{3}{4}$ in.	8 $\frac{3}{4}$ x 2 $\frac{3}{8}$ in.
<b>Grip Only:</b>	5 $\frac{5}{8}$ in.	5 $\frac{5}{8}$ in.	5 $\frac{5}{8}$ in.	5 $\frac{5}{8}$ in.
<b>Cylinder Collar:</b>	2 $\frac{1}{2}$ x 2 $\frac{1}{2}$ in.	2 $\frac{1}{2}$ x 2 $\frac{1}{2}$ in.	2 $\frac{1}{8}$ in. dia.	2 $\frac{5}{8}$ x 2 $\frac{3}{8}$ in.



#### LOCK

**Front:** 7 $\frac{3}{4}$  x 1 in. forged brass.  
**Case:** 5 $\frac{1}{2}$  x 3 $\frac{5}{8}$  x 1 $\frac{1}{16}$  in. cast iron.  
**Bolts:** Forged brass.  
**Backset:** 2 $\frac{1}{2}$  in.  
**Spacing:** Thumb piece to cylinder, 4 $\frac{3}{4}$  in. Knob to turn knob, 2 $\frac{5}{16}$  in.  
**Hubs:** Bronze,  $\frac{5}{16}$  in. and  $\frac{3}{16}$  in.  
**Strike:** 1 $\frac{5}{16}$  in. lip to center.  
**Hand:** Reversible.  
**Cylinder:** Cast brass, pin tumbler.  
**Keys:** Three, nickel silver, No. 1054K.  
**Key Changes:** Practically unlimited.  
**Packing:** One set in a box.  
**Weight:** 4 $\frac{3}{4}$  lbs. per box (approx.).

#### OPERATION

Latch bolt by thumb latch from outside and by knob from inside. Deadbolt by turn knob from inside. Both bolts by key from outside at all times. Thumb latch is locked by stop in face.


#### INSIDE TRIM

**Knob:** 2 in. dia. wrought brass (one piece, plain).  
**Rose:** 2 in. dia. wrought brass.  
**Turn Knob:** 1 $\frac{3}{4}$  x 1 $\frac{1}{16}$  in. wrought brass plate.  
1 $\frac{1}{4}$  in. cast brass knob.  
 $\frac{3}{16}$  in. spindle.



**WINTHROP DESIGN LOCK SETS**

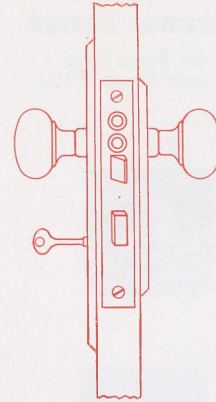
**CYLINDER FRONT DOOR SET**



Set No.	Trim	Finish
13151B	Wrought Brass	Dull
13151P	"	Polished
13151A	Wrought Bronze	Ant. Copper


**Packing:** One set in a box.  
**Weight:** 4¼ lbs. per box.  
Specify door thickness

**BIT KEY FRONT DOOR SET**

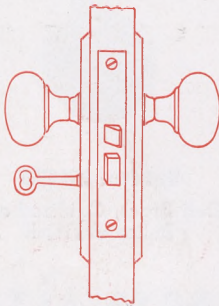


Set No.	Trim	Finish
13221B	Wrought Brass	Dull
13221P	"	Polished
13221A	Wrought Bronze	Ant. Copper
13221C	"	Pol. Chrome
17272B	Wrought Steel	Dull Brass

**Packing:** One set in a box.  
**Weight:** 3¼ lbs. per box.



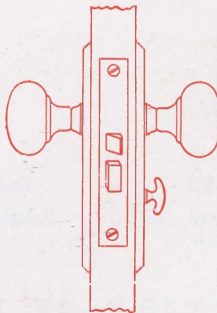
**INSIDE SETS**



Set No.	Trim	Finish
13211B	Wrought Brass	Dull
13211P	"	Polished
17241B	Wrought Steel	Dull Brass
17241A	"	Ant. Copper
17242B	"	Dull Brass
17242A	"	Ant. Copper
17252B	"	Dull Brass

**Packing:** One set in a box.  
**Weight:** 2¼ lbs. per box.


**BATHROOM SETS**



Set No.	Trim	Finish
17341BN	Wrought Steel	Dull Brass x Nickel
17341AN	"	Ant. Copper x Nickel
17342BN	"	Dull Brass x Nickel
17342AN	"	Ant. Copper x Nickel

**Packing:** One set in a box.  
**Weight:** 2⅛ lbs. per box.

**FRENCH DOOR SETS**



Set No.	Trim	Finish
17236B	Wrought Steel	Dull Brass
17233B	"	"

**Packing:** One set in a box.  
**Weight:** 1¼ lbs. per box.

**DESCRIPTION OF PARTS IN ABOVE SETS**

Set No.	Lock No.	Lock Type	See Page	Escutcheons	Knobs
13151(B-P-A)	†5157B	Cylinder	82	Outside, 10 x 2¾ in. Inside, 7 x 2¼ in.	Two, 2¼ in. dia. One piece
13221(B-P-A-C)	†5220B	1 Tumbler	"	" " " "	" " " "
17272B	7270B	"	"	" " " "	" " " Two piece
13211(B-P)	†5210B	"	83	Two, 7 x 2¼ in.	" " " One piece
17241(B-A)	†7240B	"	"	" " " "	" " " " "
17242(B-A)	†7240B	"	"	" " " "	" " " Two piece
17252B	7250B	3 Tumbler	"	" " " "	" " " " "
17341(BN-AN)	7340N	Bathroom	"	" " " "	" " " One piece
17342(BN-AN)	7340N	"	"	" " " "	" " " Two piece
17236B	7230B	1 Tumbler	"	Two, 5 x 1⅛ in.	One, 1¾ in. one piece x 1⅞ in. lever
17233B	7230B	"	"	" " " "	One, 2 in. glass (fluted) x 1⅞ in. lever

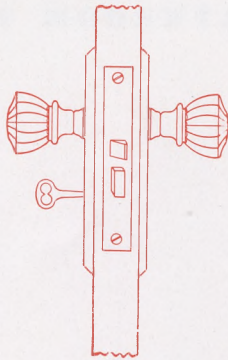
†When packed in sets, finish of lock front same as finish of trim.




## CHESAPEAKE DESIGN LOCK SETS

BUILDERS HARDWARE

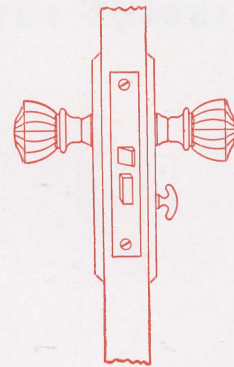
### INSIDE SET



Set No. Trim  
**53243D** Wrought Brass  
**57243D** Wrought Steel  
**Finish:** Dull brass, oxidized and relieved.

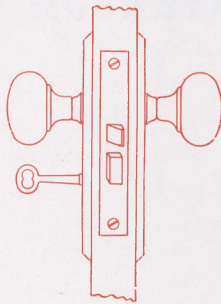


### BATHROOM SET




Set No. Trim  
**53343DN** Wrought Brass  
**57343DN** Wrought Steel  
**Finish:** Dull brass oxidized and relieved; polished nickel inside.


### INSIDE SET



Set No. Trim  
**57241D** Wrought Steel  
**Finish:** Dull brass, oxidized and relieved.



### BATHROOM SET



Set No. Trim  
**57341DN** Wrought Steel  
**Finish:** Dull brass, oxidized and relieved; polished nickel inside.

### DESCRIPTION OF PARTS IN ABOVE SETS

Set No.	Lock No.	Lock Type	See Page	Escutcheons	Knobs
<b>53243D</b>	<b>7240B</b>	1 Tumbler	83	Two, 6¼ x 1½ in.	Two, 2 in. dia. glass (fluted)
<b>57243D</b>	<b>7240B</b>	"	"	" "	" " " "
<b>53343DN</b>	<b>7340N</b>	Bathroom	"	" "	" " " glass (fluted)
<b>57343DN</b>	<b>7340N</b>	"	"	" "	" " " "
<b>57241D</b>	<b>7240B</b>	1 Tumbler	"	" "	" " " steel
<b>57341DN</b>	<b>7340N</b>	Bathroom	"	" "	" " " "

**Packed:** One in a box.

**Weight:** 2½ lbs. per box (approx.).

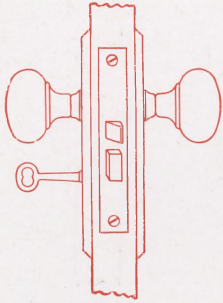





**INSIDE AND BATHROOM SETS**

**PORTSMOUTH DESIGN**


**INSIDE SET**



Set No. Trim  
**27241D** Wrought Steel  
**Finish:** Dull brass, oxidized and relieved.  
**Packing:** One in a box.  
**Weight:** 2 lbs. per box.



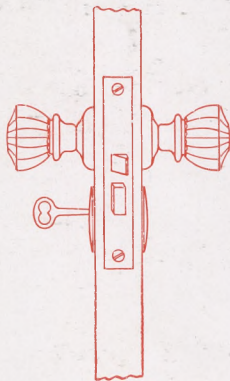
**BATHROOM SET**




Set No. Trim  
**27341DN** Wrought Steel  
**Finish:** Dull brass, oxidized and relieved; polished nickel inside.  
**Packing:** One in a box.  
**Weight:** 1 7/8 lbs. per box.

**RICHMOND DESIGN**

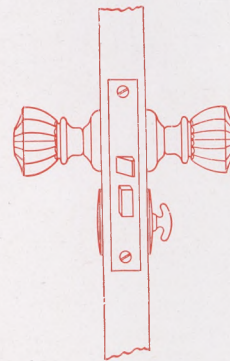
**INSIDE SET**



Set No. Trim  
**47243B** Wrought Steel  
**Finish:** Dull brass.  
**Packing:** One in a box.  
**Weight:** 2 1/8 lbs. per box.



**BATHROOM SET**



Set No. Trim  
**47343BN** Wrought Steel  
**Finish:** Dull brass; polished nickel inside.  
**Packing:** One in a box.  
**Weight:** 2 lbs. per box.

**DESCRIPTION OF PARTS IN ABOVE SETS**


Set No.	Lock No.	Lock Type	See Page	Escutcheons	Knobs
<b>27241D</b>	<b>7240B</b>	1 Tumbler	83	Two, 7 x 2 1/2 in.	Two, 2 1/4 in. dia. two piece
<b>27341DN</b>	<b>7340N</b>	Bathroom	"	"	"
<b>47243B</b>	<b>7240B</b>	1 Tumbler	"	Roses, 2 in.; Key Plate 1 3/4 x 1 3/16 in.	Two, 2 in. dia. glass (fluted)
<b>47343BN</b>	<b>7340N</b>	Bathroom	"	Roses, 2 in.; T. K. Plate 1 3/4 x 1 3/16 in.	" " " " "



## SCREEN DOOR CATCHES

WROUGHT STEEL AND WROUGHT BRASS

BUILDERS HARDWARE

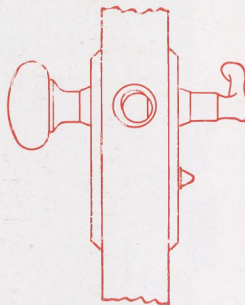


**ESCUTCHEONS**  
Wrought, 4 x 1 3/8 in.

**KNOB**  
Wrought, 1 3/4 in. dia.  
One piece.

**LEVER**  
Cast, 2 1/8 in. handle.

### WITH TUBULAR LATCH



**LATCH**

**Case:** Die cast alloy, 2 5/8 x 3/4 in. dia.

**Bolt:** One piece brass forging, including tail piece.

**Spring:** Compression type, steel.

**Strike:** 3/4 in. lip to center.

**Backset:** 1 3/4 in.


**Hand:** Reversible.

**Operation:** Latch bolt by knob or lever. Slide stop deadlocks knob.

Set No.	Trim	Finish
3426B	Wrought brass	Dull
3426P	" "	Polished
7426B	Wrought steel	Dull brass plated
7426K	" "	Black Parkerized

**Packing:** One set in a box.  
**Weight:** 5/8 lb. per box.

### WITH BIT KEY MORTISE LATCH



**LATCH**

**Case:** Cast iron, 3 x 2 x 1/2 in.

**Front:** Cast iron, 4 1/2 x 3/4 in.

**Bolt:** Cast iron.

**Strike:** 1 in. lip to center.

**Key:** One, steel, nickel plated.

**Backset:** 1 1/2 in.

**Spacing:** 1 3/4 in.


**Hand:** Reversible.

**Operation:** Latch bolt by knob or lever. Slide stop deadlocks knob. Latch bolt by key at all times.

Set No.	Trim	Finish
7476B	Wrought steel	Dull brass plated

**Packing:** One in a box.  
**Weight:** 1 lb. per box.

### WITH MORTISE LATCH AND DEADBOLT



**LATCH**

**Case:** Cast iron, 2 x 1 3/4 x 1/2 in.

**Front:** Wrought steel, 3 1/2 x 3/4 in.

**Bolts:** Cast iron.

**Strike:** 7/8 in. lip to center.

**Backset:** 1 3/8 in.

**Spacing:** 1 in.


**Hand:** Reversible.

**Operation:** Latch bolt by knob or lever. Deadbolt by turn knob only.

Set No.	Trim	Finish
7466B	Wrought steel	Dull brass plated

**Packing:** One in a box.  
**Weight:** 1 lb. per box.

### WITH MORTISE LATCH



**LATCH**

**Case:** Die cast alloy, 1 3/8 x 1 3/4 x 1/2 in.

**Front:** Die cast alloy, 2 5/8 x 1 1/16 in.

**Bolt:** Die cast alloy.

**Strike:** 1/2 in. lip to center.

**Backset:** 1 1/4 in.

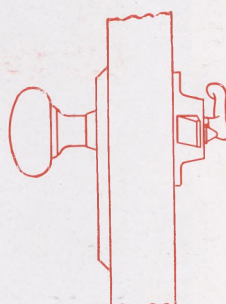
**Hand:** Reversible.

**Operation:** Latch bolt by knob or lever. Slide stop deadlocks knob.

Set No.	Trim	Finish
5486B	Wrought brass	Dull
7456B	" steel	Dull brass plated
7456A	" "	Antique copper

**Packing:** One set in a box.  
**Weight:** 1 3/16 lb. per box.

### WITH RIM TYPE LATCH



**LATCH**

**Case:** Cast iron, 2 1/4 x 1 1/8 x 5/8 in.

**Bolt:** Cast iron.

**Strike:** 5/16 in. lip to center.

**Backset:** 1 1/4 in.

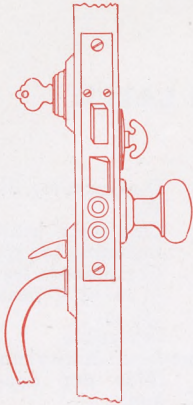
**Operation:** Latch bolt by knob or lever. Slide stop deadlocks latch bolt.

Set No.	Trim	Finish
7446B	Wrought steel	Dull brass plated
7446A	" "	Antique copper

**Packing:** One set in a box.  
**Weight:** 3/4 lb. per box.



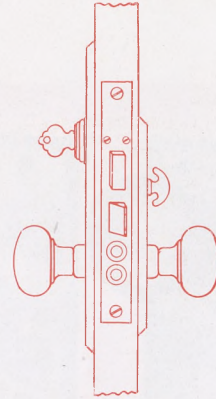
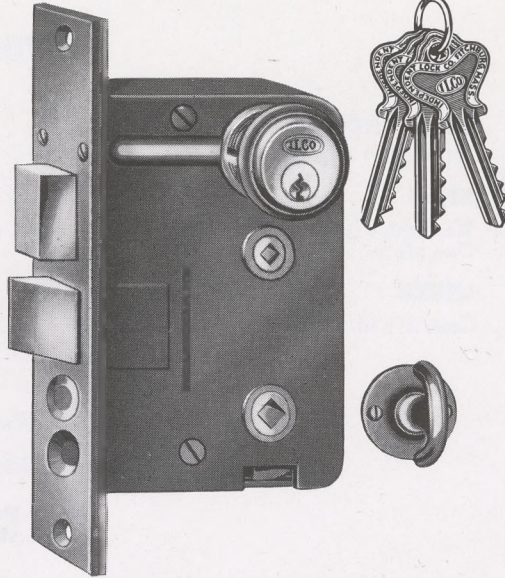
**CYLINDER FRONT DOOR LOCKS  
(WITHOUT TRIM)**



**No. 5167B** Dull Brass  
For handle outside, knob inside

**OPERATION**

Latch bolt by thumb latch from outside and knob inside. Both bolts by key from outside at all times. Dead bolt by turn knob from inside. Outside thumb latch may be locked by stop in face.



**No. 5157B** Dull Brass  
For knob both sides

**OPERATION**

Latch bolt by knob from either side. Both bolts by key from outside at all times. Dead bolt by turn knob from inside. Outside knob may be locked by stop in face.

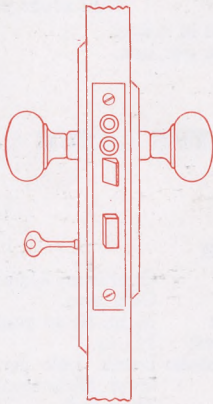
**DESCRIPTION**

**Front:** Forged brass,  $7\frac{3}{4}$  x 1 in., flat.  
**Bolts:** Forged brass,  $\frac{1}{2}$  in. throw.  
**Case:** Cast iron, black wrinkle finish,  $5\frac{1}{2}$  x  $3\frac{5}{8}$  x  $1\frac{1}{16}$  in.  
**Hubs:** Phosphor bronze.  
 No. 5167B knob hub for  $\frac{5}{16}$  in. spindle.  
 No. 5157B knob hub for  $\frac{3}{8}$  in. swivel spindle.  
 Turn knob hubs for  $\frac{3}{16}$  in. spindle.  
**Hand:** Reversible.  
**Backset:**  $2\frac{1}{2}$  in.

**Spacing:** No. 5167B, thumb latch to cylinder,  $4\frac{3}{4}$  in.  
 No. 5157B, knob to cylinder,  $3\frac{1}{16}$  in.  
 Knob to turn knob,  $2\frac{3}{16}$  in.  
**Strike:** Wrought brass, lip to center,  $1\frac{5}{16}$  in.  
**Turn Knob:** Cast brass, No. 3037B.  
**Cylinder:** Cast brass, pin tumbler.  
**Keys:** Three, nickel silver, No. 1054K.  
**Key Changes:** Practically unlimited.  
**Packed:** One in a box.  
**Weight:**  $2\frac{3}{4}$  lbs. per box.

When ordering, specify door thickness.


**BIT KEY FRONT DOOR LOCKS  
(WITHOUT TRIM)**



**No. 7270B** Steel Front, Dull Brass Finish  
**No. 5220B** Forged Brass Front, Dull Finish

**OPERATION**

Latch bolt by knob from either side. Outside knob is locked by stop in face. Dead bolt is operated by key from inside. Both bolts by key from outside at all times.



**DESCRIPTION**

**Front:**  $7\frac{1}{4}$  x 1 in.  
**Bolts:** No. 7270B, cast iron.  
 No. 5220B, cast bronze.  
**Case:** Cast iron,  $5\frac{3}{16}$  x  $3\frac{3}{16}$  x  $\frac{9}{16}$  in., japanned.  
**Hub:** Iron,  $\frac{5}{16}$  in. swivel.  
**Backset:**  $2\frac{1}{2}$  in.  
**Spacing:**  $3\frac{1}{8}$  in.  
**Strike:**  $1\frac{3}{8}$  in. lip to center.  
**Tumblers:** One.  
**Key Changes:** 12.  
**Keys:** Two, nickel plated.  
**Hand:** Reversible.  
**Packed:** One in a box.  
**Weight:**  $1\frac{3}{4}$  lbs. per box.



## MORTISE KNOB LOCKS AND LATCHES

(WITHOUT TRIM)

### FOR INSIDE DOORS

#### OPERATION

Latch bolt by knob either side. Dead bolt by key either side.

**No. 5210B** Forged brass front, dull brass finish (1 tumbler, 6 changes).

**No. 7240B** Wrought steel front, dull brass finish (1 tumbler, 6 changes).

**No. 7250B** Wrought steel front, dull brass finish (3 tumbler, 72 changes).

**No. 7260B** Wrought steel front, dull brass finish (3 tumbler, 36 changes).

**Front:**  $5\frac{5}{8} \times \frac{7}{8}$  in.

**Bolts:** No. 5210B, cast bronze.

**Case:** Cast iron,  $3\frac{13}{16} \times 3\frac{1}{8} \times \frac{9}{16}$  in.

Nos. 7240B, 7250B,

**Backset:** Nos. 5210B, 7240B, 7260B,

7260B, cast iron.

$2\frac{3}{8}$  in.

**Hub:** Iron,  $\frac{5}{16}$  in.

No. 7250B,  $2\frac{9}{16}$  in.

**Strike:** 1 in. lip to center.

**Spacing:**  $2\frac{3}{16}$  in.

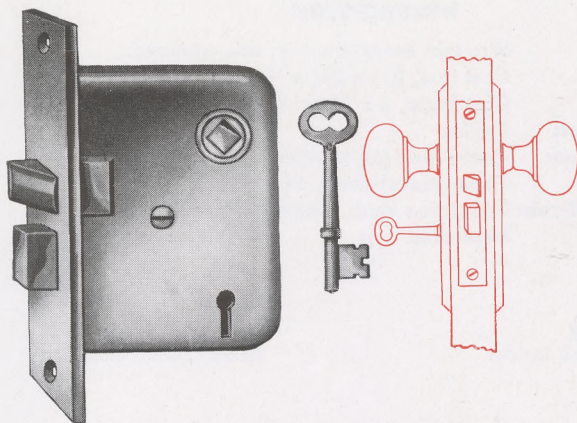
**Keys:** One, nickel plated, mal-

**Hand:** Reversible.

leable iron.

**Packed:**  $\frac{1}{2}$  doz. in a box.

**Weight:** 7 lbs. per box.



### FOR BATHROOM DOORS

#### OPERATION

Latch bolt by knob from either side. Dead bolt by turn knob inside. (Can be furnished with emergency key No. 200 to operate from outside, when so ordered, at additional cost.)

**No. 7340N** Wrought steel front, nickel plated.

**Front:**  $5\frac{5}{8} \times \frac{7}{8}$  in.

**Bolts:** Cast iron, nickel plated.

**Case:** Cast iron,  $3\frac{13}{16} \times 3\frac{1}{8} \times \frac{9}{16}$  in.

**Hubs:** Knob, iron,  $\frac{5}{16}$  in.

**Backset:**  $2\frac{3}{8}$  in.

Turn knob, bronze,  $\frac{9}{16}$  in.

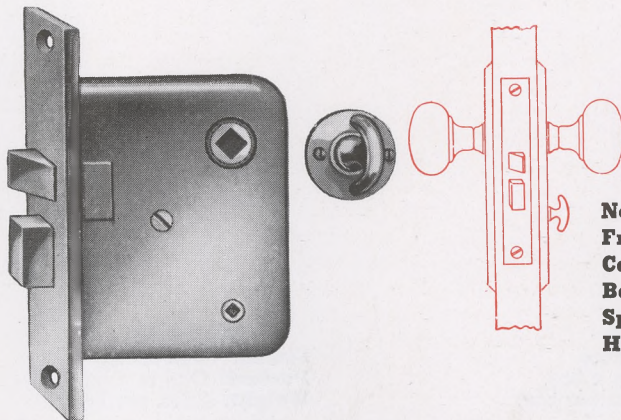
**Spacing:**  $2\frac{3}{16}$  in.

**Strike:** 1 in. lip to center.

**Hand:** Reversible.

**Packed:**  $\frac{1}{2}$  doz. in a box.

**Weight:**  $6\frac{1}{4}$  lbs. per box.



### FOR FRENCH DOORS

#### OPERATION

Latch bolt by knob or lever from either side. Dead bolt by key from either side.

**No. 7230B** Wrought steel front, dull brass finish.

**Front:**  $5 \times \frac{3}{4}$  in.

**Bolts:** Cast iron.

**Case:** Cast iron,  $3\frac{1}{2} \times 2 \times \frac{9}{16}$  in.

**Hub:** Bronze,  $\frac{5}{16}$  in.

**Backset:**  $1\frac{1}{2}$  in.

**Strike:**  $\frac{7}{8}$  in. lip to center.

**Spacing:**  $2\frac{1}{8}$  in.

**Tumblers:** One. Changes, 4.

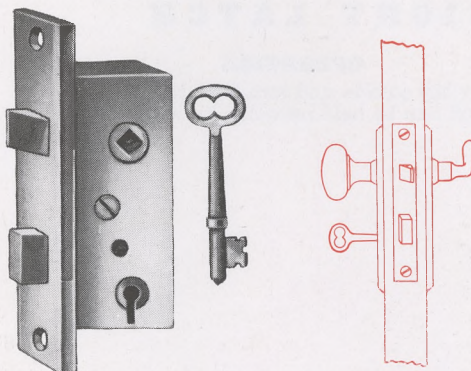
**Hand:** Reversible.

**Keys:** One, malleable iron,

**Packed:**  $\frac{1}{2}$  doz. in a box.

nickel plated.

**Weight:** 5 lbs. per box.



### FOR INSIDE OR CLOSET DOORS

#### OPERATION

By knob from either side.

**No. 7430B** Wrought steel front, dull brass finish.

**Front:**  $2\frac{7}{8} \times \frac{7}{8}$  in.

**Bolt:** Cast iron.

**Case:** Cast iron,  $1\frac{3}{8} \times 3 \times \frac{9}{16}$  in.

**Hub:** Iron,  $\frac{5}{16}$  in.

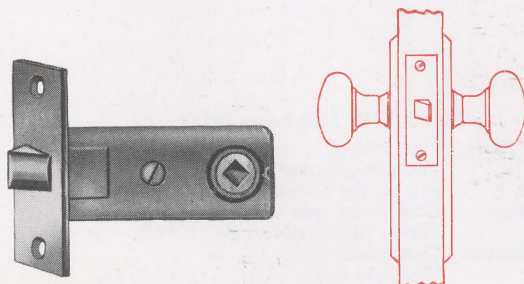
**Backset:**  $2\frac{1}{2}$  in.

**Strike:** 1 in. lip to center.

**Hand:** Reversible.

**Packed:** 1 doz. in a box.


**Weight:**  $5\frac{1}{4}$  lbs. per box.



BUILDERS  
HARDWARE



**CYLINDER MORTISE DEADLOCK**



**DESCRIPTION**




- Front:** Wrought brass, 4 x 1 in. flat, armored.
- Case:** Cast iron, 2½ x 3¼ x 1⅜ in.
- Bolt:** Cast brass, 1 x 7/16 in. 1¼ in. throw.
- Backset:** 2½ in.
- Cylinder:** Cast brass, pin tumbler.
- Keys:** Three, nickel silver, No. 1054K.
- Turn Knob:** Cast brass knob, wrought brass plate.
- Hand:** Reversible.

**OPERATION**

By key one side only.

Key outside, turn knob inside.

By key either side.




- No. 5130B**
- Finish:** Dull brass.
- Packed:** One in a box.
- Weight:** 1½ lbs. per box.

- No. 5147B**
- Finish:** Dull brass.
- Packed:** One in a box.
- Weight:** 1½ lbs. per box.


- No. 5120B**
- Finish:** Dull brass.
- Packed:** One in a box.
- Weight:** 2 lbs. per box.

**CYLINDER MORTISE NIGHT LATCH**



**OPERATION**

By key outside and turn knob inside.  
Bolt can be held retracted by stop in face.



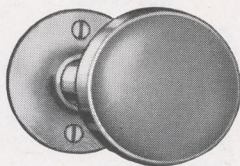

- Finish:** Dull brass.
- Front:** Cast brass, 5⅞ x 1 in.
- Case:** Cast iron, 3½ x 3½ x ¾ in.
- Backset:** 2¾ in.
- Spacing:** 2 in.
- Hand:** Reversible.
- Packed:** One in a box.

- No. 5187B, Dull brass finish**
- Bolt:** Cast brass.
- Hub:** Phosphor bronze, 5/16 in.
- Strike:** 1⅝ in. lip to center.
- Cylinder:** Cast brass, pin tumbler.
- Keys:** Three, nickel silver, No. 1054K.
- Turn Knob:** Cast brass knob, 1¾ in.
- Weight:** Wrought brass plate, 2⅛ x 1⅛ in. 1¾ lbs. per box.



## RIM LOCK SETS


### WITH HORIZONTAL TYPE LOCK



#### SET No. 7292J

**Finish:** Japanned.  
**Lock:** Cast iron case, 3<sup>3</sup>/<sub>8</sub> x 4<sup>1</sup>/<sub>4</sub> in.  
**Backset:** Knob, 3<sup>3</sup>/<sub>8</sub> in.; key hole, 2<sup>3</sup>/<sub>8</sub> in.  
**Knobs:** Wrought steel, 2 piece, 2<sup>1</sup>/<sub>4</sub> in. dia.  
**Key Plate:** One, cast iron, 1<sup>1</sup>/<sub>2</sub> x 7<sup>7</sup>/<sub>8</sub> in.  
**Key:** One, iron, nickel plated.  
**Hand:** Reversible.  
**Packed:** One set in a box.  
**Weight:** 1<sup>5</sup>/<sub>8</sub> lbs. per box.

### WITH UPRIGHT TYPE LOCK



#### SET No. 7282J

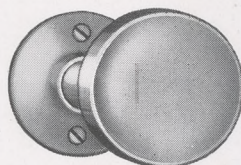
**Finish:** Japanned.  
**Lock:** Cast iron case, 3<sup>7</sup>/<sub>8</sub> x 3<sup>1</sup>/<sub>4</sub> in.  
**Backset:** 2<sup>1</sup>/<sub>16</sub> in.  
**Spacing:** 2<sup>3</sup>/<sub>16</sub> in.  
**Knobs:** Wrought steel, 2 piece, 2<sup>1</sup>/<sub>4</sub> in. dia.  
**Key Plate:** One, cast iron, 1<sup>1</sup>/<sub>2</sub> x 7<sup>7</sup>/<sub>8</sub> in.  
**Key:** One, iron, nickel plated.  
**Hand:** Reversible.  
**Packed:** One set in a box.  
**Weight:** 1<sup>3</sup>/<sub>4</sub> lbs. per box.

### OPERATION

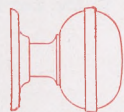
Latch bolt by knob from either side, except when deadlocked by stop on case. Deadbolt by key from either side.

## DOOR KNOBS

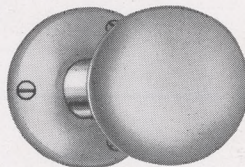
### TWO PIECE



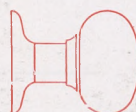
No. 7012B  
7012J




### ONE PIECE



No. 3041P



### GLASS




No. 4913B  
4923B

No.	Material	Finish	Knob Size	Roses	Spindle	Packed	Weight Per Box
7012B	Wrought steel	Dull brass	2 <sup>1</sup> / <sub>4</sub> in. dia.	None	9 <sup>9</sup> / <sub>32</sub> in. (No. 269)	1/2 doz. pair in a box	2 <sup>3</sup> / <sub>4</sub> lbs.
7012J	" "	Japanned	2 <sup>1</sup> / <sub>4</sub> " "	Two, 2 in. dia.	9 <sup>9</sup> / <sub>32</sub> " (No. 269)	1/2 " " " " "	2 <sup>3</sup> / <sub>4</sub> "
3041P	Wrought brass	Polished brass	2 <sup>1</sup> / <sub>4</sub> " "	None	9 <sup>9</sup> / <sub>32</sub> " (No. 276)	One pair in a box	3/4 "
4923B	Wrought brass shank	Dull brass	2 " "	" "	9 <sup>9</sup> / <sub>32</sub> " (No. 276)	" " " "	7/8 "
4913B	" " "	" "	2 " "	Two, 2 in. dia.	9 <sup>9</sup> / <sub>32</sub> " (No. 276)	" " " "	7/8 "

BUILDERS HARDWARE

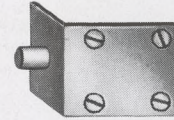


**ELECTRIC DOOR OPENER**





**No. 5710Z**

**Finish:** Dull bronze.  
**Case:** Cast bronze, 4 x 2 x 7/8 in.  
**Front:** Cast bronze, 5 1/2 x 1 3/16 in.  
**Pusher:** Cast bronze, 1 1/4 x 1 5/8 x 1/2 in.  
**Hand:** Not reversible.  
**Packed:** One in a box.  
**Weight:** 1 1/4 lbs. per box.



**PUSHER**

**ELECTRIC PUSH BUTTONS**




**No. 13680B** Wrought brass, dull finish.  
**13680P** " " polished finish.  
**13680C** " " polished chromium plated.  
**13680A** " " antique copper finish.

**Size:** 2 1/2 x 2 1/2 in.  
**Packed:** 1 doz. in a box.  
**Weight:** 7/8 lb. per box.

**No. 23680D** Wrought brass, dull finish, oxidized and relieved.

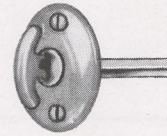
**Size:** 2 1/2 x 2 1/2 in.  
**Packed:** 1 doz. in a box.  
**Weight:** 7/8 lbs. per box.

**TURN KNOBS**



**No. 3037B**

**Finish:** Dull brass.  
**Knob:** Cast brass, 1 1/4 in.  
**Plate:** Wrought brass, 1 1/2 in. dia.  
**Spindle:** 3/16 in.  
**Packed:** 1 doz. in a box.  
**Weight:** 1 1/8 lbs. per box.




**No. 3027N**

**Finish:** Polished nickel plated.  
**Knob:** Cast brass, 1 in.  
**Plate:** Wrought brass, 1 3/4 x 1 3/16 in.  
**Spindle:** 3/16 in.  
**Packed:** 1 doz. in a box.  
**Weight:** 1 lb. per box.

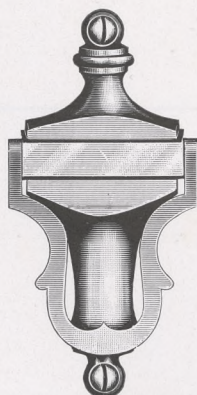


**DOOR KNOCKERS**  
FOR ENTRANCE AND GUEST ROOM DOORS

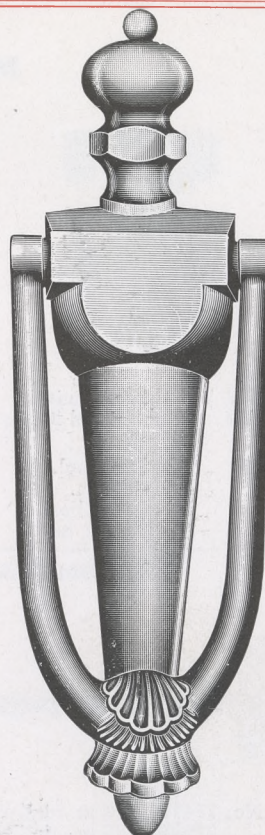
**BUILDERS  
HARDWARE**



**No. 5609P**  
**Material:** Forged brass, polished.  
**Size:** 7<sup>3</sup>/<sub>8</sub> x 3<sup>7</sup>/<sub>8</sub> in.  
**Packed:** One in a box.  
**Weight:** 1 lb. per box.



**No. 5619P**  
**Material:** Forged brass, polished.  
**Size:** 4 x 2 in.  
**Packed:** One in a box.  
**Weight:** 1/4 lb. per box.




**No. 5629P**  
**Material:** Forged brass, polished.  
**Size:** 8 x 2<sup>1</sup>/<sub>2</sub> in.  
**Packed:** One in a box.  
**Weight:** 1<sup>3</sup>/<sub>8</sub> lbs. per box.

**LETTER BOX PLATES**  
WITH BACK PLATES



**No. 3030B** Wrought brass, dull.  
**3030P** Wrought brass, polished.  
**3030C** Wrought brass, polished chromium.  
**Size:** 2<sup>1</sup>/<sub>2</sub> x 7 in.  
**Opening:** 4<sup>3</sup>/<sub>8</sub> x 1 in.  
**Packed:** One in a box.  
**Weight:** 1/2 lb. per box.



**No. 5060P** Wrought brass, polished.  
**5060C** Wrought brass, polished chromium.  
**Size:** 8<sup>5</sup>/<sub>16</sub> x 2<sup>9</sup>/<sub>16</sub> in.  
**Opening:** 5 x 1<sup>1</sup>/<sub>2</sub> in.  
**Packed:** One in a box.  
**Weight:** 1<sup>1</sup>/<sub>8</sub> lbs. per box.




Type of Back Plate furnished with  
above Letter Box Plates






**MISCELLANEOUS HARDWARE**

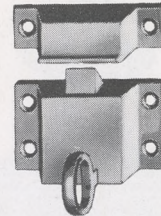
**TRANSOM CATCHES**



**No. 7778B** Dull brass finish.  
**7768N** Bright nickel finish, with flat strike.  
**Material:** Wrought steel.  
**Size:** 1½ x 2⅛ in.  
**Packed:** 1 doz. in a box.  
**Weight:** 2¼ lbs. per box.




**FLAT STRIKE**  
Furnished with Nos. 7768N and 7788B




**No. 7798B** Dull brass finish.  
**7788B** Same with flat strike.  
**Material:** Cast iron.  
**Size:** 1¼ x 2⅛ in.  
**Packed:** 1 doz. in a box.  
**Weight:** 3 lbs. per box.

**TRANSOM CHAINS**




**No. 7740B** 10 in., dull brass finish.  
**7750B** 12 in., dull brass finish.  
**7750N** 12 in., bright nickel finish.  
**7760B** 15 in. dull brass finish.  
**Plates:** Wrought steel, 1¼ x 1 in.  
**Packed:** 1 doz. in a box.  
**Weight:** 2¼ lbs. (approx.) per box.

**SECRET GATE LATCH**




**No. 7497J** Japanned finish.  
**Case:** Cast iron, japanned, 2 x 2¾ in.  
**Knob:** Cast iron, japanned.  
**Operation:** Pressure on under side of latch case retracts bolt. Knob is always rigid.  
**Packed:** ½ doz. in a box.  
**Weight:** 4¼ lbs. per box.

**CUPBOARD TURN**




**No. 7647B** Dull brass finish.  
**Material:** Wrought steel.  
**Size:** 2⅛ x 1½ in.  
**Packed:** 1 doz. in a box.  
**Weight:** 2⅛ lbs. per box.

**CUPBOARD CATCH**




**No. 7637B** Dull brass finish.  
**Material:** Wrought steel.  
**Size:** 1⅜ x 1¾ in.  
**Packed:** 2 doz. in a box.  
**Weight:** 2⅜ lbs. per box.

**DRAWER PULL**



**No. 7698B** Dull brass finish.  
**Material:** Wrought steel.  
**Size:** 3½ in.  
**Packed:** 3 doz. in a box.  
**Weight:** 2¼ lbs. per box.

**COAT HOOK**




**No. 7090B** Dull brass finish.  
**7090N** Bright nickel finish.  
**Material:** Cast iron.  
**Projection:** 3 in.  
**Base:** 1⅝ x 1¼ in.  
**Packed:** 2 doz. in a box.  
**Weight:** 3¾ lbs. per box.




## MISCELLANEOUS HARDWARE

### CASEMENT ADJUSTERS

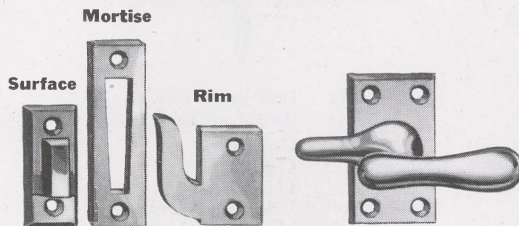


- |   |   |   |
|---|---|---|
| <b>CAST IRON — REVERSIBLE — FOR SASH OPENING OUT</b>      |   |   |
| <b>No. 7870B</b> 8 in., dull brass finish.                | <b>No. 7880B</b> 10 in., dull brass finish.               | <b>No. 7890B</b> 12 in., dull brass finish.               |
| <b>Sill Plate:</b> $1\frac{3}{8} \times 8\frac{1}{8}$ in. | <b>Sill Plate:</b> $1\frac{3}{8} \times 8\frac{1}{8}$ in. | <b>Sill Plate:</b> $1\frac{3}{8} \times 8\frac{1}{8}$ in. |
| <b>Slot Length:</b> 7 in.                                 | <b>Slot Length:</b> 7 in.                                 | <b>Slot Length:</b> 7 in.                                 |
| <b>Packed:</b> $\frac{1}{2}$ doz. in a box.               | <b>Packed:</b> $\frac{1}{2}$ doz. in a box.               | <b>Packed:</b> $\frac{1}{2}$ doz. in a box.               |
| <b>Weight:</b> $3\frac{1}{2}$ lbs. per box.               | <b>Weight:</b> $3\frac{5}{8}$ lbs. per box.               | <b>Weight:</b> $3\frac{3}{4}$ lbs. per box.               |




- |  |  |
|--|--|
| <b>CAST IRON — REVERSIBLE — FOR SASH OPENING OUT</b>             |  |
| <b>No. 7710B</b> 10 in., dull brass finish.                      | <b>No. 7720B</b> 12 in., dull brass finish.                      |
| <b>Sill Plate:</b> $\frac{7}{8} \times 2\frac{1}{4}$ in.         | <b>Sill Plate:</b> $\frac{7}{8} \times 2\frac{1}{4}$ in.         |
| <b>Rod:</b> Steel, $\frac{3}{8}$ in. dia.                        | <b>Rod:</b> Steel, $\frac{3}{8}$ in. dia.                        |
| <b>Clearance:</b> Sill plate to bottom of rod, $\frac{7}{8}$ in. | <b>Clearance:</b> Sill plate to bottom of rod, $\frac{7}{8}$ in. |
| <b>Bracket:</b> $\frac{3}{4} \times 2\frac{1}{4}$ in.            | <b>Bracket:</b> $\frac{3}{4} \times 2\frac{1}{4}$ in.            |
| <b>Packed:</b> $\frac{1}{2}$ doz. in a box.                      | <b>Packed:</b> $\frac{1}{2}$ doz. in a box.                      |
| <b>Weight:</b> $4\frac{1}{4}$ lbs. per box.                      | <b>Weight:</b> $4\frac{3}{8}$ lbs. per box.                      |

### CASEMENT FASTENER




- |  |                      |
|--|----------------------|
| <b>No. 7838B</b> Rim, dull brass finish.       |                      |
| <b>7848B</b> Mortise, dull brass finish.       |                      |
| <b>7858B</b> Surface, dull brass finish.       |                      |
| <b>Material:</b> Cast iron turn.               |                      |
|  | Wrought steel plate. |
| <b>Size:</b> Plate $2 \times 1\frac{1}{8}$ in. |                      |
| <b>Packed:</b> 1 doz. in a box.                |                      |
| <b>Weight:</b> $2\frac{7}{8}$ lbs. per box.    |                      |

### SASH FASTENER




- |  |   |
|--|---|
| <b>No. 7818B</b> Cast iron, dull brass finish. |   |
| <b>5988B</b> Cast brass, dull finish.          |   |
| <b>Size:</b> Case, $2\frac{5}{8}$ in.          |   |
|  | Strike, $2\frac{3}{8} \times \frac{5}{8}$ in. |
| <b>Packed:</b> 1 doz. in a box.                |   |
| <b>Weight:</b> $2\frac{3}{4}$ lbs. per box.    |   |

### SASH LIFTS



- |   |  |
|---|--|
| <b>No. 7968B</b> Dull brass finish.                 |  |
| <b>Material:</b> Wrought steel.                     |  |
| <b>Size:</b> $1\frac{1}{4} \times 1\frac{5}{8}$ in. |  |
| <b>Packed:</b> 2 doz. in a box.                     |  |
| <b>Weight:</b> $1\frac{5}{8}$ lbs. per box.         |  |



- |  |  |
|--|--|
| <b>No. 7988B</b> Dull brass finish.        |  |
| <b>Material:</b> Wrought steel.            |  |
| <b>Size:</b> $1\frac{1}{2} \times 3$ in.   |  |
| <b>Depth of Cup:</b> $\frac{3}{8}$ in.     |  |
| <b>Packed:</b> 1 doz. in a box.            |  |
| <b>Weight:</b> $\frac{3}{4}$ lbs. per box. |  |



- |   |  |
|---|--|
| <b>No. 7948B</b> Dull brass finish.         |  |
| <b>Material:</b> Cast iron.                 |  |
| <b>Size:</b> $1\frac{1}{8} \times 4$ in.    |  |
| <b>Packed:</b> 1 doz. in a box.             |  |
| <b>Weight:</b> $1\frac{1}{2}$ lbs. per box. |  |



**MISCELLANEOUS HARDWARE**

**DOOR PULLS**




**No. 7668J** Japanned finish.  
**Material:** Cast iron.  
**Size:** 5 $\frac{3}{4}$  x 2 in.  
**Packed:** 1 doz. in a box.  
**Weight:** 5 lbs. per box.




**No. 7678B** Dull brass finish.  
**Material:** Cast iron.  
**Size:** 5 $\frac{1}{8}$  x  $\frac{3}{4}$  in.  
**Packed:** 1 doz. in a box.  
**Weight:** 1 $\frac{1}{8}$  lbs. per box.

**CHAIN DOOR FASTENER**



**No. 7048B** Cast iron, dull brass finish.  
**5048P** Cast brass, polished finish.  
**Size:** Plate, 4 in.  
**Chain:** Welded steel.  
**Packed:**  $\frac{1}{2}$  doz. in a box.  
**Weight:** 2 $\frac{1}{4}$  lbs. per box.

**DOOR STOPS**




**No. 7050B** Dull brass finish.  
**7050N** Bright nickel finish.  
**Material:** Cast iron.  
**Projection:** 2 $\frac{3}{4}$  in.  
**Base:** 1 in. dia.  
**Packed:** 1 doz. in a box.  
**Weight:** 1 $\frac{1}{4}$  lbs. per box.




**No. 7060B** Dull brass finish.  
**7060N** Bright nickel finish.  
**Material:** Cast iron.  
**Height:** 1 $\frac{3}{8}$  in.  
**Base:** 1 $\frac{1}{8}$  in.  
**Packed:** 1 doz. in a box.  
**Weight:** 1 $\frac{1}{2}$  lbs. per box.

**HAND RAIL BRACKETS**



**No. 7610B** Dull brass finish.  
**Material:** Cast iron.  
**Projection:** 2 $\frac{5}{8}$  in.  
**Base:** 3 x 1 $\frac{5}{8}$  in.  
**Packed:**  $\frac{1}{2}$  doz. in a box.  
**Weight:** 2 $\frac{1}{2}$  lbs. per box.



**No. 7620B** Dull brass finish.  
**Material:** Cast iron.  
**Projection:** 2 in.  
**Base:** 2 $\frac{3}{16}$  in. dia.  
**Packed:**  $\frac{1}{2}$  doz. in a box.  
**Weight:** 3 $\frac{1}{8}$  lbs. per box.




# HERCULOCK

(TRADE-MARK REGISTERED)

## EXTRA

- STRENGTH
- WEAR
- SECURITY



No. 4750

## STANDARD LOCK FOR

- PIN BALL GAMES
- VENDING MACHINES
- PHONOGRAPHS

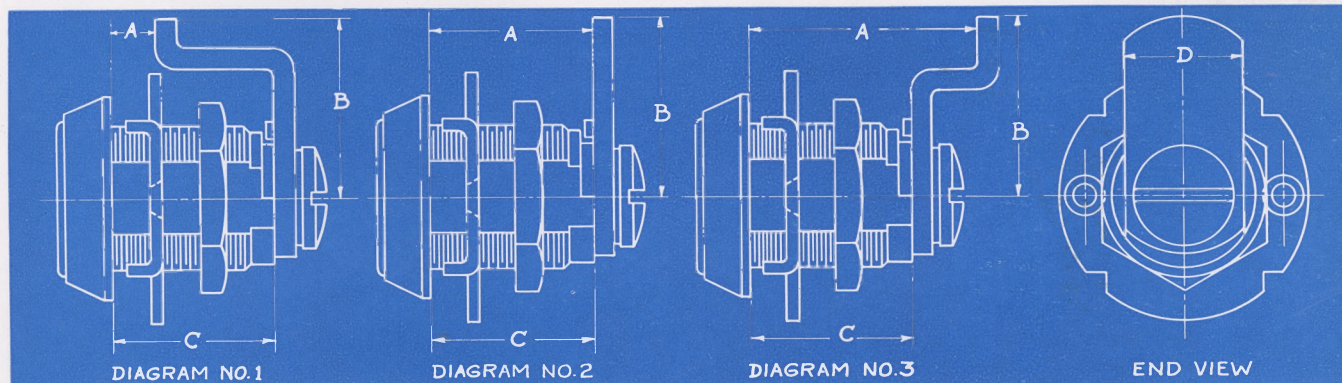
**Material:** Die cast cylinder.  
**Finish:** Polished nickel.  
**Cam:** Steel, cadmium plated.  
 Removable.  
**Mechanism:** Six disc tumbler, double bitted.  
**Keys:** 2, nickel silver, No. 1054N.

**Key Changes:** 3000. When keyed alike only one key per lock is furnished.  
**Spacing:**  $\frac{5}{8}$  in. across flats.  
**Spur Washer:** Steel, cadmium plated.  
**Nut:**  $\frac{7}{8}$  in. Hexagonal steel, cadmium plated,  $\frac{3}{4}$  in.-28 thread.

**Operation:** Regularly furnished with 90° turn, key removable in locked position only. Can also be furnished with 180° turn, key removable in both locked and unlocked positions, when so ordered.

No.	See Diagram	A	B	C	D
†4750F	1	$\frac{1}{4}$ in.	$\frac{29}{32}$ in.	$\frac{27}{32}$ in.	$\frac{3}{4}$ in.
†4750Z	1	$\frac{29}{64}$ "	$1 \frac{1}{16}$ "	$\frac{27}{32}$ "	$\frac{3}{4}$ "
†4750B	1	$\frac{5}{8}$ "	1 "	$\frac{27}{32}$ "	$\frac{3}{4}$ "
†4750L	1	$\frac{5}{8}$ "	$1 \frac{1}{8}$ "	$\frac{27}{32}$ "	$\frac{3}{4}$ "
4750P	1	$\frac{5}{8}$ "	$1 \frac{1}{2}$ "	$\frac{27}{32}$ "	$\frac{3}{4}$ "
4750K	1	$\frac{3}{4}$ "	$1 \frac{1}{8}$ "	$\frac{27}{32}$ "	$\frac{3}{4}$ "
4750H	1	$\frac{25}{32}$ "	$1 \frac{1}{8}$ "	$\frac{27}{32}$ "	$\frac{3}{4}$ "
4750C	1	$\frac{13}{16}$ "	$1 \frac{1}{8}$ "	$\frac{27}{32}$ "	$\frac{3}{4}$ "
4750Y	1	$\frac{19}{32}$ "	$1 \frac{1}{8}$ "	$\frac{27}{32}$ "	$\frac{3}{4}$ "
4750	2	$\frac{27}{32}$ "	1 "	$\frac{27}{32}$ "	$\frac{3}{4}$ "
4750V	2	$\frac{27}{32}$ "	$\frac{7}{8}$ "	$\frac{27}{32}$ "	$\frac{3}{4}$ "
4750R	3	1 "	$1 \frac{1}{2}$ "	$\frac{27}{32}$ "	$\frac{3}{4}$ "
4750E	3	$1 \frac{1}{16}$ "	$1 \frac{1}{8}$ "	$\frac{27}{32}$ "	$\frac{3}{4}$ "
4750M	3	$1 \frac{3}{32}$ "	$1 \frac{1}{8}$ "	$\frac{27}{32}$ "	$\frac{3}{4}$ "

†Spur washer not included.



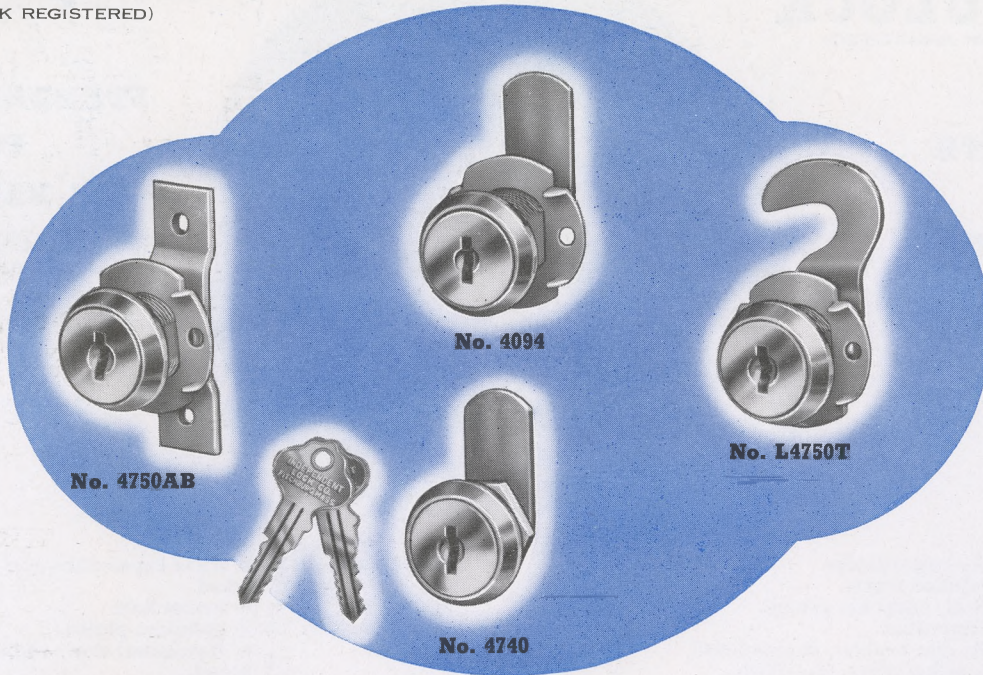
**Note:** Any of the above may be obtained with flat rectangular washer,  $2\frac{5}{32} \times 1 \frac{1}{4}$  in., instead of spur type washer. When ordering merely prefix letter "G" to above catalog number, for example:—1 only G4750.

COIN MACHINE & CABINET LOCKS



# HERCULOCK

(TRADE-MARK REGISTERED)



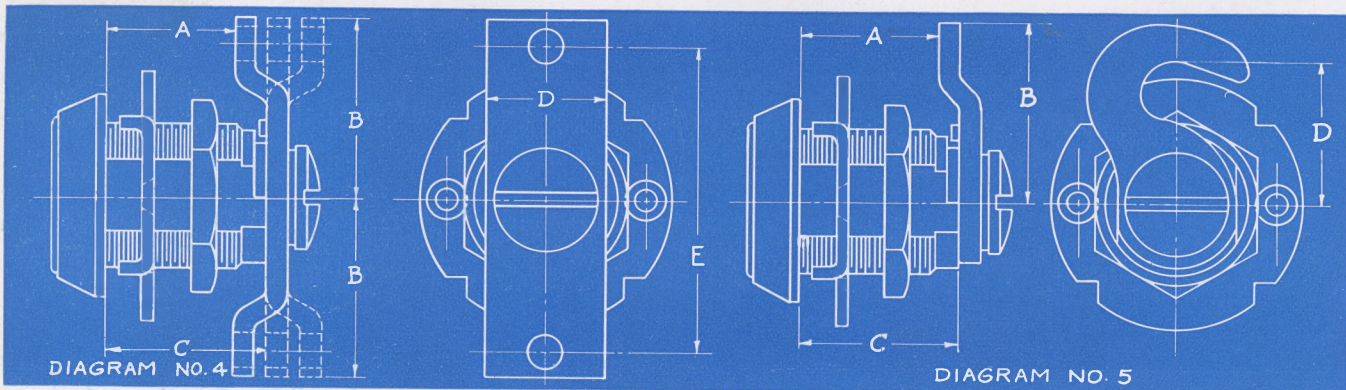
**Material:** Die cast cylinder.  
**Finish:** Polished nickel.  
**Cam:** Steel, cadmium plated.  
**Spur Washer:** Steel, cadmium plated.  
**Nut:** 7/8 in. Hexagonal steel, cadmium plated, 3/4 in.-28 thread.

**Mechanism:** Six disc tumbler, double bitted.  
**Keys:** 2, nickel silver.  
**Key Changes:** 3000. When keyed alike only one key per lock is furnished.  
**Spacing:** 5/8 in. across flats.

**Operation:** Regularly furnished with 90° turn, key removable in locked position only. Can also be furnished with 180° turn, key removable in both locked and unlocked positions, when so ordered.

No.	See Diagram	A	B	C	D	E	Cam	Key
4750AP	4	9/16 in.	1 1/8 in.	27/32 in.	5/8 in.	1 5/8 in.	Removable	1054N
4750A	4	27/32 "	1 1/8 "	27/32 "	5/8 "	1 5/8 "	"	"
4750AB	4	15/16 "	1 1/8 "	27/32 "	5/8 "	1 5/8 "	"	"
L4750T	5	3/4 "	1 9/16 "	27/32 "	1 5/8 "	"	"	"
†4740	2 (Page 91)	5/8 "	1 1/8 "	5/8 "	5/8 "	"	Not Removable	1198CS
††4094	2 (Page 91)	1 11/32 "	1 1/4 "	1 11/32 "	5/8 "	"	Removable	1198C

†Spur washer not included.  
 ††Furnished with extra nut 5/8 in.-28 thread.

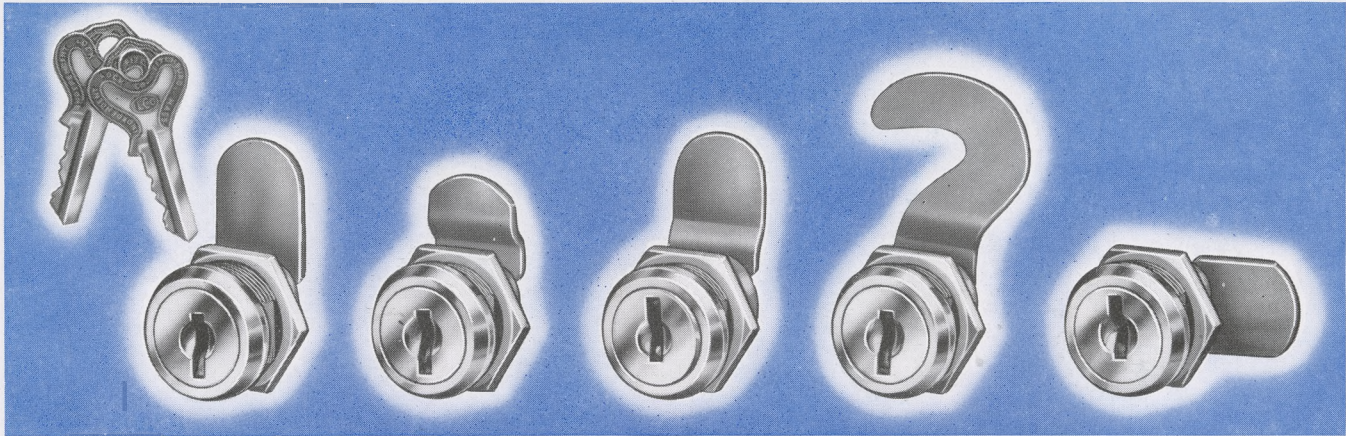


**Note:** Any of the above may be obtained with flat rectangular washer, 2 5/32 x 1 1/4 in., instead of spur type washer. When ordering merely prefix letter "G" to above catalog number, for example:—1 only G4750A.



FOR SKILL GAMES, VENDING MACHINES, ETC.

COIN MACHINE & CABINET LOCKS



No. 4010B

No. 4010BS

No. 4010VB

No. L4036T

No. 4036D

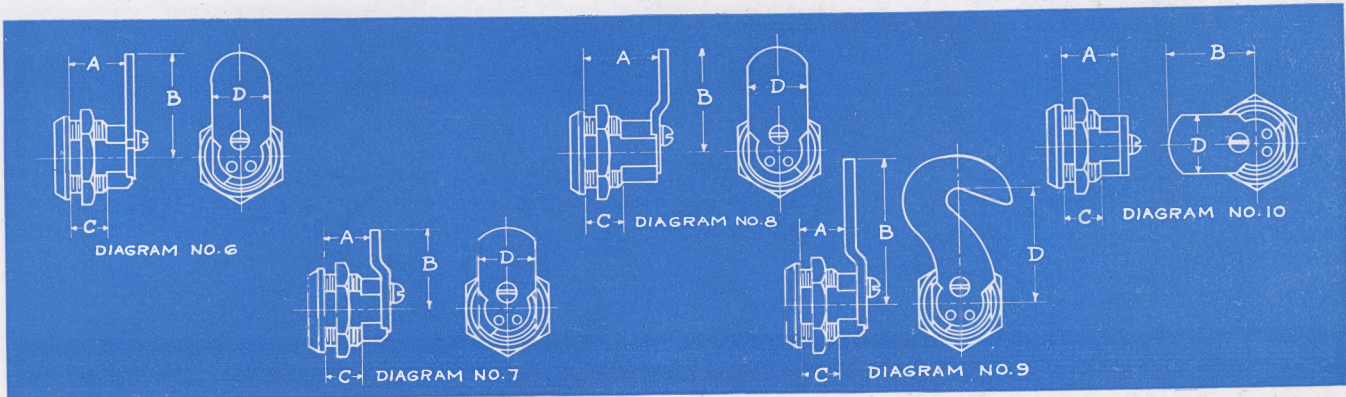
**Material:** Die cast cylinder, except where brass shell is indicated thus: †.  
**Finish:** Polished nickel.  
**Cam:** Steel, cadmium plated, removable.  
**Nut:** 7/8 in. Hexagonal steel, cadmium plated, 3/4 in.-32 thread.

**Mechanism:** Five disc tumbler.  
**Keys:** 2, brass, nickel plated, No. M1054B.  
**Key Changes:** 500. When keyed alike only one key per lock is furnished.

**Operation:** Regularly furnished with 90° turn, key removable in locked position only. Can also be furnished with 180° turn, key removable in both locked and unlocked positions, when so ordered.

No.	See Diagram	To Unlock Turn	Flat Sides	A	B	C	D
†4087	6	90° Right	1	7/16 in.	1 1/16 in.	3/8 in.	5/8 in.
†4719	6	"	2	7/16 "	7/8 "	1/4 "	5/8 "
4010B	6	"	2	19/32 "	1 1/8 "	3/8 "	5/8 "
4010BC	6	"	2	19/32 "	7/8 "	3/8 "	5/8 "
4010BK	6	"	2	19/32 "	13/16 "	3/8 "	5/8 "
4010BL	6	"	2	19/32 "	1 1/4 "	3/8 "	5/8 "
4036FM	6	90° Left	2	19/32 "	9/16 "	3/8 "	5/8 "
†††N4039S	6	90° Right	2	13/16 "	1 1/8 "	5/8 "	5/8 "
†N4039SX	6	"	2	7/8 "	1 1/8 "	11/16 "	5/8 "
†N4039L††	6	"	1	1 3/16 "	1 1/8 "	1 1/16 "	5/8 "
†4010BB	7	"	2	1 1/2 "	7/8 "	3/8 "	5/8 "
4010BE	7	"	2	1 1/2 "	3/4 "	3/8 "	5/8 "
4010BS	7	"	2	1 1/2 "	7/8 "	3/8 "	5/8 "
†††N4039Y4	7	"	2	9/16 "	1 1/8 "	5/8 "	5/8 "
††N4039YX	7	"	2	5/8 "	1 1/8 "	11/16 "	5/8 "
4010VB	8	90° Left	2	13/16 "	1 1/8 "	3/8 "	5/8 "
L4036T	9	90° Right	2	1 1/2 "	1 9/16 "	3/8 "	1 1/8 "
*R4036T	9	90° Left	2	1 1/2 "	1 9/16 "	3/8 "	1 1/8 "
4036D	10	"	2	19/32 "	7/8 "	3/8 "	5/8 "

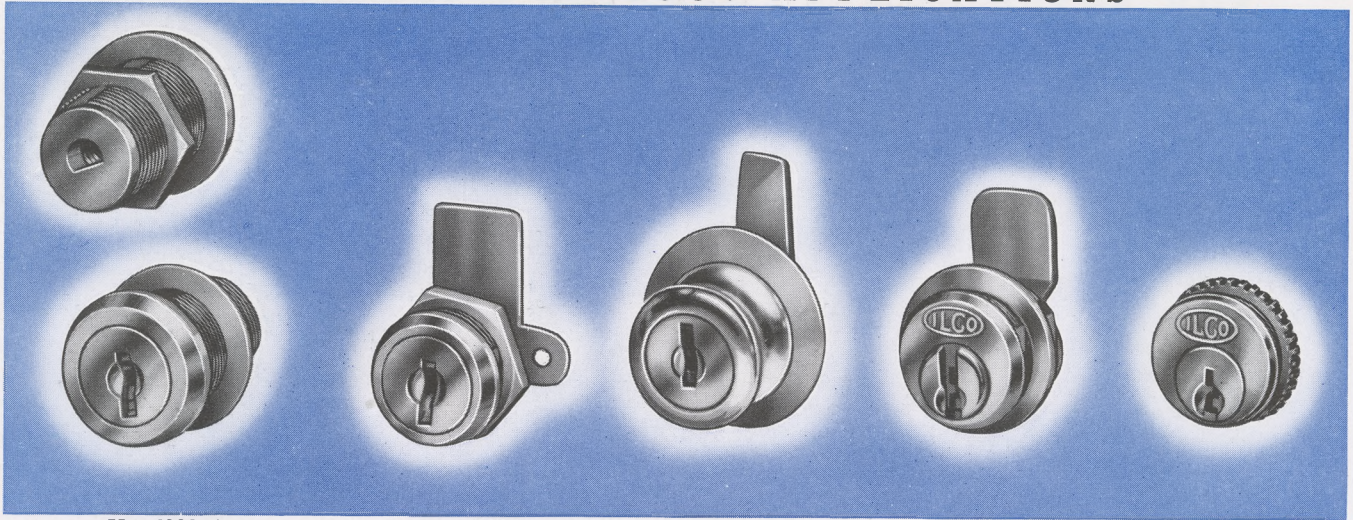
†Supplied with brass shell. ††Supplied with spur washer for wood application.  
 †††Supplied with spur washer, also ring under head. \*Operation reverse of No. L4036T.



COIN MACHINE & CABINET LOCKS



FOR MISCELLANEOUS APPLICATIONS



No. 4036LS

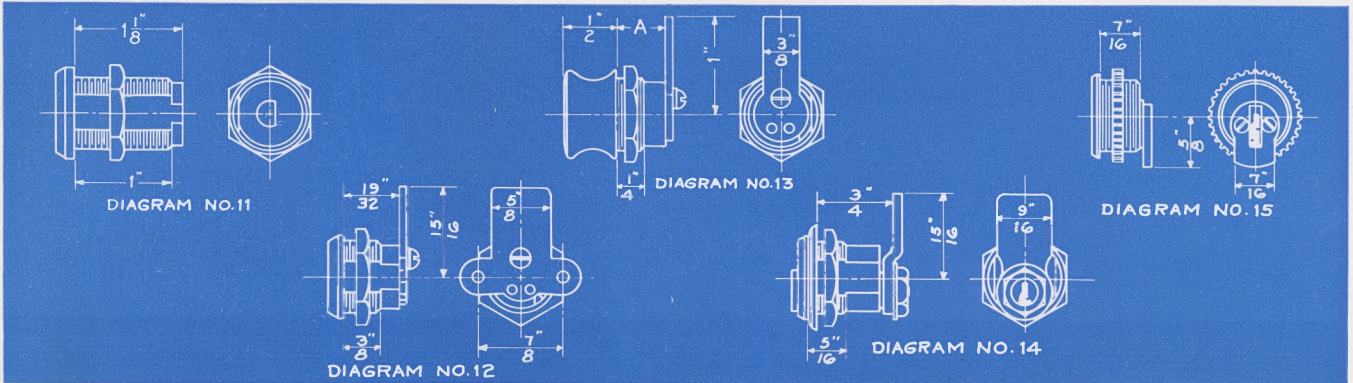
No. 4036G

No. 4074

No. 4082S

No. 4006


	<b>PEANUT AND GUM BALL VENDING MACHINE LOCKS</b> Nos. 4036LF 4036LS	<b>THREE-WAY CABINET LOCK</b> No. 4036G	<b>COMPARTMENT KNOB LOCK</b> Nos. 4074 4074AB 4074S	<b>MAX. SECURITY COIN MACHINE LOCK</b> No. 4082S	<b>SHORT LENGTH CABINET LOCK</b> No. 4006
<b>Material</b>	Die Cast Cylinder	Die Cast Cylinder	Die Cast Cylinder	Brass Cylinder	Brass Cylinder
<b>Finish</b>	Polished Nickel	Polished Nickel	Polished Chromium	Polished Chromium	Polished Nickel
<b>Dimensions</b>	See Diagram 11	See Diagram 12	See Diagram 13	See Diagram 14	See Diagram 15
<b>Cam</b>		Steel, Cadmium Plated, Removable	Steel, Cadmium Plated, Removable	Steel, Cadmium Plated, Removable	Steel, Cadmium Plated, Removable
<b>Nut</b>	7/8" Hexagonal Steel Cadmium Plated 3/4"-28 Thread	7/8" Hexagonal Steel Cadmium Plated 3/4"-32 Thread	7/8" Hexagonal Steel Cadmium Plated 3/4"-32 Thread	7/8" Hexagonal Steel Cadmium Plated 3/4"-32 Thread	Brass Castellated 3/4"-32 Thread
<b>Mechanism</b>	Five Disc Tumbler	Five Disc Tumbler	Five Disc Tumbler	Five Mushroom Type Pin Tumbler	Three Pin Tumbler
<b>Cylinder Plug</b>	No. 4036LF Tapped 5/16"-18 Thread No. 4036LS Tapped 1/4"-20 Thread				
<b>Keys</b>	2, Brass, Nickel Plated No. M1054B	2, Brass, Nickel Plated No. M1054B	2, Brass, Nickel Plated No. L1054C	2, Nickel Silver No. 1013KC	2, Nickel Silver No. 1054C
<b>Key Changes</b>	500	500	250	3000 When keyed alike only one key per lock is furnished.	100
<b>Length Dimension "A" Diagram 13</b>			No. 4074 — 1/2" 4074AB — 1/4" 4074S — 19/32"		
<b>Operation</b>	Machine cover is secured by turning plug until tight, then remove key.	Turn 90° clockwise to unlock. Designed to lock at three points; as, for example, side, top and bottom.	Regularly supplied with 180° turn, key removable in both locked and unlocked positions.	Turn 90° clockwise to unlock. Key removable in locked position only.	Key removable in locked position only. Will make full 360° turn.





**FOR WOOD AND METAL FILES**

**FILING CABINET LOCKS**



No. 4056A

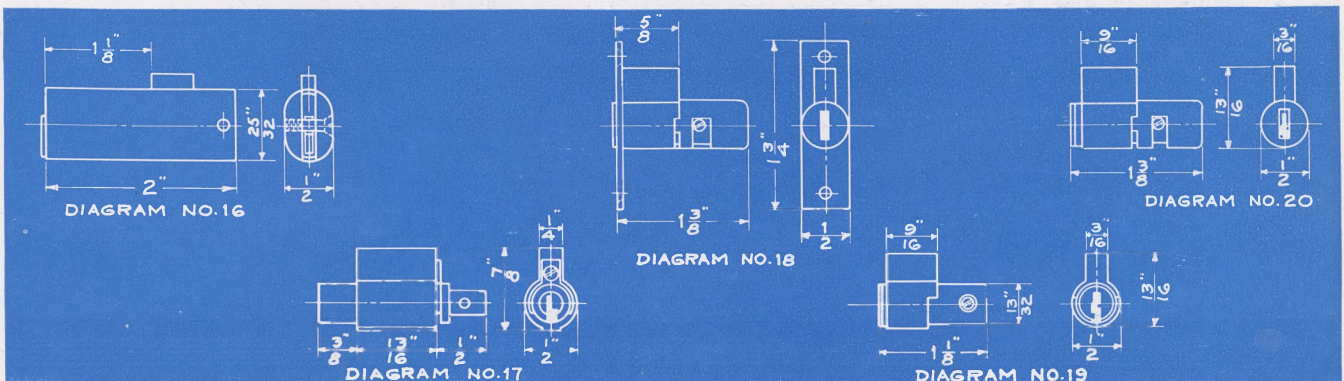
No. 4017

No. 4055

No. 4055A

No. 4055B

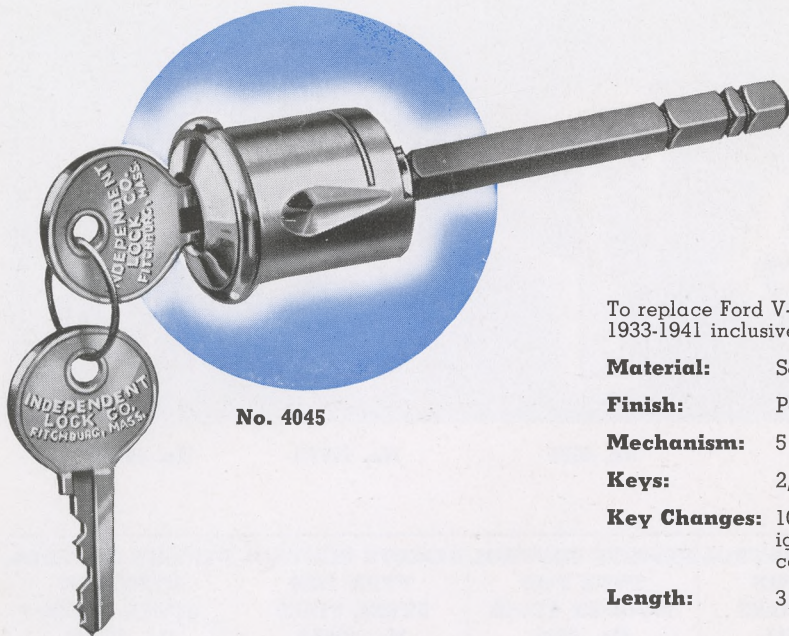
	<b>STANDARD PUSH-IN TYPE No. 4056A</b>	<b>REMOTE CONTROL TYPE FOR STEEL FILES No. 4017</b>	<b>REMOTE CONTROL TYPE FOR WOODEN FILES No. 4055</b>	<b>REMOTE CONTROL TYPE FOR STEEL FILES No. 4055A</b>	<b>REMOTE CONTROL TYPE FOR STEEL FILES No. 4055B</b>
<b>Material</b>	Die Cast Cylinder	Brass	Die Cast Cylinder	Brass	Brass
<b>Finish</b>	Dull Bronze Plated	Dull Bronze Plated	Dull Bronze Plated	Polished	Polished
<b>Dimensions</b>	See Diagram 16	See Diagram 17	See Diagram 18	See Diagram 19	See Diagram 20
<b>Bolt</b>	$\frac{1}{16}$ " x $\frac{1}{8}$ " ; $\frac{3}{16}$ " projection				
<b>Mechanism</b>	Four Pin Tumbler	Four Pin Tumbler	Three Pin Tumbler	Three Pin Tumbler	Three Pin Tumbler
<b>Keys</b>	2, Nickel Silver No. X1054JK	2, Nickel Silver No. 1125A	2, Nickel Silver No. 1054JK	2, Nickel Silver No. X1054JK	2, Nickel Silver No. 1054JK
<b>Key Changes</b>	1600 Can be keyed alike in groups.	500 Can be keyed alike in groups.	150 Can be keyed alike in groups.	150 Can be keyed alike in groups.	150 Can be keyed alike in groups.
<b>Operation</b>	Bolt is depressed by turning key 90°. Key may be removed with bolt in either locked or unlocked position.	Cylinder plug can make complete turn (360°) by means of key. Key removable in one position only.	Tail piece or connecting link turns 180° as key makes complete turn.	Cylinder plug turns 180° by means of key. Key removable in locked position only.	Tail piece or connecting link turns 180° as key makes complete turn.







FOR POPULAR CARS



No. 4045

**No. 4045**

To replace Ford V-8 or Mercury Door Locks on all Models, 1933-1941 inclusive, (except delivery bodies).

**Material:** Solid brass shell and plug.

**Finish:** Polished nickel plated.

**Mechanism:** 5 pin tumbler.

**Keys:** 2, nickel silver, No. 1125C.

**Key Changes:** 1000. Can be keyed to match original ignition or spare tire lock furnished with car.

**Length:** 3½ in. overall.



No. 4077

**No. 4077**

To replace Door Locks on Late Models Plymouth, Dodge, Chrysler, De Soto, Graham-Paige and Studebaker cars.

**Material:** Die cast shell and plug.

**Finish:** Polished nickel plated.

**Mechanism:** 4 pin tumbler.

**Keys:** 2, nickel silver, No. 1054JK.

**Key Changes:** 1500.


**Length:** 3¼ in. overall.

Above locks are packed in individual envelopes illustrating exact notch at which bar is to be cut off for different car models.



FOR POPULAR CARS

P  
I  
L  
L  
A  
R  
  
L  
O  
C  
K  
S

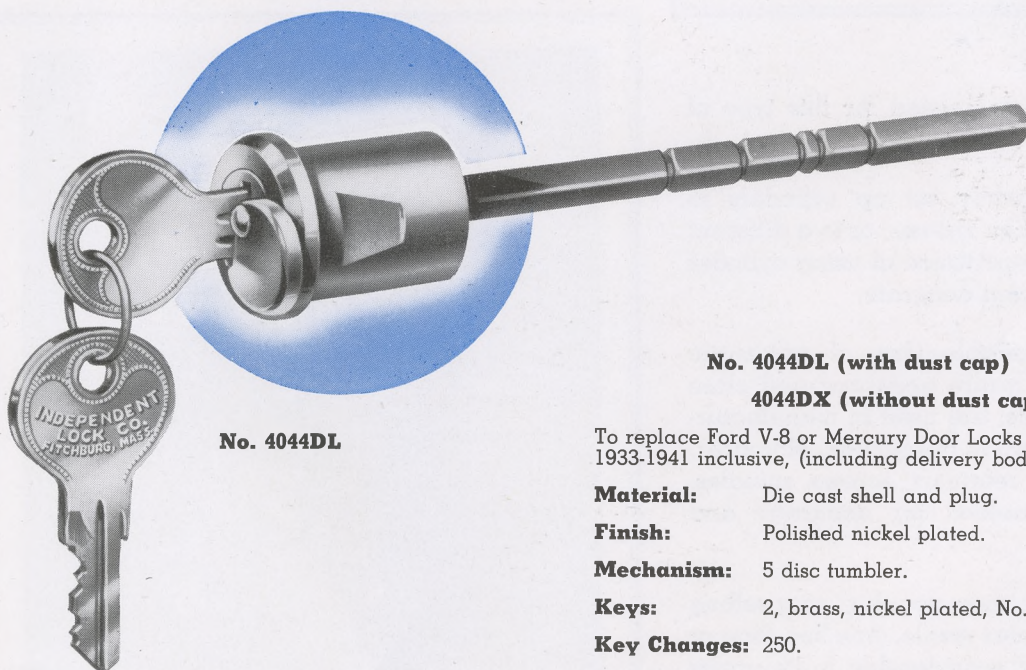


No. 4044DA

No. 4044DA

To replace Ford V-8 or Mercury Door Locks on all Models, 1933-1941 inclusive, (except delivery bodies).

- Material:** Die cast shell and plug.  
**Finish:** Polished nickel plated.  
**Mechanism:** 5 disc tumbler.  
**Keys:** 2, brass, nickel plated, No. 01122A.  
**Key Changes:** 250.  
**Length:**  $3\frac{7}{16}$  in. overall.



No. 4044DL

No. 4044DL (with dust cap)  
4044DX (without dust cap)


To replace Ford V-8 or Mercury Door Locks on all Models, 1933-1941 inclusive, (including delivery bodies).

- Material:** Die cast shell and plug.  
**Finish:** Polished nickel plated.  
**Mechanism:** 5 disc tumbler.  
**Keys:** 2, brass, nickel plated, No. 01122A.  
**Key Changes:** 250.  
**Length:**  $4\frac{9}{16}$  in. overall.

Above locks are packed in individual envelopes illustrating exact notch at which bar is to be cut off for different car models.



## **INTRODUCTION**



From the ancient days of the Egyptians and the days of the Roman Empire, down through the ages to the present time, the Locksmith has been essential and instrumental in the security and well being of his fellow man. The Locksmith of today has a tradition of trust, responsibility and public service to uphold. His is a vocation — a craft — and the tools, instruments, and supplies he uses must, of necessity, be in keeping with the high standards of his profession.


Today there are numerous types and makes of locks and lock cylinders in use which require occasional maintenance and repair due to natural wear. To carry a complete line of replacement parts for all of these locks would entail a greater investment than is warranted for the average dealer. Therefore, the Locksmith Supplies described and illustrated on the following pages include the parts, tools and materials used most frequently and constantly in lock repairing and servicing. The items shown are more or less universal in character to suit locks of various makes. These items represent the

basic, important materials needed for this type of work.

Locksmiths who frequently set up cylinders to master keyed or keyed alike systems, or to a different key change, know the importance of using cylinder pins which are 100 per cent accurate.

Only the most dependable type of automatic screw machines, which insure accuracy and close micrometer measurements, are used in manufacturing the cylinder pins shown in this section. Moreover, all of our springs, discs, retainers, screws, spindles, strikes, etc., are guaranteed for accuracy and workmanship.

In this section, also, we show popular, easy selling supplies for over-the-counter resale. Any key shop or hardware store can add considerably to its profits without any extra effort, merely by displaying prominently on counter or wall space such accessories as key chains, key cases, key rings, key tags, graphite guns for home use, and similar products.





## KEY CHAINS

EXTRA SALES — WITH THESE ATTRACTIVE DISPLAY CARDS



No. 55KC



No. 61KC




No. 77KC


Key customers are key chain prospects. These cards displayed on counters or in show windows will automatically produce profitable key chain sales.

No.	Chains per Card	Length	Material	Finish	Card Size	Weight per Dozen Cards
55KC	1 doz.	5 1/4 in.	Nickel Silver	Bright	7 3/4 x 5 1/4 in.	2 lbs.
61KC	2 "	5 1/4 "	" "	"	10 x 7 3/4 "	4 1/4 "
77KC	1 "	4 1/2 "	Brass, N. P.	"	7 3/4 x 5 1/4 "	2 "

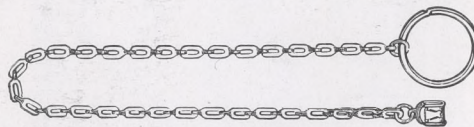
## KEY CHAINS AND RINGS POPULAR TROUSER POCKET STYLE PACKED ON ATTRACTIVE INDIVIDUAL CARDS



No. 63KC



No. 40KC



No. 51KC

No.	Length, Overall	Material	Finish	Packing	Weight per Dozen
63KC	17 in.	Steel, N. P.	Bright	1 on a card	10 ounces
40KC	17 1/2 "	Nickel Silver	"	1 " " "	10 "
51KC	17 1/2 "	Brass, N. P.	"	1 " " "	10 "

KEY CHAINS



**KEY CASES**

**DOUBLE SCREW STYLE — SEPARATES KEYS FOR EASY SELECTION**

**FIRST QUALITY  
GENUINE LEATHER**

**HOLDS 6 KEYS**

**ASSORTED  
FINISHES**



**INDIVIDUAL  
CELLOPHANE  
PACKAGES**

**THE DISPLAY DOES  
THE SELLING**

**No. 65KC**

No.	Key Cases per Display	Card Size	Weight per Card
<b>65KC</b>	1 Dozen	12 in. x 10 in.	½ lb.

**KEY RINGS**

**BEST GRADE  
SPRING TEMPERED  
STEEL**


**POLISHED NICKEL  
FINISH**

**SPLIT TYPE**

**4 POPULAR  
SIZES**

No.	Size	Wt. per Carton
<b>7052A</b>	¾ in. Dia.	¾ lbs.
<b>7052B</b>	7/8 " "	1 " "
<b>7052C</b>	1 " "	1 ¼ " "
<b>7052D</b>	1 ¼ " "	2 ¼ " "

Rings only, packed in 1 gross cartons.



**ASSORTMENT  
ON  
ATTRACTIVE  
EASEL DISPLAY  
CARD**

**6 in. x 9 in.  
TWO COLORS**

**DISPLAY  
No. 7052**

Includes card and one dozen assorted rings as shown.

Packed 3 displays in a package.


Weight — 7 oz. per package.

**No. 7052**




KEY TAGS AND RINGS

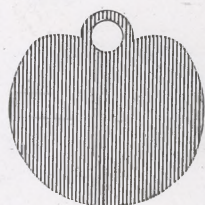
(Illustrations are actual size)




No. 7001, Brass, .030 in. Thick  
72 Tags per lb.



No. 7002, Brass, .025 in. Thick  
115 Tags per lb.




No. 7004, Brass, .025 in. Thick  
165 Tags per lb.




No. 7008, Brass, .065 in. Thick  
19 Tags per lb.


No. 7008L, Brass, .045 in. Thick  
25 Tags per lb.




No. 7000A, Nickel Silver  
Embossed  
3 doz. per box



No. 7000B, Nickel Silver  
Embossed  
3 doz. per box

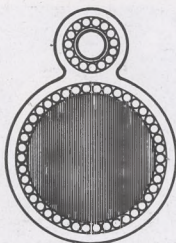


No. 7000SB, Nickel Silver  
Embossed  
Reverse side same as No. 7000B  
3 doz. per box

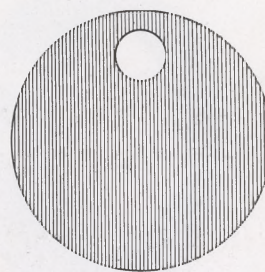


No. 7000E, Nickel Silver  
Embossed

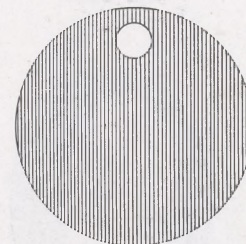
No. 7000P, Nickel Silver Plain  
3 doz. per box



No. 7009, Brass, .050 in. Thick  
Embossed  
97 Tags per lb.

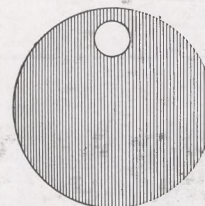


No. 7011, Brass, .060 in. Thick  
38 Tags per lb.



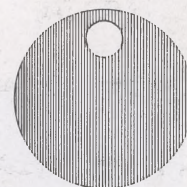
No. 7007, Brass, .045 in. Thick  
60 Tags per lb.

No. 7007H, Brass, .070 in. Thick  
34 Tags per lb.



No. 7006, Brass, .065 in. Thick  
53 Tags per lb.

No. 7006L, Brass, .050 in. Thick  
73 Tags per lb.



No. 7005, Brass, .065 in. Thick  
71 Tags per lb.


No. 7005L, Brass, .040 in. Thick  
115 Tags per lb.




No. 7051, Spring Steel, Coppered  
One gross per box.




**CYLINDER RINGS**




**No. 4057**




**No. 43S**



**No. 44**



**No. 40 3/4**



**No. 47**




**No. 45  
45H**

(Illustrations actual size)


No.	Type	Material	Finish	Opening	Projection
4057	Adjustable	Brass	Dull Brass	1 5/32 in.	5/16 in. to 3/8 in.
43S	Recessed	"	Polished Brass	1 3/16 "	3/8 in.
44	Flush	"	"	1 3/16 "	5/32 "
40 3/4	Plain	"	Dull Brass	1 3/16 "	1/4 "
47	"	"	"	1 3/16 "	1/8 "
45	"	"	Polished Nickel	3/4 "	1/16 "
45H	"	"	Polished Chromium	3/4 "	3/32 "

**REPLACEMENT BACKPLATES**


FOR STANDARD NIGHT LATCHES



**No. 3 1/2**



**No. 7 3/4**




**No. 4 3/4**

Wrought steel. Illustrations actual size.




## REPLACEMENT STRIKES


(Illustrations full size)



**No. 1 3/4**  
Type of No. 2




**No. 2 3/4 (Flat)**




**No. 8 1/4**  
Universal Type

### DESCRIPTION


No.	Material	Finish	Height	Opening Width	Depth
1 3/4	Cast Iron	Black Wrinkle	1 1/8 in.	1 3/16 in.	9/16 in.
2	" "	" "	1 7/8 "	1 3/16 "	1 3/16 "
2 3/4	Steel	" "	1 1/8 "	9/16 "	
8 1/4	Cast Iron	" "	1 1/4 "	3/4 "	9/16 "
8 1/2	" "	" "	1 9/16 "	1 1/16 "	7/16 "
4 1/2	" "	" "	1 1/8 "	1 1/16 "	9/16 "
2 1/2	Steel	Brass Plated	1 5/16 "	1 1/16 "	
6 3/4	Cast Iron	Black Wrinkle	1 1/4 "	3/4 "	9/16 "
3 1/4	Steel	Brass Plated	1 1/2 "	3/4 "	



**No. 8 1/2**



**No. 4 1/2**



**No. 2 1/2**



**No. 6 3/4**




**No. 3 1/4**

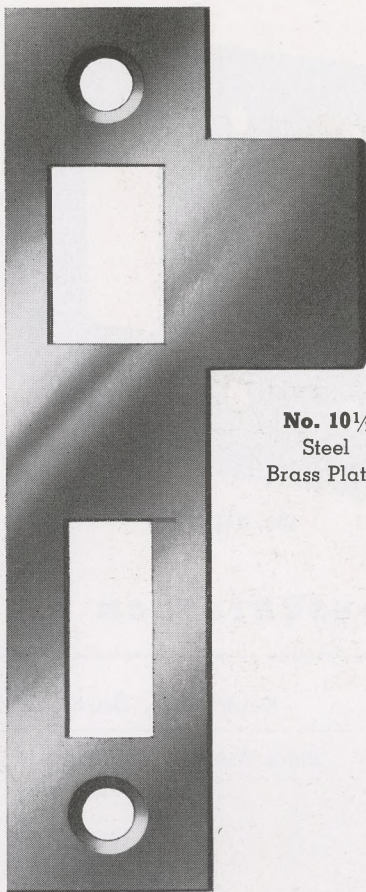





**REPLACEMENT STRIKES**  
(Illustrations full size)



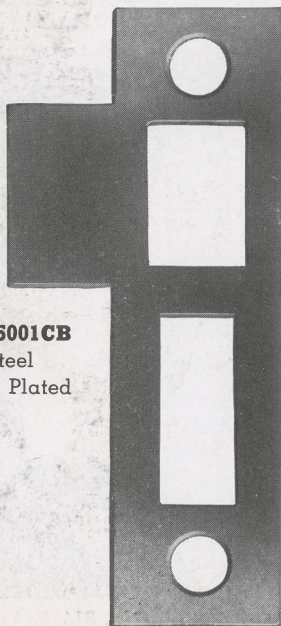
**No. 10<sup>3</sup>/<sub>4</sub>**  
Brass




**No. 10<sup>1</sup>/<sub>2</sub>**  
Steel  
Brass Plated




**No. 5001L**  
Steel  
Brass Plated



**No. 5001CB**  
Steel  
Brass Plated




**No. 10**  
Brass




**No. 5001BP**  
Steel  
Brass Plated




**REPLACEMENT STRIKES**




**No. 9 1/4**  
Cast Bronze  
Satin Finish



**No. 5 1/4 D**  
Die Cast  
Satin Bronze Finish




**No. 4 1/4**  
Brass  
Bright Finish




**No. 7 1/4**  
Brass  
Bright Finish

**REPLACEMENT THUMBPIECE**




**No. 903**  
Forged Brass




**No. 904**  
Steel  
(Complete with Pin)


**REPLACEMENT HUBS**



**No. 900**  
Split type — Forged Brass



**No. 902**  
Cast Bronze



**No. 901**  
Die Cast



**STEEL**


**STRAIGHT TYPE**



Tapped holes both ends

No.	Size	Length
5025	9/32 in. Square	3 1/4 in.
269	9/32 " "	4 "
5025C	9/32 " "	4 1/2 "
5025D	9/32 " "	5 1/4 "
5025E	3/8 " "	5 1/4 "


**STRAIGHT TYPE**



Tapped holes one end, other end threaded

No.	Size	Length
5028A	9/32 in. Grooved	3 1/2 in.
278A	9/32 " "	4 1/4 "
279	3/8 " "	5 1/4 "

**STRAIGHT TYPE**



Threaded both ends

No.	Size	Length
5028	9/32 in. Grooved	3 1/4 in.
276	9/32 " "	3 5/8 "
276A	9/32 " "	4 1/2 "

**SWIVEL TYPE**



Tapped holes both ends

No.	Size	Length
270	9/32 in. Square	4 1/2 in.
5026B	9/32 " "	5 1/4 "
271	3/8 " "	5 "

**SWIVEL TYPE**



Tapped holes one end, other end threaded

No.	Size	Length
278 1/2	9/32 in. Grooved	4 1/2 in.
5030	9/32 " "	5 1/4 "
279 1/2	3/8 " Grooved	5 "


**SWIVEL TYPE**



Threaded both ends

No.	Size	Length
276 1/2	9/32 in. Grooved	4 1/2 in.
287	9/32 " Square	5 1/4 "
277 1/2	3/8 " Grooved	5 "

**SWIVEL TYPE**



Tapped holes both ends

No.	Size	Length
291	3/8 in. Center — 9/32 in. Ends	4 1/2 in.

**SWIVEL TYPE**



Tapped holes one end, other end threaded

No.	Size	Length
292	3/8 in. Center — 9/32 in. Ends	4 1/2 in.

**SWIVEL TYPE**



Threaded both ends


No.	Size	Length
293	3/8 in. Center — 9/32 in. Ends	4 1/2 in.

All holes are tapped for standard knob screw, 9-24. All threaded spindles 9/32 in. size have 18 threads per inch. All threaded spindles 3/8 in. size have 16 threads per inch.



**STEEL**

**SPLIT TYPE**



Four tapped holes

No.	Size	Length
<b>273</b>	$\frac{9}{32}$ in. square	2½ in.
<b>273A</b>	$\frac{9}{32}$ " " "	3¼ "

**SPLIT TYPE**



Threaded end

No.	Size	Length
<b>296</b>	$\frac{9}{32}$ in. square	2½ in.
<b>296A</b>	$\frac{9}{32}$ " " "	3¼ "

**UNIVERSAL TYPE SPINDLES**


Tapped holes both ends and threaded both ends. For all standard installations.

**STRAIGHT TYPE**



No.	Size	Length
<b>U280</b>	$\frac{9}{32}$ in. Grooved	3¼ in.
<b>U280A</b>	$\frac{9}{32}$ " " "	4½ "


**SWIVEL TYPE**



No.	Size	Length
<b>U281</b>	$\frac{9}{32}$ in. Grooved	5 in.
<b>U281A</b>	$\frac{3}{8}$ " " "	5 "

**SWIVEL TYPE**

Both center lugs are removable



No.	Size	Length
<b>U282</b>	$\frac{3}{8}$ in. Center— $\frac{9}{32}$ in. ends	5 in.


**SPLIT TYPE**



No.	Size	Length
<b>U283</b>	$\frac{9}{32}$ in. square	3¼ in.

**CLOSET SPINDLES**


For use on inside of closet doors



Four tapped holes

No.	Size	Length
<b>266</b>	$\frac{9}{32}$ in. Square	3½ in.

Wrought steel Rose; cast iron Turn Knob; brass plated.



Threaded end

No.	Size	Length
<b>266GS</b>	$\frac{9}{32}$ in. Grooved	3½ in.

Wrought steel Rose; cast iron Turn Knob; brass plated.

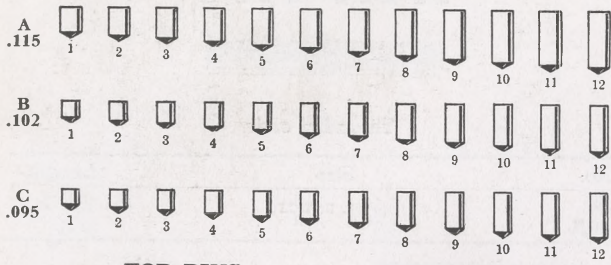
All holes are tapped for standard knob screw, 9-24. All threaded spindles  $\frac{9}{32}$  in. size have 18 threads per inch. All threaded spindles  $\frac{3}{8}$  in. size have 16 threads per inch.



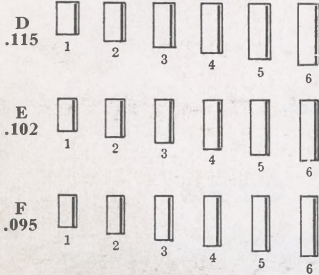
## CYLINDER TUMBLERS

To Fit All Standard Rim and Mortise Cylinders

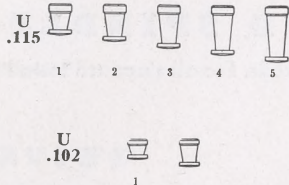
### PIN TUMBLERS BOTTOM PINS




### TOP PINS




### MUSHROOM PINS




### MASTER PINS



### PIN WIRE



### DISC TUMBLERS



#### Brass, Non-Spill Type

Nos. 11 to 14, for ILCO and Yale Locks.  
L1 to L5, for Briggs & Stratton Locks.

### LENGTHS OF PINS

The following chart shows the lengths of cylinder pins illustrated on this page:

A115		B102		C095	
No.	Length	No.	Length	No.	Length
1.....	.166 in.	1.....	.103 in.	1.....	.105 in.
2.....	.181 "	2.....	.118 "	2.....	.120 "
3.....	.196 "	3.....	.133 "	3.....	.135 "
4.....	.211 "	4.....	.148 "	4.....	.150 "
5.....	.226 "	5.....	.163 "	5.....	.165 "
6.....	.241 "	6.....	.178 "	6.....	.180 "
7.....	.256 "	7.....	.193 "	7.....	.195 "
8.....	.271 "	8.....	.208 "	8.....	.210 "
9.....	.286 "	9.....	.223 "	9.....	.225 "
10.....	.301 "	10.....	.238 "	10.....	.240 "
11.....	.316 "	11.....	.253 "	11.....	.255 "
12.....	.332 "	12.....	.268 "	12.....	.270 "

D115		E102		F095	
No.	Length	No.	Length	No.	Length
1.....	.156 in.	1.....	.130 in.	1.....	.130 in.
2.....	.187 "	2.....	.155 "	2.....	.155 "
3.....	.218 "	3.....	.180 "	3.....	.180 "
4.....	.250 "	4.....	.205 "	4.....	.205 "
5.....	.281 "	5.....	.230 "	5.....	.230 "
6.....	.313 "	6.....	.255 "	6.....	.255 "

M115		M102		M095	
No.	Length	No.	Length	No.	Length
1.....	.015 in.	1.....	.015 in.	1.....	.015 in.
2.....	.030 "	2.....	.030 "	2.....	.030 "
3.....	.045 "	3.....	.045 "	3.....	.045 "
4.....	.060 "	4.....	.060 "	4.....	.060 "
5.....	.075 "	5.....	.075 "	5.....	.075 "
6.....	.090 "	6.....	.090 "	6.....	.090 "

U115		U102	
No.	Length	No.	Length
1.....	.157 in.	1.....	.102 in.
2.....	.188 "	2.....	.120 "
3.....	.219 "	3.....	.141 "
4.....	.250 "		
5.....	.281 "		

### PINTAINER



#### No. 40PTA

Pintainer stand, complete with 24 individual containers and 24 gross cylinder pins, as follows:—

- 1 gross each
- A115—1 to 12 inclusive
- D115—1 to 6 inclusive
- M115—1 to 6 inclusive

#### No. 35PT

Pintainer stand, including 24 individual containers, without pins.

#### No. CT80


Individual celluloid container, without pins or stand.

These containers may be purchased with a gross of pins in each container, either assorted or individual numbers. When ordering, prefix the letter "C" before the actual pin number, for example:— 1 only CA115 assorted signifies 1 only CT80 with 1 gross A115 assorted pins.

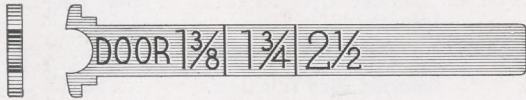


MISCELLANEOUS REPLACEMENT PARTS


NIGHT LATCH CONNECTING BARS




No. 2CB



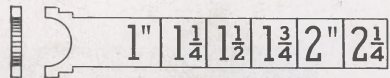
No. 2CD



No. 2CN




No. 3CB




No. 4CB

DOOR CHECK WASHERS

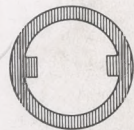


No. 25W



No. 26W

CYLINDER PLUG RETAINERS




No. 18W



No. 18S




No. 19



No. 16

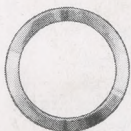


No. 17



No. 15

KNOB WASHERS

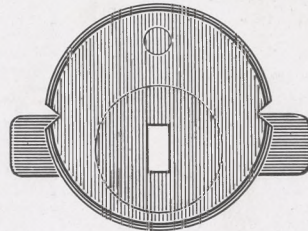


No. 27W

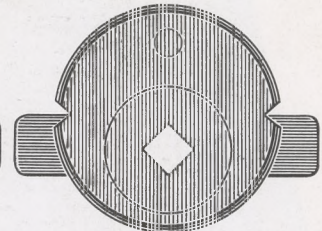


No. 28W

TURN KNOB DISCS




No. 957A




No. 957B


MORTISE CYLINDER LOCKING SCREWS



No. 30 3/4



No. 30 1/2



No. 30

RIM CYLINDER CONNECTING SCREW



No. 25  
(Standard size for ILCO, YALE, etc.)

PADLOCK CHAIN, CLEVIS AND PIN



No. 80PC (Complete)  
Length, 9 in. bronze.

All illustrations are actual size, except No. 80 PC.



**REPAIR PARTS ASSORTMENT**



**No. 110  
LOCKSMITHS' KIT**

Contains the following parts, representing the most frequently used service items for various makes of locks:—

- 7 Gross Assorted Cylinder Pins in celluloid containers.
- 21 1/4 Doz. Assorted Lock and Cylinder Springs.
- 12 " Assorted Disc Tumblers.
- 12 " Assorted Lock, Knob and Cylinder Screws.
- 6 " Key Rings.
- 6 " Assorted Knob Spindle Washers.
- 4 " Assorted Rim and Mortise Cylinder Retainers.
- 4 " Assorted Rim Night Latch Cylinder Connecting Bars.
- 2 5/6 " Assorted Auto Door Replacement Springs.
- 1 2/3 " Assorted Knob Spindles.
- 1 only Graphite Gun.

**No. 110**

A handy, compact assortment of lock repair parts for the locksmith and repair man. Convenient, easily accessible, suitable for bench or outside use. Chart illustrating the complete assortment is included with each kit for convenience in identifying and reordering individual parts.

**Size:** 10 x 13 x 1 1/4 in. high  
**Weight:** 6 lbs.

**GRAPHITE AND GRAPHITE GUNS**



**No. 8008A**

Consists of 1/2 lb. best grade lock and cylinder graphite packed in special metal container with easy-flow spout.



**No. 8009**

Most practical bench gun for locksmith, repair man and mechanic. Made of extra heavy rubber. Refillable. Comes filled with best grade lock graphite.



**No. 8010**

Handy, compact, personal graphite gun. Flexible tube, size 6 1/4 x 1 in. dia., filled with best grade lock graphite. Also suitable for resale.



**No. 8011**

Consists of one dozen flexible graphite guns mounted on attractive 7 x 14 in. six color merchandising display for over-the-counter resale at 10 cents per gun.

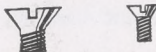
**MISCELLANEOUS SCREWS**

**Headless Knob Screw**      **Knob Screw**      **Cap Screw**



- Glass Knob Screw**  
5/16 x 1/4-32 Headless Brass Plated
- Knob Screws**  
3/8 x 9-24 Brass Plated—Oval Head  
3/8 x 9-24 Blued—Oval Head
- Cap Screws**  
1/4 x 8-32 Blued—Round Head  
5/16 x 8-30 Blued—Flat Head  
3/8 x 8-30 Blued—Flat Head  
3/8 x 8-30 Brass Plated—Flat Head

**Retainer Screws**



- Retainer Screws**  
1/4 x 3-48 Plain—Flat Head  
1/4 x 4-36 Blued—Flat Head  
5/16 x 3-48 Plain—Round Head  
15/64 x 3-48 Plain—Flat Head  
19/64 x 3-48 Plain—Flat Head



**Wood Screws**

- 1 1/4 x 10 Blued—Round Head  
1 1/4 x 10 Brass Plated—Round Head  
1 1/2 x 5 Brass—Flat Head  
5/8 x 5 Brass Plated—Flat Head  
3/4 x 5 Brass Plated—Flat Head  
3/4 x 6 Brass—Flat Head  
1 x 8 Brass Plated—Flat Head

**Wood Screws**

- 1 x 8 Brass—Flat Head  
1 1/4 x 10 Blued—Flat Head  
1 1/4 x 10 Brass Plated—Flat Head  
1 1/4 x 10 Brass—Flat Head  
1 1/2 x 8 Blued—Flat Head  
1 1/2 x 8 Brass Plated—Flat Head  
1 1/2 x 5 Brass Plated—Oval Head  
1 1/2 x 5 Brass—Oval Head



## MISCELLANEOUS SPRINGS

(Illustrations actual size)


All flat wire furnished in 18 in. lengths (approx.)

No.	STEEL SPRING WIRE. (FLAT)	WIDTH	THICKNESS
S 1		$\frac{1}{16}$ "	.015"
S 2		$\frac{1}{16}$ "	.035"
S 2A		$\frac{7}{64}$ "	.025"
S 3		$\frac{1}{8}$ "	.042"
S 3A		$\frac{1}{8}$ "	.020"
S 4		$\frac{3}{16}$ "	.020"
S 4A		$\frac{7}{32}$ "	.035"
S 4B		$\frac{3}{16}$ "	.025"
S 4C		$\frac{3}{16}$ "	.045"
S 5		$\frac{1}{4}$ "	.020"
S 5H		$\frac{1}{4}$ "	.035"
S 6		$\frac{9}{32}$ "	.020"
S 6A		$\frac{9}{32}$ "	.015"
S 7		$\frac{9}{32}$ "	.035"
S 8		$\frac{5}{16}$ "	.020"
S 9		$\frac{7}{16}$ "	.025"

No.	BRASS SPRING WIRE. (FLAT)	WIDTH	THICKNESS
S 12		$\frac{1}{16}$ "	.035"
S 13		$\frac{3}{32}$ "	.035"

No.	PHOSPHOR BRONZE SPRING WIRE. (FLAT)	WIDTH	THICKNESS
S 14		$\frac{1}{4}$ "	.035"
S 15		$\frac{5}{16}$ "	.025"

No.	BRASS SPRING WIRE. (ROUND)	DIA.
S 10		.033"
S 11		.045"



No. 50  
Large Pin Tumbler  
Cylinder Spring



No. 1C




No. 50<sup>1</sup>/<sub>2</sub>  
Small Pin Tumbler  
Cylinder Spring



No. 10SG (Bronze)  
11SG (Steel)




No. 51  
Disc Tumbler  
Cylinder Spring



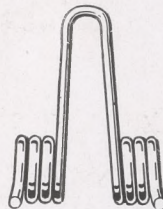
No. 50<sup>1</sup>/<sub>4</sub>  
Night Latch Bolt Spring



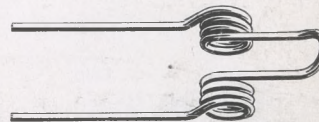
No. 50<sup>3</sup>/<sub>4</sub>  
Night Latch Bolt Spring




No. 51<sup>1</sup>/<sub>4</sub>  
Mortise Latch Bolt Spring



No. 4SG



No. 5SG



No. 7SG  
Deck Lock Spring  
(Legs 1" long)

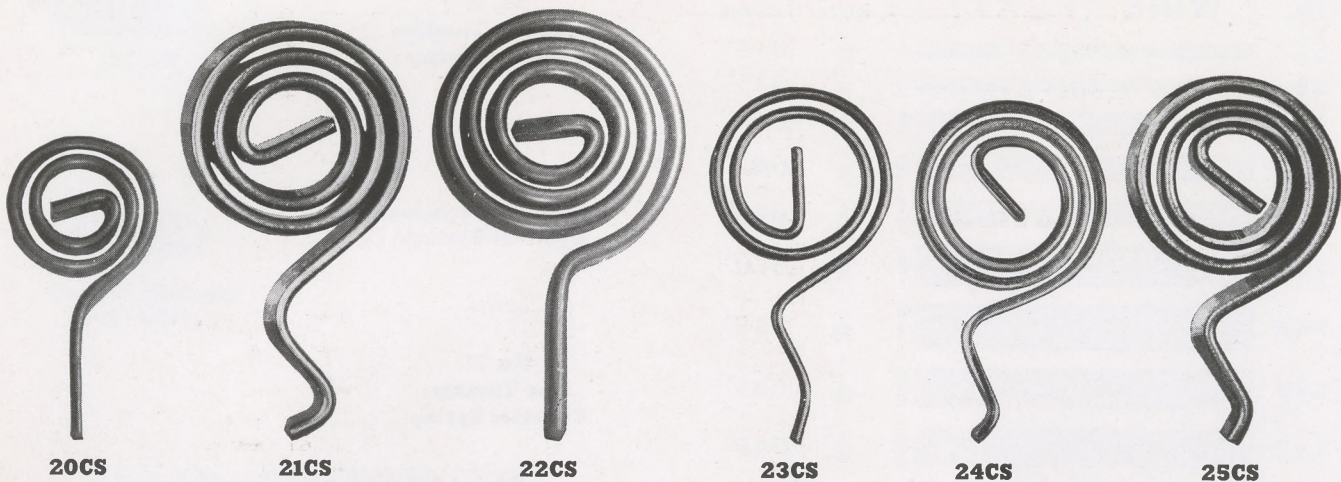




**AUTO DOOR LOCK SPRINGS**

STEEL, COPPER PLATED

(Illustrations actual size)



20CS


21CS

22CS

23CS

24CS

25CS



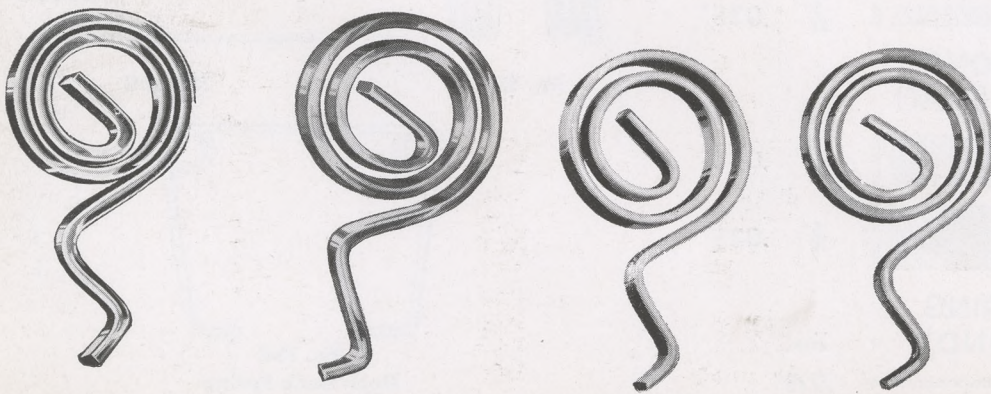
26CS

27CS

28CS

29CS

31CS



32CS

33CS

35CS

39CS



30S  
Remote Control Spring



34S  
Remote Control Spring



## AUTO DOOR LOCK SPRING CHART


Following is a chart of ILCO Auto Door Lock Replacement Springs for use on cars of various models and years, as indicated.

Make of Car	Year	Spring No.	For
Auburn	1929	21CS	Door Latch
	1929-36	33CS	" "
Austin	All	32CS	" "
Buick	1924-34	21CS	" "
	1935-40	27CS	" "
Chandler & Cleveland	1924-29	35CS	" "
Chevrolet	1930-32	21CS	" "
	1933-40	27CS	" "
Chrysler	1932-40	35CS	" "
	1933-40	30S	Remote Control
Chrysler 77 Sedan	1930-31	26CS	Door Latch
	1925-27	32CS	" "
Chrysler Commercial		35CS	" "
DeSoto	1932-40	35CS	" "
	1933-40	30S	Remote Control
	1930-31	26CS	Door Latch
Dodge	1933-40	35CS	" "
	1933-40	30S	Remote Control
	1929	26CS	" "
	1928	26CS	" "
	1924-27	4SG	Door Latch
Essex	1931-32	35CS	" "
	1928-29	24CS	" "
Ford	1931-40	35CS	" "
	1931-40	30S	Remote Control
	1928-31	35CS	Door Latch
	1928-31	5SG	" "
	1924-27	33CS	" "
	1924-27	32CS	" "
Franklin	All Models	27CS	" "
Graham-Paige	1928-30	32CS	" "
Hudson	1934-37	27CS	" "
	1930-34	33CS	" "
	1930-31	35CS	" "
	1929	24CS	" "
Hupmobile	1930	21CS	" "
International Truck	All Models	28CS	" "
Lafayette	1932-34	26CS	" "
La Salle	1924-28	21CS	" "
Marquette	All Models	21CS	" "
Nash	1932-34	26CS	" "
Oakland		26CS	" "
Oldsmobile	1934-40	27CS	" "
Packard	1928-37	27CS	" "
	1926-28	26CS	" "
Plymouth	1933-40	35CS	" "
	1933-40	30S	Remote Control
	1930-31	26CS	" "
	1930-31	35CS	Door Latch
Pontiac	1935-40	27CS	" "
	1933-34	21CS	" "
Reo	All Models	29CS	" "
Studebaker	1932-36	25CS	" "
	1928-32	26CS	" "
	(Dictator Models) 1927-28	24CS	" "
Yellow Taxi		27CS	" "
Willys	1932-35	35CS	" "
	1931-32	33CS	" "
Willys Knight	All Models	29CS	" "

**LOCKSMITH SUPPLIES**



DIE SETS



**No. 8001** (Size  $\frac{3}{32}$  in.)

**8001S** (Size  $\frac{1}{16}$  in.)

Hand cut figures 0 to 9 and letters A to Z.

**No. 8000** (Size  $\frac{3}{32}$  in.)

**8000S** (Size  $\frac{1}{16}$  in.)


Die cut figures 0 to 9 and letters A to Z.

For marking keys, tags, etc.

Finest grade tool steel.

Furnished in a neatly finished hard pine box, for convenience in handling.

HAND STAMPING DIE



**No. 8002**

High grade hardened and tempered tool steel.

For stamping keys, etc., with your personal advertising.

Can be supplied in one, two, or three lines to your specifications.

NUMBERING DIE SET

**No. 8001N**

Hand cut numerals only—0 to 9.

Size  $\frac{3}{32}$  in.

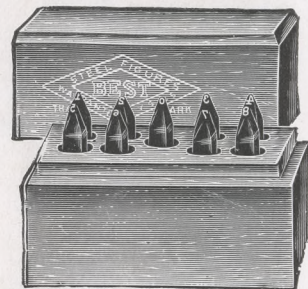
Best grade tool steel.

**No. 8000N**

Die cut numerals only—0 to 9.

Size  $\frac{3}{32}$  in.

Best grade tool steel.



PIN PUNCH




**No. T681** ( $\frac{1}{16}$  in. Point)

**T682** ( $\frac{3}{32}$  in. Point)

**T683** ( $\frac{1}{8}$  in. Point)

Made from a very high grade of round tool steel about four inches long. The centers are knurled and the points and heads are carefully hardened and polished. Blued finish.

FOLLOWING TOOL




**No. 18FT**

Following tool for ILCO rim night latch and mortise cylinders. Fits in slot or projection on plug, and holds top pins in place when plug is removed.



MISCELLANEOUS TOOLS

DRILL GAUGE




**No. 8003**  
For determining size of posts of bit keys.

PIN VISES



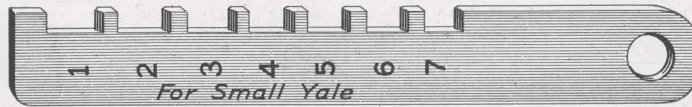
**No. 8005**  
Knurled steel handle. Hardened steel jaws. For holding pins or steel picks. Jaw opening, .040 in.

**No. 8005A**  
Same as No. 8005, except jaw opening .050 to .125 in.



**No. 8006**  
Rubber handle. Hardened steel jaws. Jaw opening .040 in.

DEPTH GAUGES



Useful and accurate gauges for locksmiths and operators of key machines. Measures the depths of cuts VERY ACCURATELY from the bottom of the key to the bottom of cuts. For complete list of available depth gauges, see Catalog of Key Cutting Data (supplied free upon request).

FILES

SWISS PATTERN FINE CUT



Three Square  
4" ... No. 0      5" ... No. 0



Round  
4" ... No. 00      6" ... No. 00  
4" ... No. 2      6" ... No. 2



Warding  
3" ... No. 0-18 Gauge      4" ... No. 1-16 Gauge  
3" ... No. 1-18 Gauge      6" ... No. 00-13 Gauge  
4" ... No. 00-16 Gauge      6" ... No. 0-16 Gauge  
4" ... No. 0-18 Gauge      6" ... No. 0-13 Gauge  
4" ... No. 0-16 Gauge      6" ... No. 1-13 Gauge



Pillar  
4" ... No. 0      6" ... No. 0  
4" ... No. 1      6" ... No. 1



Pippin  
6" ... No. 1  
4" ... No. 1



**Locksmiths' File**  
This file is designed especially for locksmiths for duplicating and dressing down cylinder keys. It is 7" long and has two cutting sides. The angle is 100°, which is just right for general duplicating.

Note:

Gauge	Thickness
No. 18	= .040 in.
No. 16	= .051 in.
No. 13	= .072 in.


**Packed:** One dozen in a box. Made of Highest Grade File Steel. Each file thoroughly examined for shape, cutting qualities, soundness and temper.



**LOCK PICKS**

**No. PS85  
Lock Pick Set**

Consists of five lock picks, one broken key extractor, and one tension wrench, packed in neat genuine leather case, as illustrated.



**No. LP11 Disc Tumbler riffle pick**



**No. LP12 Disc Tumbler one tooth pick**



**No. LP13 Disc Tumbler two tooth pick**




**No. LP14 Pin Tumbler short curve pick**




**No. LP15 Pin Tumbler long curve pick**



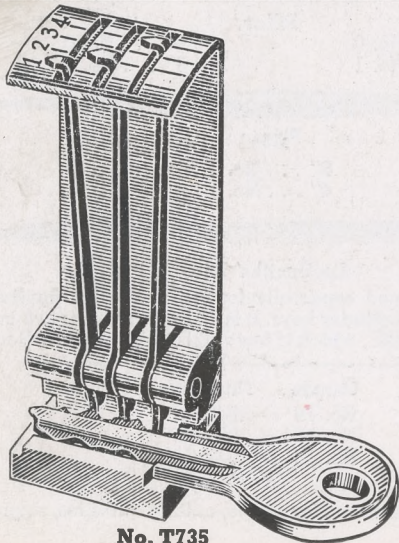
**No. KE16 Broken key extractor**



**No. TW17 Tension Wrench**



**Leather Case**



**No. T735**

**DECODER AND KEY TESTING GAUGE**

**No. T735**

For all Briggs & Stratton Double-Bitted Keys

A very useful instrument with which to decode or test combinations of the double-bitted Briggs & Stratton keys. These keys must be very accurately cut in order to operate the lock. This instrument is extremely valuable to locksmiths for checking keys to find if they are correctly cut to the proper depths.

Keys without a "number" can be decoded with this device and then cut by code in the usual manner.

This decoder will only register the combinations in the exact place where the levers rest on the key. It is necessary, therefore, to use pre-cut key blanks, for duplicating or cutting these keys by code. (See page 130.)



## **I N T R O D U C T I O N**

ILCO Key Cutting Machines are designed and built with the needs of the practical locksmith uppermost in mind. Simplicity and accuracy are the keynotes which are stressed throughout the entire line. Professional locksmiths and key cutters prefer ILCO Key Cutting Machines because of these important qualities, also because these key cutting machines are extremely rugged and will withstand continuous service for an indefinite period with a minimum of maintenance.

The following basic principles are incorporated in all ILCO Key Cutting Machines and the descriptions of the individual models which follow merely point out the special features contained in each machine, in order to assist the buyer in selecting the machines which suit his particular requirements.

A patented feature of all ILCO Key Cutting Machines is the sliding carriage, which moves right or left, forward or backward, traveling always in a horizontal plane. This insures uniformity and accuracy of cuts at all depths.

All cylinder key clamps have an offset shoulder for gripping firmly the head or bow of the key. This represents an extra factor of safety and accuracy, regardless of the shape of the key or key section.

All key clamp thumb screws are extra large and rugged for greater leverage and positive gripping of the key in the clamp.

The sample key and blank are positioned accurately in the clamp or vise by means of a spring gauge, which automatically springs clear of the key and cutter when released.

The adjustment of the key guides or copying dogs is extremely simple.

The oil cups have an extra large reservoir and are designed to insure a steady, even lubrication of the bearings as long as any oil remains in the cup.

All cutters are made by well known cutter manufacturers and are especially designed and built for ILCO Key Cutting Machines to insure long wear, free cutting, and accuracy. The circular file cutters are designed to make it possible to perform cuts close to the shoulder of the key.

All machines include as standard equipment a removable block, which supports the key in the clamp. This block is constructed to hold the vast majority of key shapes, whether wide or narrow, thick or thin. (Special shaped blocks are available for cutting accurately double bitted keys, bent or offset keys, and various odd shaped keys.)


All machines are finished in attractive battleship gray wrinkle enamel with nickel plated trimmings, suitable for window or counter operation.

All screws are in plain sight and readily accessible. There are no complicated parts to get out of order or adjustment. There are very few moving parts, thus insuring long, continuous, dependable service.

All machines are designed for use with any standard type electric motor  $\frac{1}{8}$  to  $\frac{1}{4}$  horsepower, 1750 to 1800 r.p.m., with  $1\frac{1}{8}$  to  $1\frac{1}{4}$  inch pulley.



THE IMPROVED AMERICAN



No. 175IA  
(Patented)

For Duplicating Flat Steel and Cylinder Keys

The Improved American Key Cutting Machine is used extensively in busy shops where it is set up for duplicating one particular type of key and where a complete battery of key machines is lined up for different types of work. It is more widely used as the only duplicating machine in smaller shops, where the volume of business is not excessive, permitting occasional changes of cutters from cylinder type to flat type key and vice versa, and in localities where the demand for bit keys is limited.

This machine is capable of cutting automobile keys and keys for many other types of locks by code or number, by means of Depth Keys and Key Cutting Data (extra equipment).

Standard equipment includes:

**No. 5RF** — Rotary File Cylinder Key Duplicator.

**No. 3FS** — Carbon Steel Slotting Cutter, .055 in. thick.

Equipped with bronze bearings — reversible block to accommodate narrow keys of the letter box type — automatic carriage stop to prevent damage to key, machine, or gauges.


**Bench Space:** 7 x 11½ in.

**Shipping Weight:** 35 lbs.

Note: Motor not included unless ordered extra. Specify voltage and alternating or direct current when ordering motor.



## THE IMPROVED DUPLEX



**No. 177ID**  
(Patented)

### For General Key Duplicating

The Improved Duplex Key Cutting Machine will duplicate accurately cylinder keys, flat steel keys, and the lever cuts of bit keys, without the necessity of changing cutters.

This machine is used extensively in shops which make all kinds of cylinder and flat keys, also some simple bit keys, and the machine is always set up for all of these types.

Some of the special features of the Improved Duplex are as follows:

- Separate sets of clamps for different types of keys.
- Bit key clamps are grooved to receive stems of various sizes.
- Both cylinder key clamps and flat steel key clamps have reversible blocks to accommodate narrow keys.
- Adjustable rest for supporting large bit keys.
- Automatic carriage stops prevent damage to key, machine, or gauges.

Finest quality ball bearings guarantee perfect alignment of cutters indefinitely and eliminate necessity of frequent oiling.

This machine is capable of cutting automobile keys and keys for many other kinds of locks by code or number, by means of Depth Keys and Key Cutting Data (extra equipment).

Standard equipment includes:

- No. 5RF** — Rotary File Cylinder Key Duplicator.
- No. 3FSHS** — High Speed Steel Slotting Cutter, .055 in. thick.


**Bench Space:** 7 x 22¼ in.  
**Shipping Weight:** 50 lbs.

Note: Motor not included unless ordered extra. Specify voltage and alternating or direct current when ordering motor.





**THE UNIVERSAL**



**Nos. 178U, 178UA, 178UB**  
(Patented)

**For Cutting Keys by Code**

The Universal Code Key Cutting Machine will cut keys accurately and simply by number, or code, without the use of samples, masters, patterns, guide keys or depth keys of any kind.

This is the machine which has revolutionized key cutting by bringing to the key cutting shop modern factory methods for producing quickly and accurately keys cut by code which are entirely dependable and reliable.

This extremely simple system of key cutting employs perforated discs in sets of two: one for controlling space positions of cuts, and one for controlling depth positions. Each different make or type of lock has its corresponding pair of discs.

The Universal machine is used almost universally for cutting automobile keys by number, and also keys for various other types of locks for which factory codes are available, such as padlocks, cylinder locks, trunk locks, cabinet locks, etc. In addition, the Universal machine offers the only dependable way to cut keys for a complete new master keyed system, or for accurately fitting keys under an old existing system.

Unique features of The Universal machine include:

A specially designed cutter for all makes of cylinder keys.  
Mechanical carriage feed, whereby the accuracy of cutting is not dependent upon hand pressure.

Fixed setting of carriage and cutter which remains automatically adjusted and which requires no individual adjustment for accuracy, yet which can be easily changed as required at rare intervals to suit a new or resharpened cutter.

No complicated or moving parts that require readjustment or expert attention.

Production capacity of 200 keys or more per hour, depending upon skill of operator.

Extremely simple method of operation.

Solid steel spacing and depth discs, cadmium plated to prevent rusting, each disc plainly marked and slotted for quick insertion into position.

**Bench Space:** 7 x 11½ in.

Note: Motor not included unless ordered extra. Specify voltage and alternating or direct current when ordering motor.

(See next page)



## THE UNIVERSAL

### EQUIPMENT REGULARLY SUPPLIED WITH THE UNIVERSAL CODE KEY CUTTING MACHINES

**No. 178U:** Universal Machine with No. 8UC cutter; no codes or discs.

**Shipping Weight:** 38 lbs.

**No. 178UA:** Universal Machine with No. 8UC cutter, also all discs and codes included in Groups 5, 7, 7N, 9, 10, 32, 32N, 33, 34 and 36, also special blocks Nos. 22B, 33N and 34B. (This equipment covers the most recent automobile codes, approximately 100 different code series, ranging from 1930 cars up to and including the latest car models.)

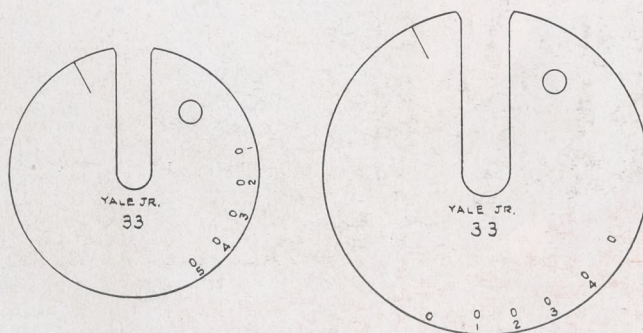
**Shipping Weight:** 41 lbs.

**No. 178UB:** Universal Machine with Nos. 8UC, 3FS-HS, and DSL cutters, also complete with all discs and codes, Groups 1 to 36, inclusive, also special blocks Nos. 22B, 33N, and 34B. (This equipment is very comprehensive and includes many older code series for automobiles and other types of locks as well as recent codes, also discs for various popular makes of cylinder locks.)

**Shipping Weight:** 45 lbs.

### Discs for Universal Code Machine

Illustrations Half Size



**SPACING DISC**

**DEPTH DISC**

#### LIST OF DISCS

Description	Nos.	Description	Nos.
Regular Small Yale.....	1	Butters.....	19
Corbin, Large.....	2A	Crown.....	20
Corbin.....	2B	Independent (Challenger Padlock).....	21
Corbin.....	2C	Hurd (T Series).....	22
Master Padlock.....	2D	Hurd (FB, FC, or FU Series).....	32
Eagle.....	3	Hurd (FD, FH or FJ Series) (Depth Disc only).....	32N
Eagle, Large.....	3A	Yale Jr. (Offset Type).....	33
Sargent.....	4	Briggs & Stratton (Double-sided Keys).....	34G
Sargent, Large.....	4A	Yale Jr. (AP Series).....	35
Russwin.....	6	Briggs & Stratton (General Motors from 1935 on).....	36
Segal & Russwin, Large.....	6A		
Russwin "R" Series.....	6B		
New Yale.....	7	Lockwood, Large.....	
Yale (Depth Disc only).....	7N	Lockwood, Small.....	
Miller.....	9	Independent, Large.....	
Small Yale (PX Series).....	9A	Independent, Small.....	
Briggs & Stratton.....	5 & 10	Barrows.....	
Large Yale.....	11	Reading.....	
Yale Padlock.....	12 & 12A	Schlage.....	
D. S. L.....	17		


Each set consists of One Spacing Disc and One Depth Disc.

Discs can also be supplied blank — with no holes.

**KEY  
CUTTING  
MACHINES**




**THE IMPROVED MINUTE**




**No. 1791M**  
(Patented)




**KEY  
MACHINE  
CUTTERS**



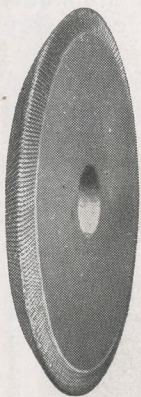
**No. 1FS  
2FS**




**No. 3FS-HS, 3FS, 7FS  
10FS, 13FS-HS, 13FS, 15FS-HS, DSL**




**No. 5MC  
6MC (Reverse  
Rotation)**



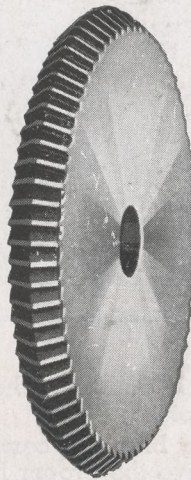
**No. 4RF  
5RF  
6RF (Reverse  
Rotation)**




**No. 8UC**



**No. 9S**



**No. 11C**



**No. 12MS**



**No. 16C**

No.	Style	Type	Diameter	Thickness	Diameter Hole	Used For
<b>1FS</b>	Slotter	Carbon Steel	2 in.	.034 in.	$\frac{3}{8}$ in.	Old Type American and Duplex Key Machines
<b>2FS</b>	Slotter	Carbon Steel	2 "	.057 "	$\frac{3}{8}$ "	Old Type American and Duplex Key Machines
<b>3FS-HS</b>	Slotter	High Speed Steel	$2\frac{1}{2}$ "	.055 "	$\frac{3}{8}$ "	Improved Duplex, Universal and Improved Minute
<b>3FS</b>	Slotter	Carbon Steel	$2\frac{1}{2}$ "	.055 "	$\frac{3}{8}$ "	Improved American
<b>4RF</b>	Rotary File	Steel	2 "	.187 "	$\frac{3}{8}$ "	Old Type American and Duplex
<b>5RF</b>	Rotary File	Steel	$2\frac{3}{8}$ "	.187 "	$\frac{3}{8}$ "	Improved American and Improved Duplex
<b>5MC</b>	Milling Cutter	72 Teeth	$2\frac{3}{8}$ "	.187 "	$\frac{3}{8}$ "	Improved American and Improved Duplex
<b>6RF</b>	Rotary File	Steel	$2\frac{3}{8}$ "	.187 "	$\frac{3}{8}$ "	Improved Minute Key Machine
<b>6MC</b>	Milling Cutter	72 Teeth	$2\frac{3}{8}$ "	.187 "	$\frac{3}{8}$ "	Improved Minute Key Machine
<b>7FS</b>	Slotter	High Speed Steel	$2\frac{1}{2}$ "	.040 "	$\frac{3}{8}$ "	For ILCO Key Cutting Machines
<b>8UC</b>	Milling Cutter	72 Teeth-100° angle	$2\frac{3}{8}$ "	.272 "	$\frac{3}{8}$ "	Universal Machine
<b>9S</b>	Milling Cutter	90 Teeth-90° angle	$2\frac{1}{4}$ "	.190 "	$\frac{9}{16}$ "	Replacement for Segal Key Machine
<b>10FS</b>	Slotter	High Speed Steel	$2\frac{1}{2}$ "	.030 "	$\frac{3}{8}$ "	For ILCO Key Cutting Machines
<b>11C</b>	Milling Cutter	72 Teeth-90° angle	$2\frac{3}{8}$ "	.272 "	$\frac{3}{8}$ "	Special Duplicating Cutter for ILCO Machines
<b>12MS</b>	Ward Cutter	High Speed Steel	$1\frac{1}{4}$ "	.062 "		Improved Minute Key Machine
<b>13FS-HS</b>	Slotter	High Speed Steel	$2\frac{1}{4}$ "	.045 "	$\frac{7}{16}$ "	Replacement for Segal Key Machine
<b>13FS</b>	Slotter	Carbon Steel	$2\frac{1}{4}$ "	.045 "	$\frac{7}{16}$ "	Replacement for Segal Key Machine
<b>15FS-HS</b>	Slotter	High Speed Steel	$2\frac{1}{2}$ "	.045 "	$\frac{3}{8}$ "	For ILCO Key Cutting Machines
<b>16C</b>	End Mill	High Speed Steel	$\frac{3}{16}$ "			No. 181D Tubular Machine
<b>DSL</b>	Slotter	Carbon Steel	$2\frac{3}{8}$ "	.065 "	$\frac{3}{8}$ "	Universal Machine

**KEY**

**BLANKS**



## A KEY TO MORE PROFITS



Your future business depends on the good will you create today. It is a well established fact that the cost of a key blank is a very small percentage of the price obtained for the finished cut key, and yet the key blank itself is probably the most important element in any key cutting business.


The impression you make on a customer depends largely upon your selection of a source of supply for key blanks. He is favorably impressed when he sees a large assortment of key blanks, bright and uniform in appearance, well displayed at the point of sale. After you have selected the proper key blank readily and without hesitation, and have completed the cut key in just a moment's time, using an up-to-date, professional appearing key cutting machine, he is even more greatly impressed to find that the key fits his lock perfectly. His good will is assured, providing the key does not become inaccurate through wear, lose its pleasing silvery color, or break after very little use.

While he carries the key with him at all times, and uses it every day, he may not give it another thought until he needs more keys, or possibly a lock. Then, if the key has rendered satisfactory, continuous service, the chances are excellent that he will return to the place that has served him well.

Let us review the foregoing and see where ILCO KEY BLANKS fit into the picture: —

First of all, our line of key blanks is complete and comprehensive, and we have the proper blanks for practically every key in common use today. Substantial stocks of every number are maintained at our factory warehouse, branches, and distributing points in all principal cities from coast to coast, for prompt, thorough, and intelligent service at minimum shipping expense. Our key boards are available for attractive merchandising and fast service. We have standardized on 12% nickel silver cylinder key blanks as offering maximum strength, durability, a most pleasing color, and sparkling finish. Practically all of our cylinder key blanks are neatly embossed with the catalog number for quick reference and identification. The flat steel key blanks are bright nickel plated for rust prevention and permanent finish. The malleable iron key blanks are truly malleable, the result of years of experience in iron analysis, melting, pouring, and annealing, and are unusually free cutting and ductile. All ILCO key blanks are extremely accurate to size and shape, and fully dependable for producing satisfactory duplicate keys.

Build a reputation for reliability and dependable service on a firm foundation, using ILCO key blanks.



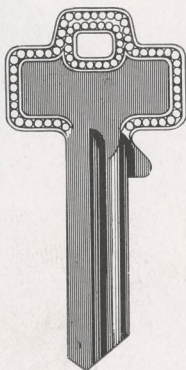


**NICKEL SILVER**

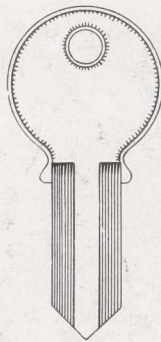
**CYLINDER  
KEY  
BLANKS**



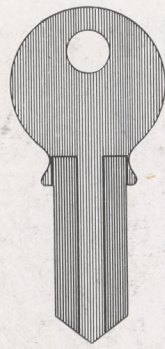
**R1000S**  
For Acme



**1099**  
For Allen

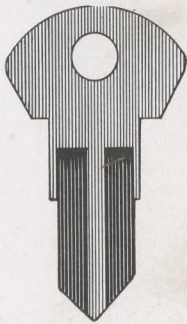


**1041C**

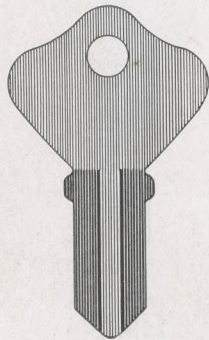


**1041F**

To fit American  
Junkunc Bros.

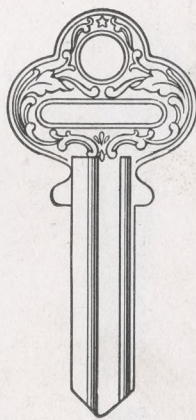


**1041E**




**1041EA**

To fit Baird




**1021**

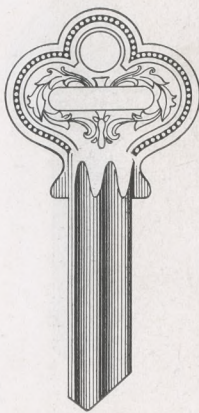


**1021A**


To fit Barrows



**01021A**




**1021B**

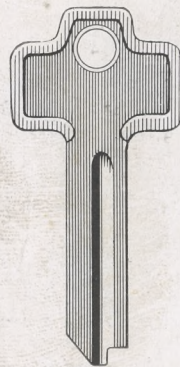


**1021BA**

To fit Barrows

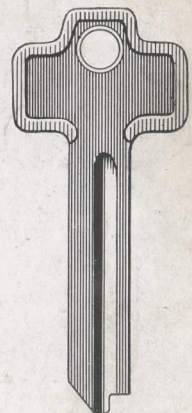


**1113**



**1114**

To fit Best

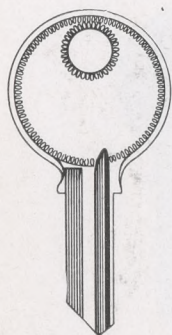


**1114A**

**CYLINDER  
KEY  
BLANKS**



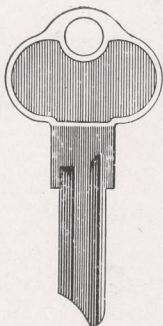
**NICKEL SILVER**



 **1098**




 **F1098**  
For 1931 Ford Ignition




 **C1098A**  
1931 Ford





 **1098B**

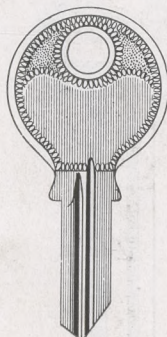



 **1098DB**

To fit Briggs & Stratton Locks




 **H1098DB**




 **S1098DB**



 **H1098DC**



 **1098E**



 **1098L**

To fit Briggs & Stratton Locks



 **H1098L**



 **C1098L**



 **D1098L**



 **H1098LA**



 **01098LA**

General Motors Cars

To fit Briggs & Stratton Locks



CYLINDER  
KEY  
BLANKS

NICKEL SILVER



**S1098LA**



**1098LB**  
All Steel Equip



**1098LC**



**1098LF**




**CM1098**  
Master Key  
Section

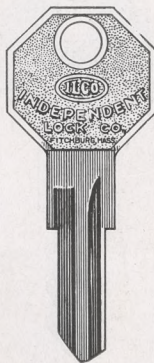
To fit Briggs & Stratton Locks



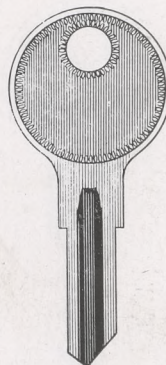
**1098GM**  
Grand Master  
Key Section



**1098X**

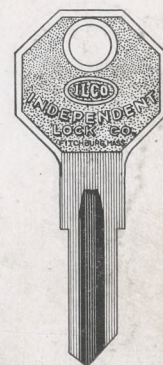


**H1098X**



**1098M**

Master Key Section

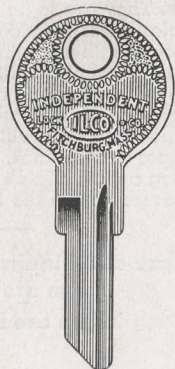


**H1098M**



This Blank  
Takes  
Above Key  
Sections

To fit Briggs & Stratton Locks



**1098MM**



**B1098S**



**L1098S**

To fit Briggs & Stratton Locks




**CYLINDER  
KEY  
BLANKS**

**NICKEL SILVER**



**1198**  
1934 Nash  
1934 Chevrolet



**01198**  
1934 Cadillac  
1934 La Salle  
1934 Oldsmobile



**B1198**  
1934 Buick  
1934 Pontiac



**M1198**  
Master for 1198,  
01198, B1198



**1198A**  
1934 Nash

To fit Briggs & Stratton Locks



**1198B**  
1934 Nash



**1198C**

1934 Chevrolet

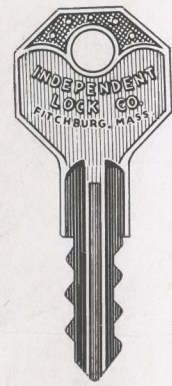


**H1198C**



**B1198C**

1934 Buick  
1934 Pontiac



**HB1198C**

To fit Briggs & Stratton Locks



**01198C**

1934 Cadillac  
1934 LaSalle  
1934 Oldsmobile



**H01198C**



**M1198C**

Master for 1198C,  
01198C, B1198C

To fit Briggs & Stratton Locks

**NOTE:**

These special patented blanks **are not cut keys**. They are to be used the same as regular blanks for duplicating, cutting from code or from depth keys. They will save the Locksmith 80% of his work, and the key can be cut more accurately and in less time. After cutting the special blanks, when compared with the original keys they will not be exactly alike in the pass cut positions, but this is not important as long as they match with the original where the levers rest on the key.

**All pre-cut blanks illustrated on this page are patented.**  
**These are not cut keys.**



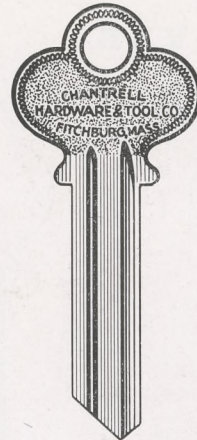
  
1015



  
1015A



  
1015C

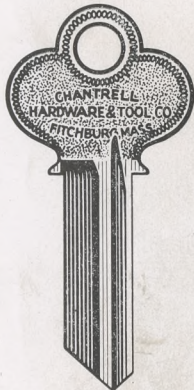


  
A1015C



  
1015CR

To fit Chantrell Locks



  
1015CM



  
1015M

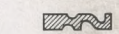


  
A1015M















  
01015M



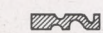
  
01015L to Y

To fit Chantrell Locks

-  L
-  N
-  P
-  Q
-  R
-  S
-  T
-  U
-  V
-  W
-  X
-  Y

These key sections can be furnished on any of the following key blanks:  
1015L to Y  
A1015L to Y  
01015L to Y



  
1015L to Y



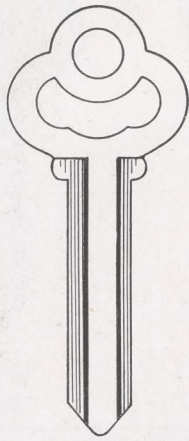
  
A1015L to Y

To fit Chantrell Locks

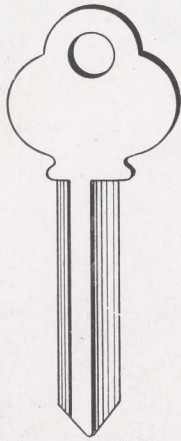
**CYLINDER  
KEY  
BLANKS**



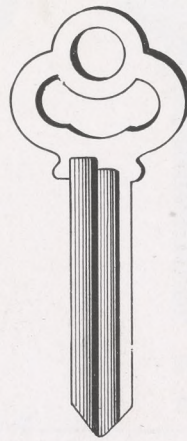
**NICKEL SILVER**



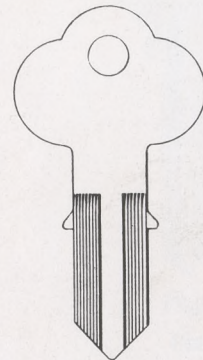
**1024**



**1024A**



**1024B**




**1041D**


To fit Chicago Locks




**1041FE**



**1041FG**




**1041G**




**1041GA**

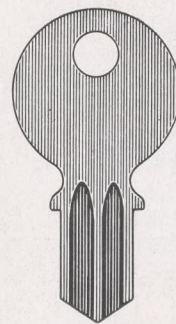
To fit Chicago Locks




**1041GB**



**1041GR**



**1041J**



**1041K**

To fit Chicago Locks




**NICKEL SILVER**

**CYLINDER  
KEY  
BLANKS**



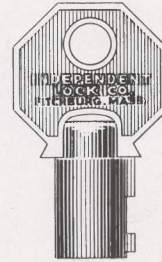
  
**1041L**



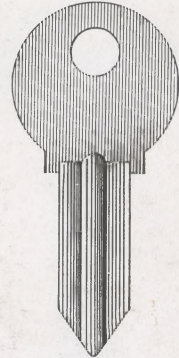
  
**1041N**




  
**1041X**



  
**1137**  
For "Ace" Locks

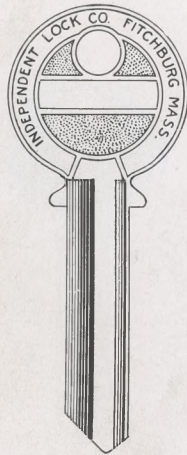


  
**1262A**  
For Clum

To fit Chicago Locks



  
**1023**



  
**1023A**

To fit Clinton Locks



  
**1000**




  
**01000**

To fit Corbin Locks



  
**1000A**



  
**1000AB**



  
**1000B**



  
**1000C**



  
**01000C**



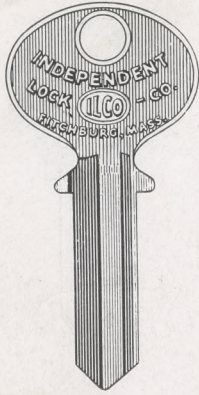
  
**1000D**

To fit Corbin Locks

**CYLINDER  
KEY  
BLANKS**



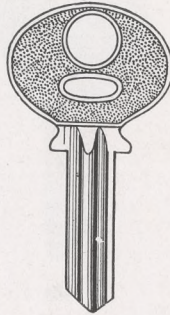
**NICKEL SILVER**



**1000DA**



**R1000DX**



**1000E**



**1000ER**




**1000F**

To fit Corbin Locks



**1000FR**



**1000FX**



**01000F**

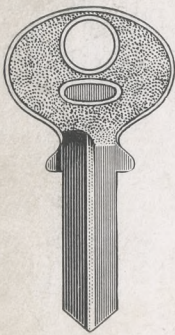


**X1000F**



**1000G**

To fit Corbin Locks



**01000G**



**01000GR**



**1000H**



**01000H**



**1000HL**

To fit Corbin Locks



**NICKEL SILVER**

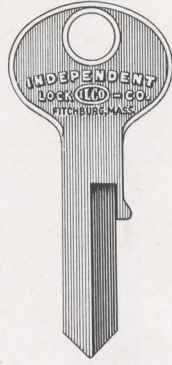
**CYLINDER  
KEY  
BLANKS**



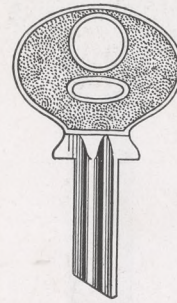
**R1000HL**



**1000HX**



**R1000HX**

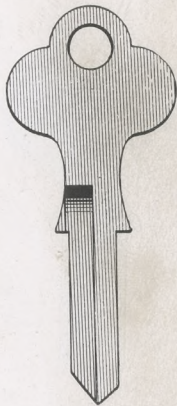


**1000J**



**1000K**

To fit Corbin Locks



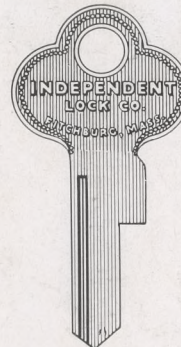
**1000KA**




**1000KB**



**1000KC**



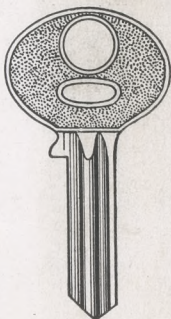
**1000KX**



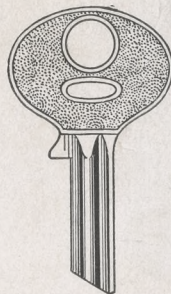
**1000KV**

For Bauer Wheel Lock

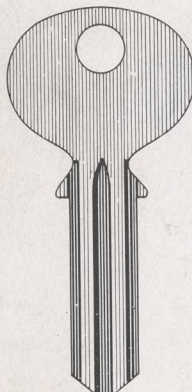
To fit Corbin Locks



**1000M**



**1000N**



**1000S**



**1000T**



**1000V**



**R1000V**

To fit Corbin Locks


**CYLINDER  
KEY  
BLANKS**




**NICKEL SILVER**



 **1001**




 **1001A**



 **1001AB**

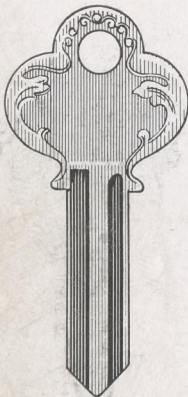


 **1001AC**

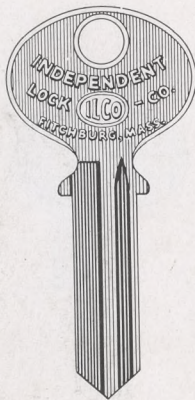


 **1001BA**

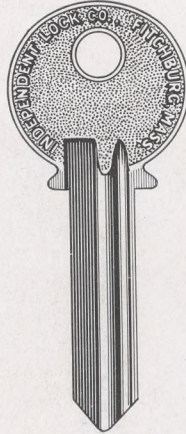
To fit Corbin Locks



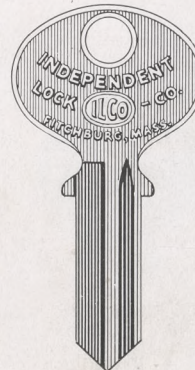
 **1001C**




 **1001D**



 **1001DA**

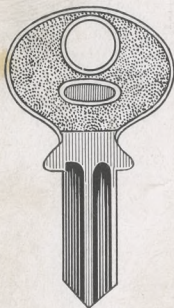


 **1001DB**



 **1001DC**

To fit Corbin Locks



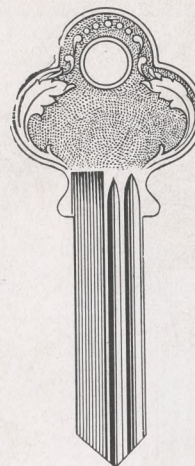
 **1001DS**




 **1001DX**




 **M1001**



 **1001E**



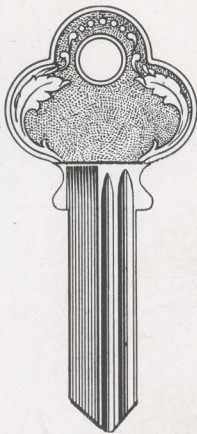
 **M1001E**

To fit Corbin Locks



NICKEL SILVER

CYLINDER KEY BLANKS



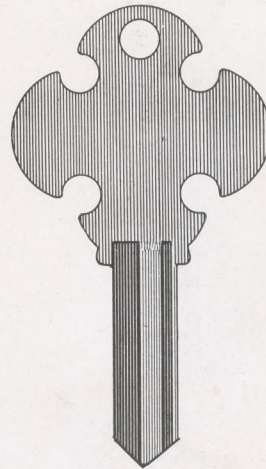
1001EA



1001EB



M1001EB  
To fit Corbin Locks



1001EC



R1001ED




R1001EE



R1001EF



1001EG  
To fit Corbin Locks



1001EL



R1001EM



1001EN

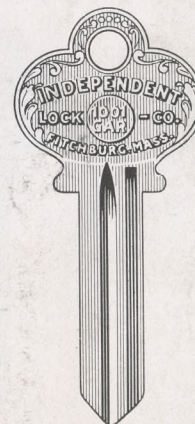


1001G



1001GA

To fit Corbin Locks



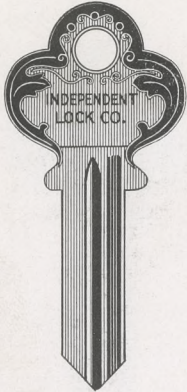
1001GAR



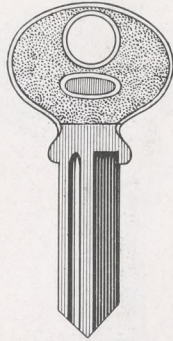
**CYLINDER  
KEY  
BLANKS**



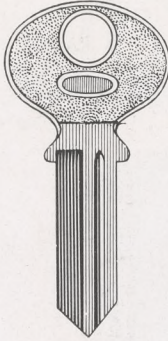
**NICKEL SILVER**



  
**1001GR**



  
**1001H**



  
**1001HR**




  
**1001J**




  
**1001JB**

To fit Corbin Locks



  
**1001JL**



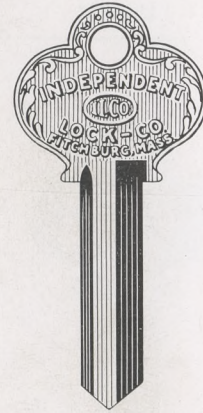
  
**1001JR**



  
**1001K**



  
**1001MA**




  
**1001MB**

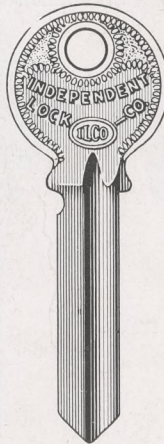
To fit Corbin Locks



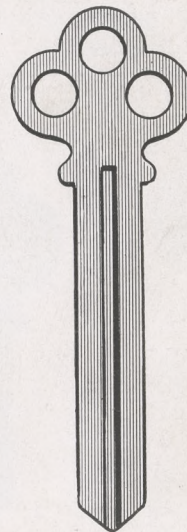
  
**1001MC**



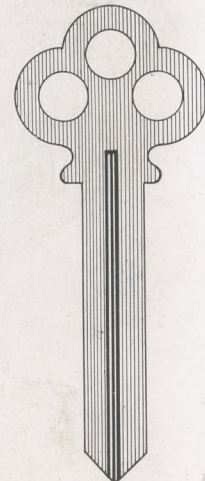
  
**1001MD**



  
**1001P**



  
**1002**



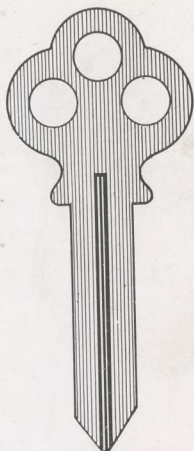
  
**1002A**

To fit Corbin Locks

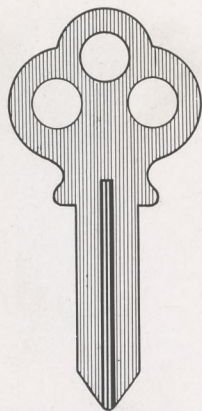


NICKEL SILVER

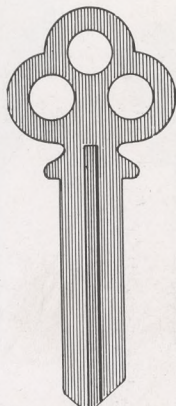
CYLINDER  
KEY  
BLANKS




1002B



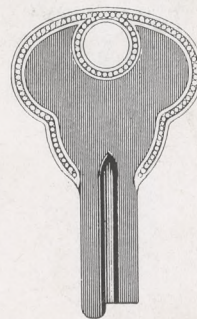
1002C



1003




1065

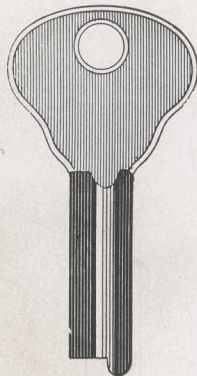


1076


To fit Corbin Locks



1076A




1076AR



1076B



1076C




1076R

To fit Corbin Locks

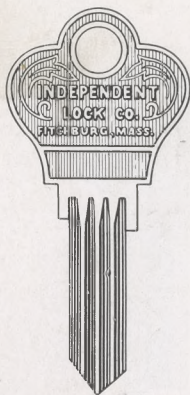
**CYLINDER  
KEY  
BLANKS**



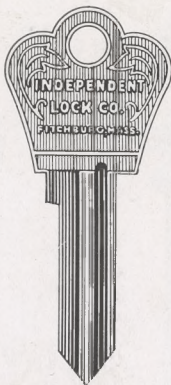
**NICKEL SILVER**



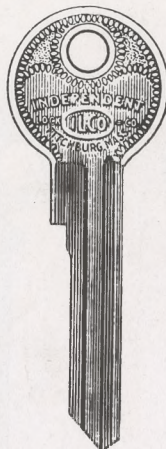
**1121**



**1121A**



**1121B**  
Used on Ford



**1121BA**  
Service Blank




**1121C**  
Ford



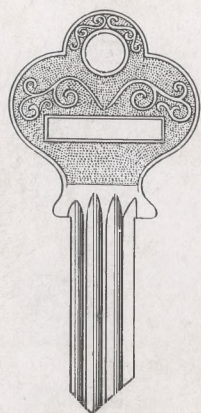
**1121CR**  
Cabinet

To fit Crown Locks

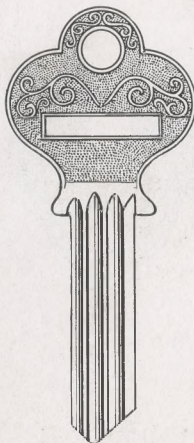


**1054KD**

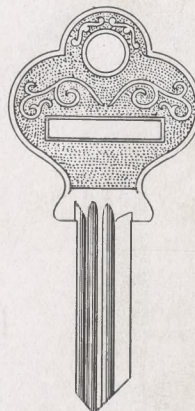
For Dexter National Brass



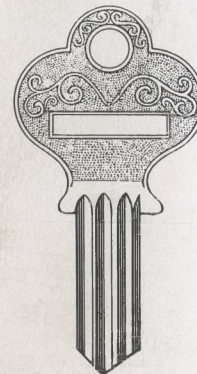
**1013**



**1013A**

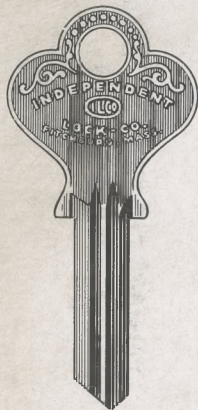


**1013B**



**01013B**

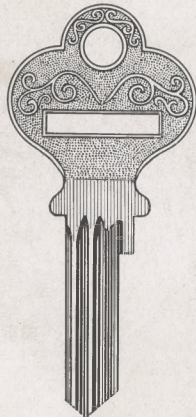
To fit Eagle Locks



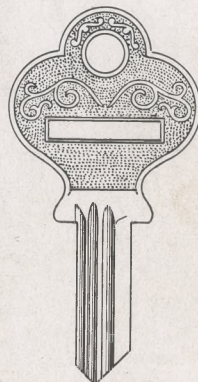
**1013BR**



**01013BR**




**1013BX**



**1013C**



**01013C**



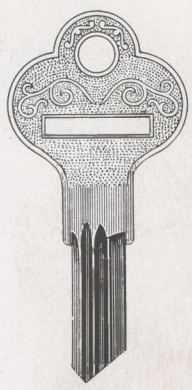
**1013D**

To fit Eagle Locks

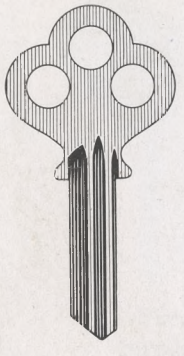


NICKEL SILVER

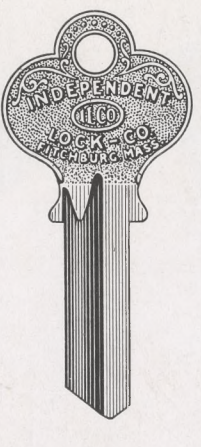
CYLINDER  
KEY  
BLANKS



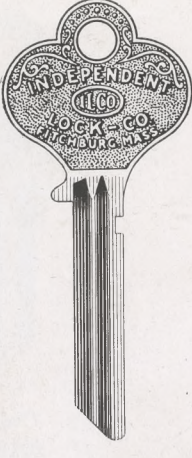
1013DL



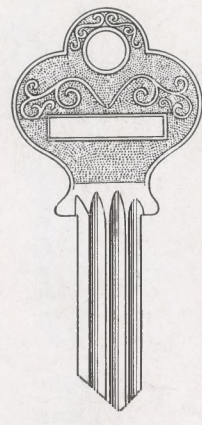
1013E



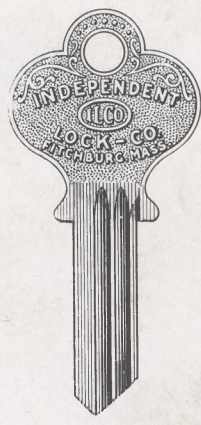
1013F



1013L

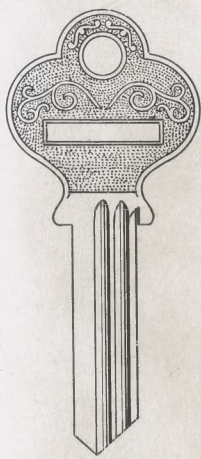


1013R

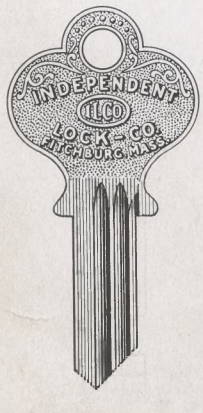


1014

To fit Eagle Locks



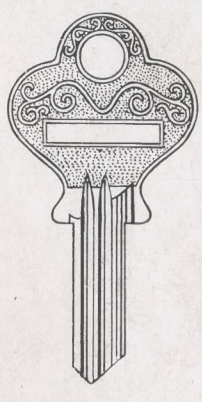
1014A



1014B



1014C




1014D



1014DA

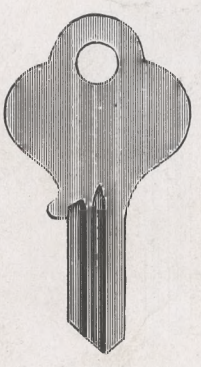
To fit Eagle Locks




1014DB



1014DR



1014DS



1014DX



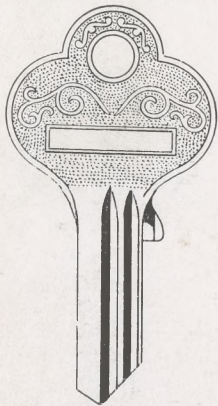
1014E

To fit Eagle Locks

**CYLINDER  
KEY  
BLANKS**




**NICKEL SILVER**



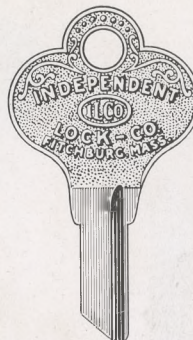
  
**1014G**

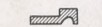


  
**1014H**



  
**1014J**



  
**1014JM**



  
**1014JS**

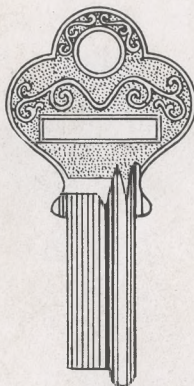
To fit Eagle Locks



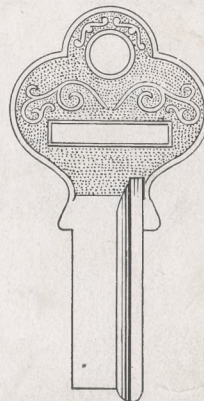
  
**1014P**



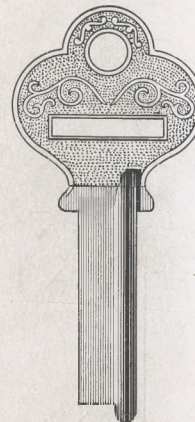
  
**1014PR**



  
**1055**

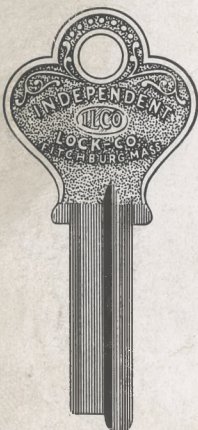


  
**1055A**



  
**1055AL**

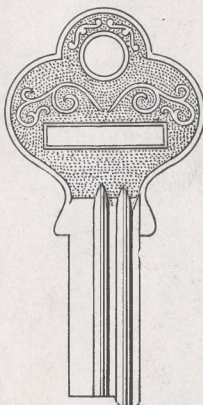
To fit Eagle Locks




  
**R1055AL**



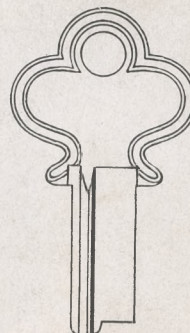
  
**1055AS**



  
**1055B**



  
**1055S**



  
**1056**



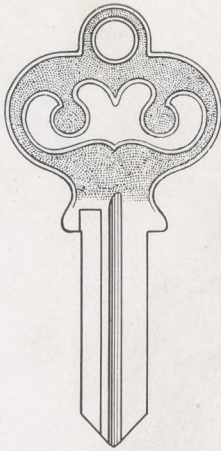
  
**1061**

To fit Eagle Locks



NICKEL SILVER

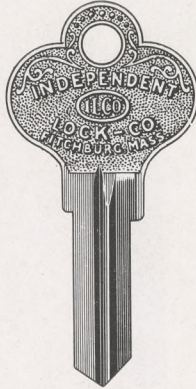
CYLINDER KEY BLANKS



1119  
For Reading Knob  
Works & Earle



1096  
Also Lion



1096B



1096C



1096CB

To fit Elgin Locks

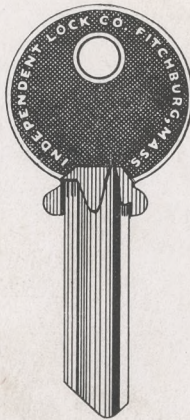


B1096K

K1054AX



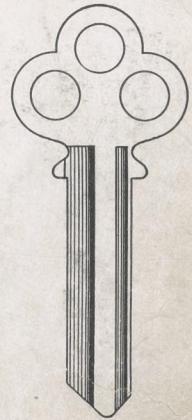
01096K



1096L  
Also Lion



1154C




1027


For Emo. S. Co.

1016N

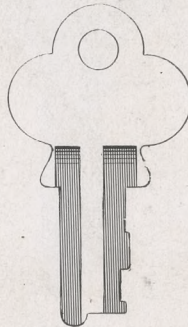
To fit Elgin Locks




1116  
For Ertel Locks



1081



1081R



1081E



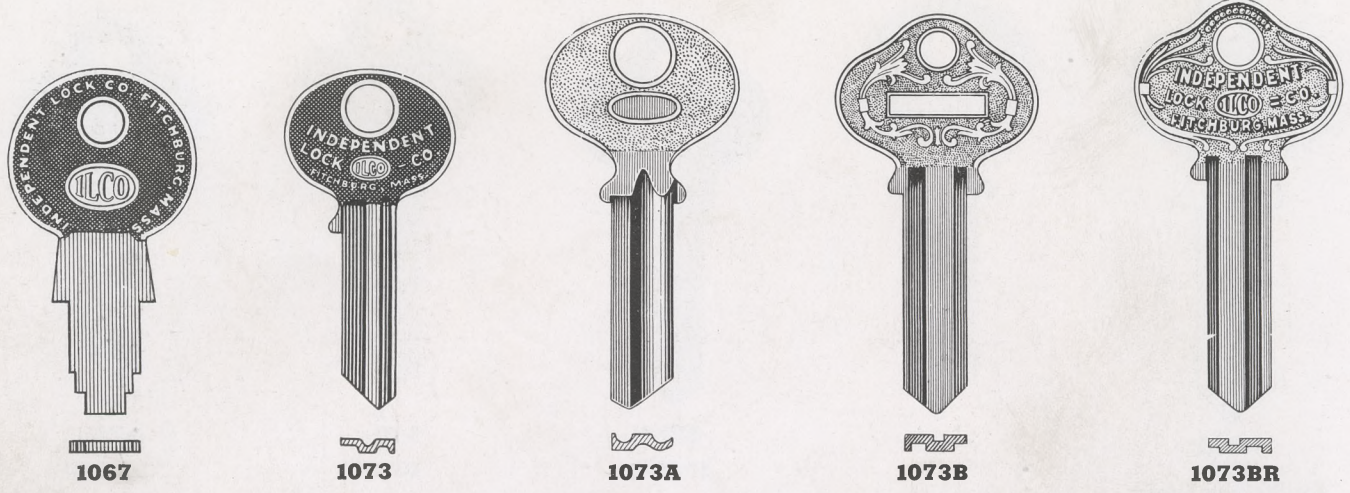
1081ER

To fit Excelsior Locks

**C  
Y  
L  
I  
N  
D  
E  
R  
  
K  
E  
Y  
  
B  
L  
A  
N  
K  
S**




**NICKEL SILVER**

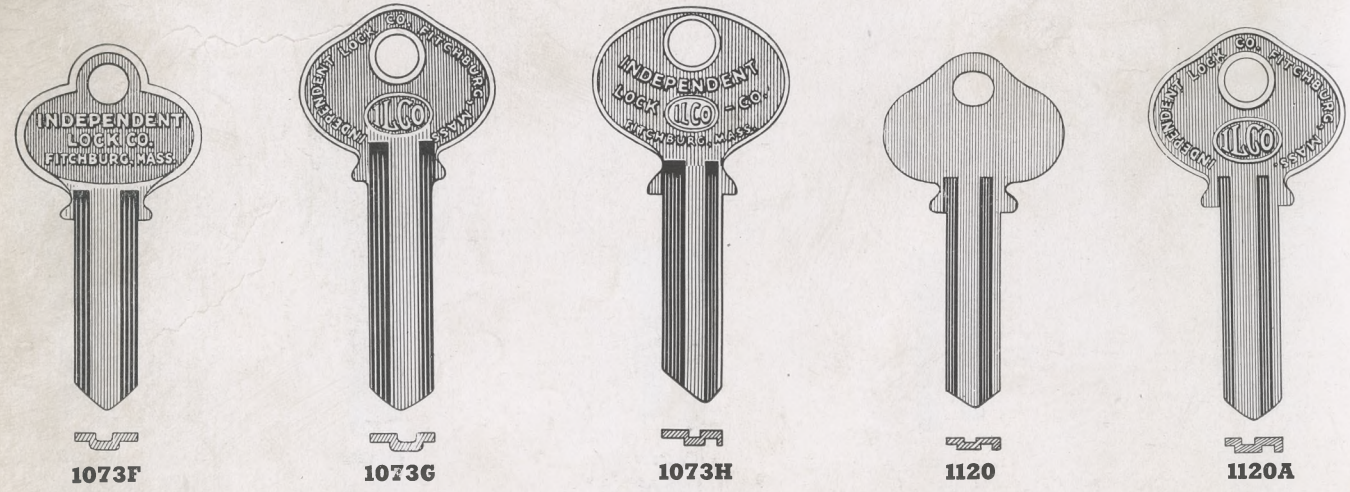


For Concentric Lock  
Ferro Stamping

To fit Frain Locks



To fit Frain Locks



To fit Frain Locks




NICKEL SILVER

CYLINDER KEY BLANKS



1139



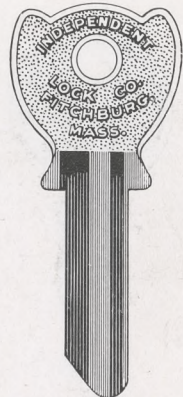
1139A



1139AB



1139B



1020

To fit Frain Locks

For Huber



1125  
Padlock



1125B  
Padlock



1125C  
1932-1938 Ford

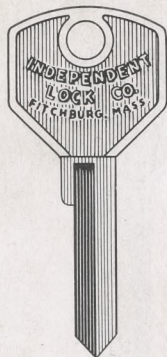


1125CN  
1940-1941  
Ford & Mercury

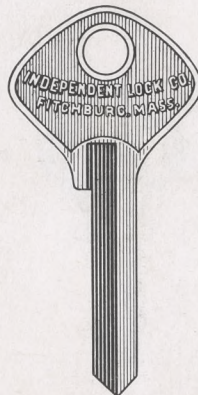


1125D

To fit Hurd Locks



1125H  
1939 Ford & Mercury



1125L  
1934 Chevrolet Tire



1125S

To fit Hurd Locks



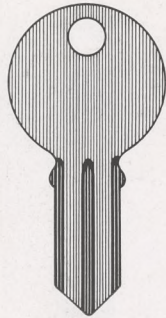
**CYLINDER  
KEY  
BLANKS**



**NICKEL SILVER**



**1041H**



**1041P**



**1041PA**



**1041S**

Arnold-Schwinn Bicycles

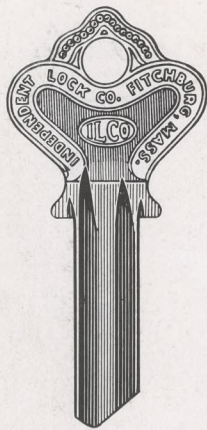


**1041W**  
Duo Lock

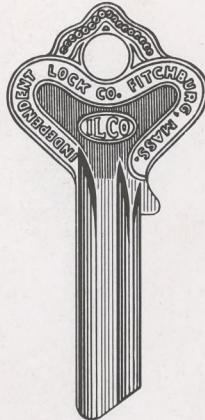
To fit Illinois Locks



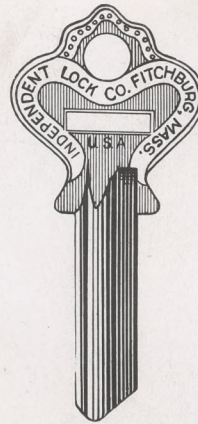
**1013KC**



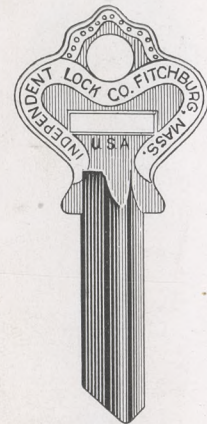
**1053**



**X1053**




**1054**

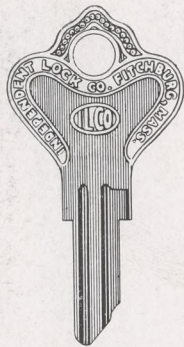


**1054R**

To fit Independent Locks



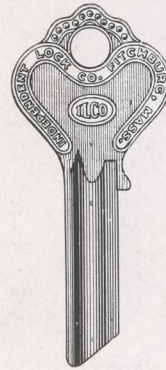
**B1054**




**H1054**



**1054A** 3/4"  
**1054B** 21/32"  
**1054C** 9/16"



**1054AX**



**H1054A**

To fit Independent Locks




**NICKEL SILVER**

**CYLINDER  
KEY  
BLANKS**



**M1054A**




**K1054AX**



**B1054B**



**H1054B**



**L1054B**

To fit Independent Locks



**M1054B**




**S1054B**



**X1054BK**




**1054BX**



**L1054C**


To fit Independent Locks




**1054D**



**1054DX**



**R1054DX**



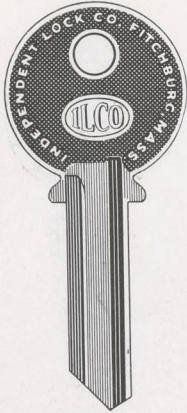
**1054EC**

To fit Independent Locks

**CYLINDER  
KEY  
BLANKS**



**NICKEL SILVER**

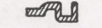


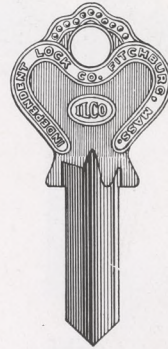
 **1054F**



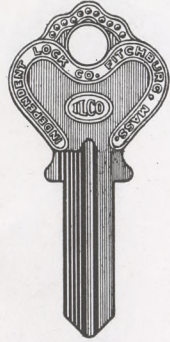
 **1054GM**



 **1054HT**



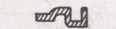
 **1054J**

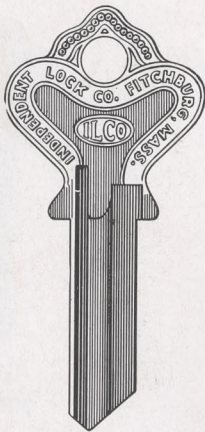


 **1054JK**

To fit Independent Locks

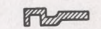


 **X1054JK**

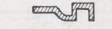


 **1054K**

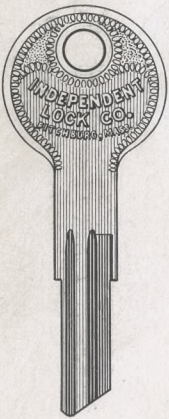


 **X1054K**

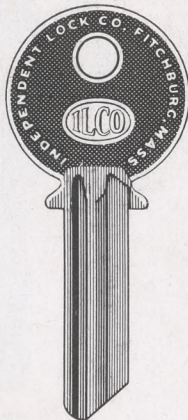


 **1054KW**

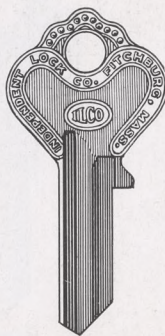
To fit Independent Locks



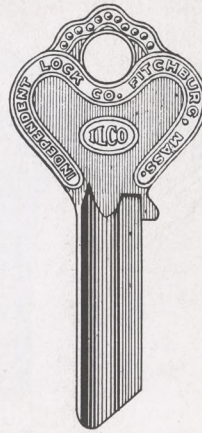
 **1054LB**




 **1054S**



 **1054T**



 **1054X**



 **S1098D**

To fit Independent Locks




**NICKEL SILVER**

**CYLINDER  
KEY  
BLANKS**



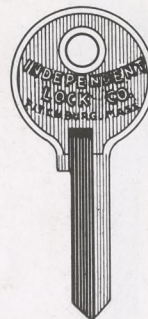
**1118**  
.035 Thick



**1125A**  
G F and Berger  
Vertical Files



**1154**

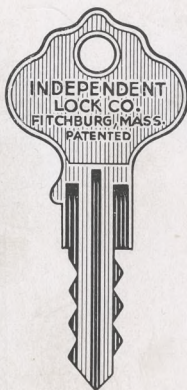


**1154A**




**1154B**

To fit Independent Locks



**1054N**



**1198CN**



**1198CS**




**1198NH**

These are not cut keys. See Note on Page 130.


To fit Independent Locks



**1079**



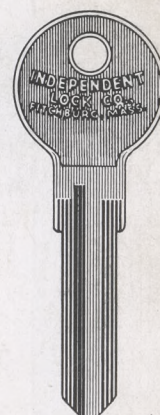
**1079A**



**1079AB**



**1079B**




**1079C**

To fit Keil Locks

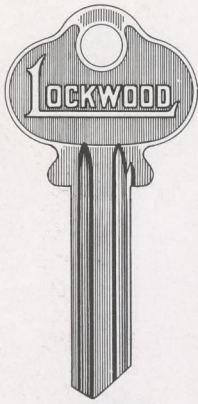
**CYLINDER  
KEY  
BLANKS**



**NICKEL SILVER**



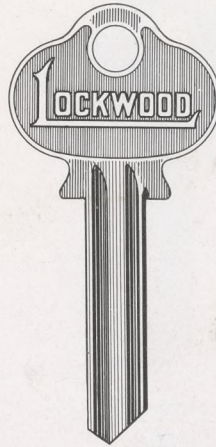
  
**1079P**  
For Keil



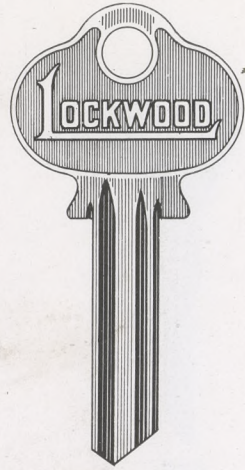
  
**1004**

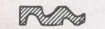


  
**01004**



  
**1004A**




  
**H1004A**

To fit Lockwood Locks



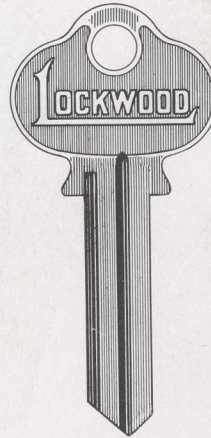
  
**1004B**



  
**K1004B**




  
**01004B**

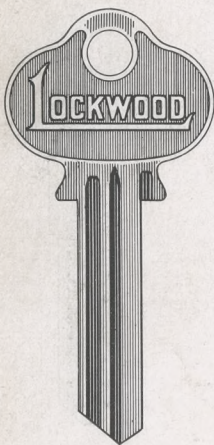


  
**1004C**



  
**01004C**

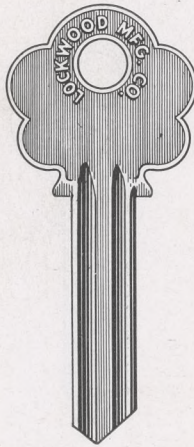
To fit Lockwood Locks



  
**1004D**




  
**01004D**




  
**1004GA**



  
**01004K**



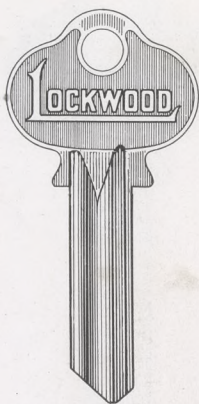
  
**S1004K**

To fit Lockwood Locks

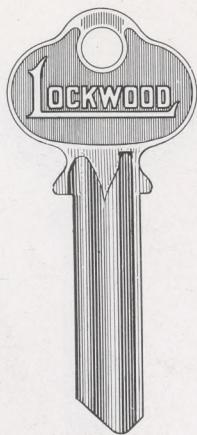


NICKEL SILVER

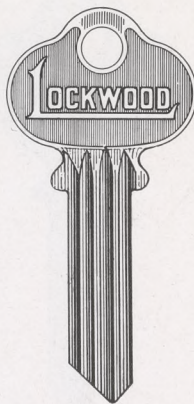
CYLINDER  
KEY  
BLANKS



1005



1005A



1006



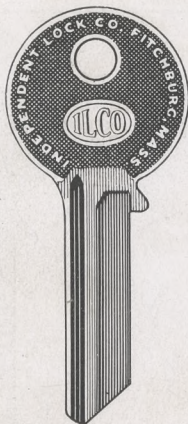
1092




1092B

To fit Lockwood Locks

To fit Master Locks




01054K



01054KR




01054R




1130N


To fit McKinney Locks



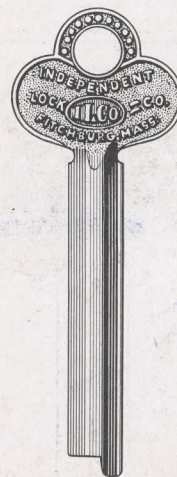
1064



1064A



1064B



1064L



1064N

To fit National Locks

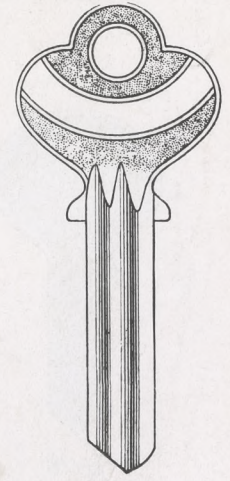
**CYLINDER  
KEY  
BLANKS**



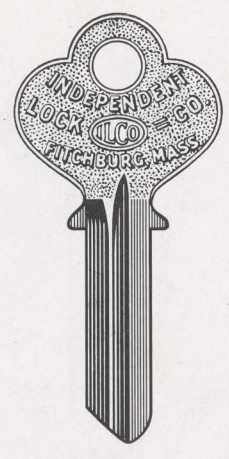
**NICKEL SILVER**



  
**1017**





  
**1017A**



  
**1017B**



  
**01017B**









  
**1017BA**

To fit Norwalk Locks




**01017BL to 01017WL**

-  —BL
-  —ML
-  —NL
-  —VL
-  —WL




  
**01017M**  
Master



  
**01017N**




  
**01017V**


To fit Norwalk Locks



  
**01017W**




  
**1018**



  
**1018L**



  
**1018LR**



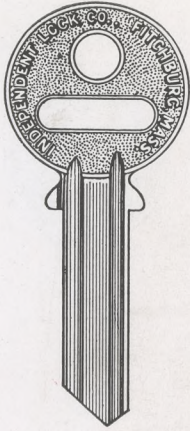
  
**1018S**

To fit Norwalk Locks

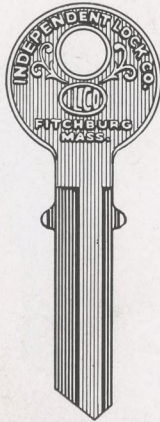


**NICKEL SILVER**

**CYLINDER  
KEY  
BLANKS**



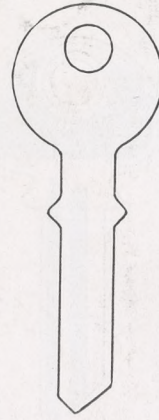
  
**1016**




  
**1016B**



  
**1016C**

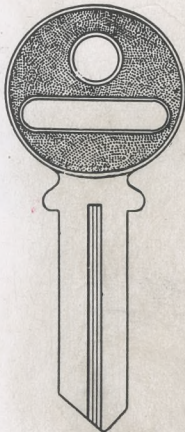


  
**1016M**

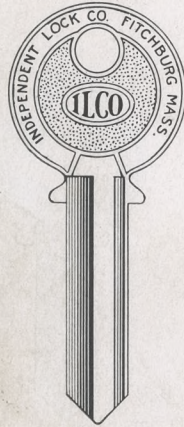


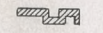
  
**1016N**

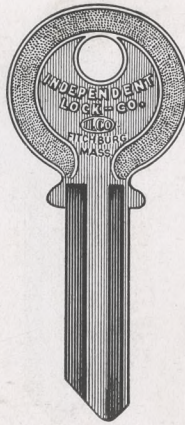
To fit Penn Locks

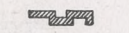


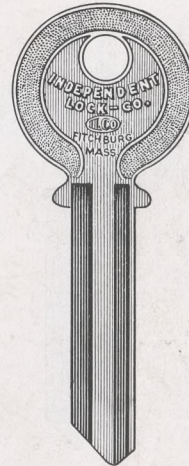
  
**1016S**  
For Penn



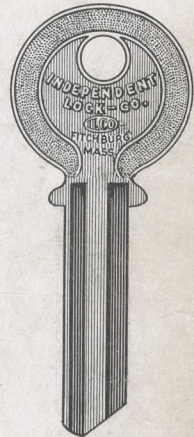
  
**1117**  
For Pexto

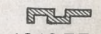


  
**1019**  
also Vassar



  
**1019A**

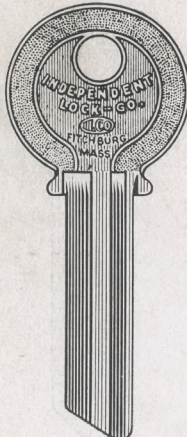


  
**1019AR**

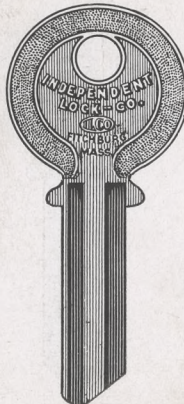
To fit Reading Locks



  
**1019B**



  
**1019C**



  
**1019R**



  
**1140**



  
**1140P**

To fit Reading Locks


To fit Reese Locks



**CYLINDER  
KEY  
BLANKS**

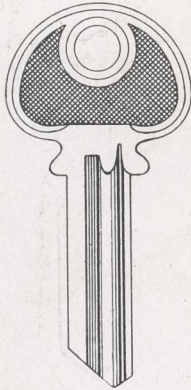


**NICKEL SILVER**



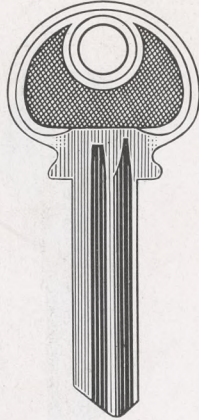
**1146**

To fit Reese




**1080**

To fit Rixon Locks



**1080A**



**1069**

To fit Rockford Locks




**1069B**



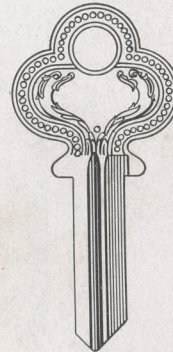
**1011**



**1011A**



**1011AX**

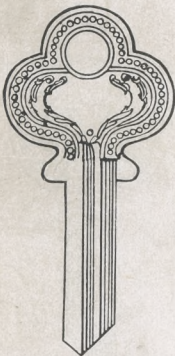


**1011B**



**1011BX**

To fit Russell & Erwin Locks



**1011C**



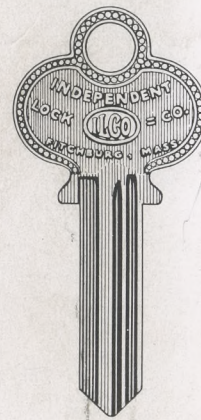
**1011E**



**1011G**



**1011GG**



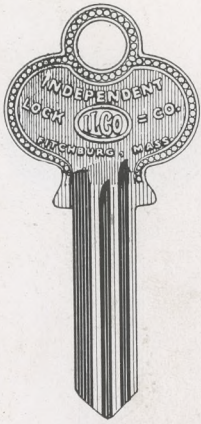
**1011H**

To fit Russell & Erwin Locks



NICKEL SILVER

CYLINDER KEY BLANKS



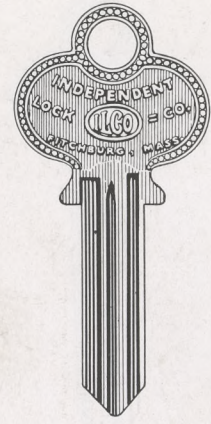
1011J




1011JJ



1011JR



1011K

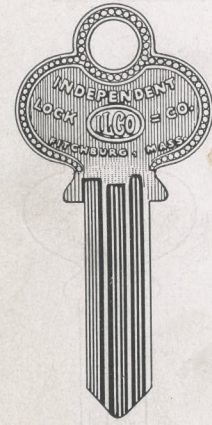


1011KA

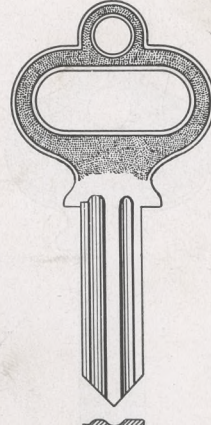
To fit Russell & Erwin Locks




1011L



1011M



1011N




1011P



1011X

To fit Russell & Erwin Locks




R1011X



1011-04A

Hart & Hutchinson



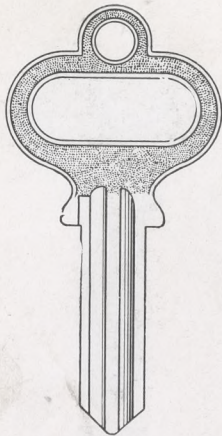
1011-04AS

Hart & Hutchinson

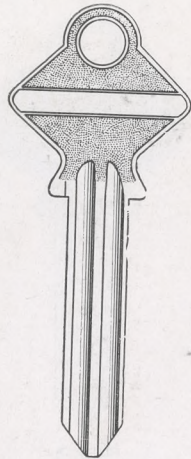
To fit Russell & Erwin Locks

**C  
Y  
L  
I  
N  
D  
E  
R  
  
K  
E  
Y  
  
B  
L  
A  
N  
K  
S**

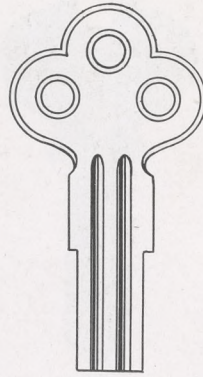
**NICKEL SILVER**



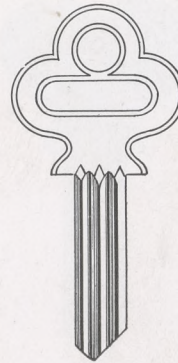
**1012**




**1012A**



**1012C**



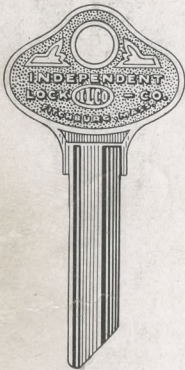
**1012DM**



**1059**

To fit Russell & Erwin Locks

—For RY-locks—



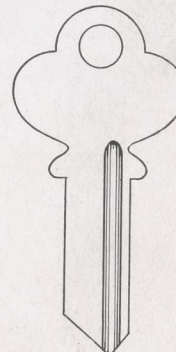
**1059A**



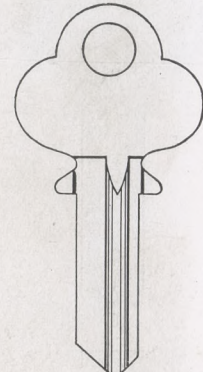
**1059B**



**1059BR**



**1049**



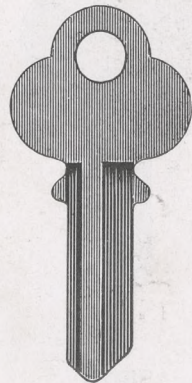
**1049R**

To fit RY-locks


To fit Safe Locks



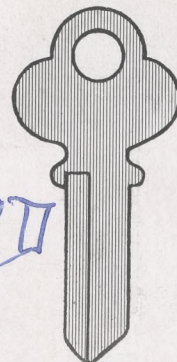
**1049B**



**1049BR**



**1049C**



**1049CR**



**1148**


To fit Safe Locks

1049R







CYLINDER  
KEY  
BLANKS



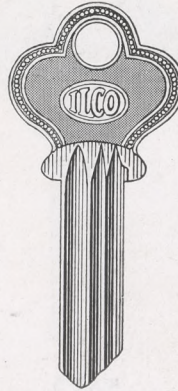
  
1047

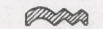


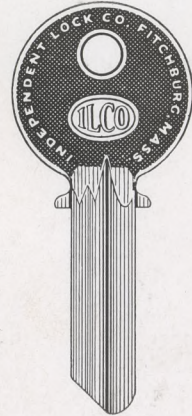
  
1047A



  
1047CL

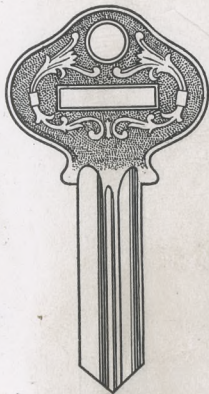


  
1047CR

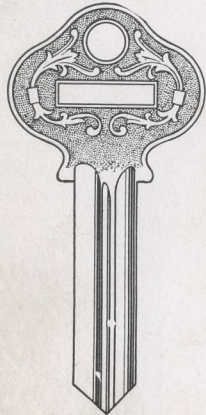


  
1047M

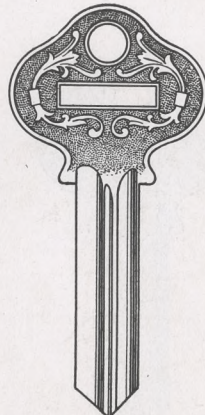
To fit Sager Locks



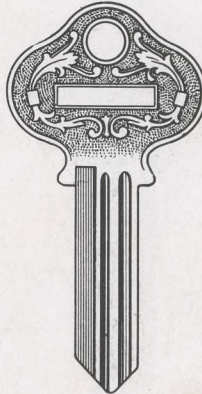
  
1007



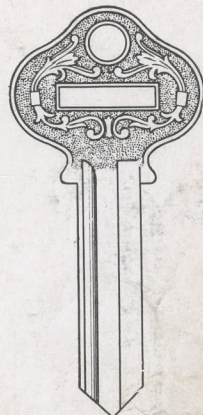
  
1007A



  
1007C




  
1007CA

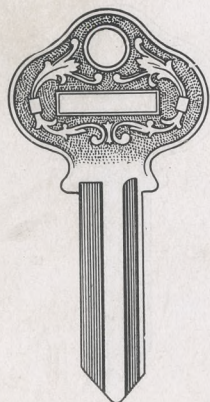


  
1007D

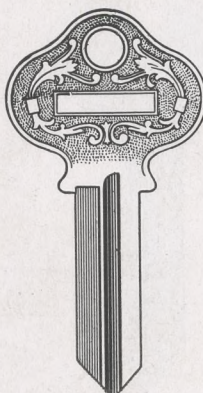
To fit Sargent Locks



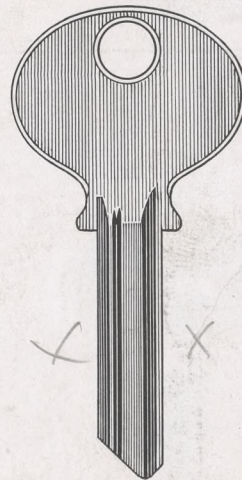
  
1007E




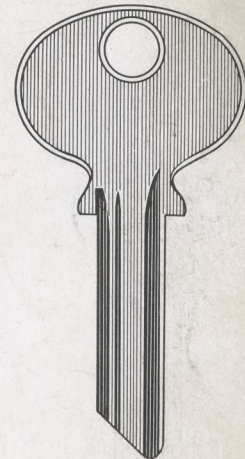
  
1007F




  
1007FR



  
K1007AB  
Master for K1007CA-K1007CB

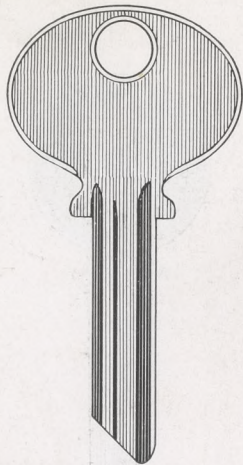


  
K1007CA


To fit Sargent Locks

**CYLINDER  
KEY  
BLANKS**

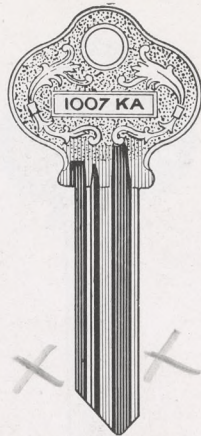
**NICKEL SILVER**



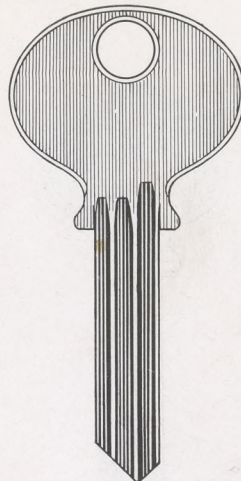
**K1007CB**



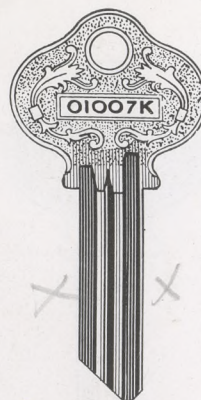
**1007K**  
To fit LA-LE-LJ Locks



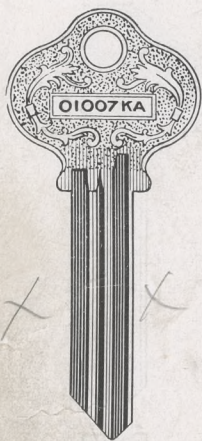
**1007KA**  
To fit LA-LE-LJ Locks  
To fit Sargent Locks



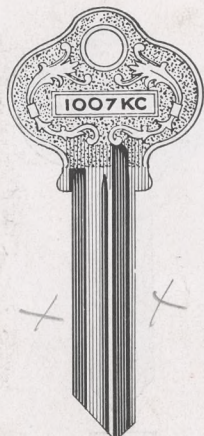
**1007KAM**



**01007K**  
To fit LB-LF-LK Locks



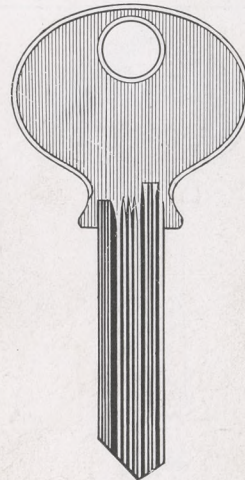
**01007KA**  
To fit LB-LF-LK Locks



**1007KC**  
To fit LC-LG-LL Locks



**01007KC**  
To fit LC-LG-LL Locks  
To fit Sargent Locks



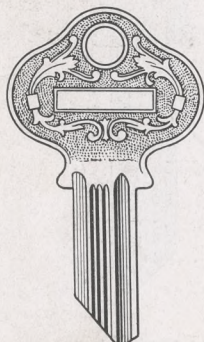
**1007KLM**




**1007KM**



**01007KM**



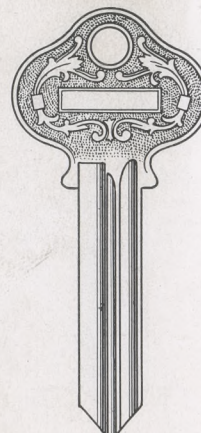
**S1007KM**




**1007KMA**  
To fit Sargent Locks




**1007KMB**





**1007L**




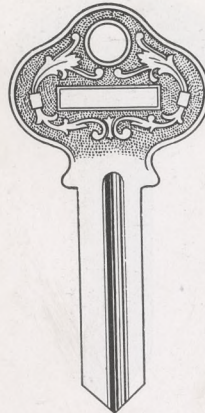
 1007LH



 N1007LD




 N1007LM



 1007LR



 01007L

To fit Sargent Locks



 1007M  
Master



 01007M  
Master



 1007MR  
Master



 1007LA

To fit Sargent Locks



 01007LA




 1007LB




 01007LB



 1007LC



 01007LC

To fit Sargent Locks


**CYLINDER  
KEY  
BLANKS**



**NICKEL SILVER**



**1007LE**



**01007LE**



**1007LF**



**01007LF**



**1007LG**

To fit Sargent Locks



**01007LG**



**1007LJ**



**01007LJ**



**1007LK**




**01007LK**

To fit Sargent Locks




**1007LL**



**01007LL**



**1007RA**



**01007RA**




**1007RB**

To fit Sargent Locks



NICKEL SILVER

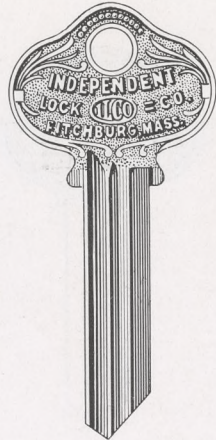
CYLINDER KEY BLANKS



1007RB



1007RC



01007RC



1007RE




01007RE

To fit Sargent Locks




1007RF



01007RF



1007RG



01007RG



1007RJ


To fit Sargent Locks



01007RJ



1007RK



01007RK



1007RL



01007RL


To fit Sargent Locks



**CYLINDER  
KEY  
BLANKS**




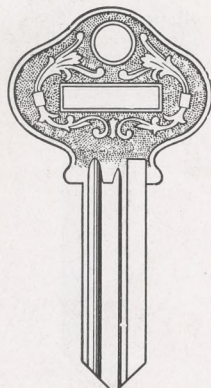
**NICKEL SILVER**



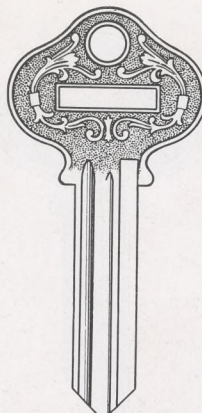
  
**1007RMA**



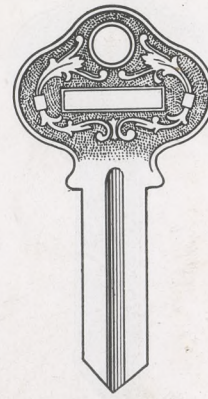
  
**1007RMB**



  
**1008**



  
**1008A**



  
**1008C**

To fit Sargent Locks



  
**1008CA**




  
**1009**



  
**01009**

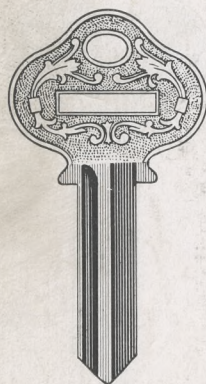


  
**1009A**

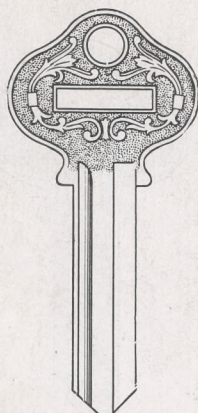


  
**1010**

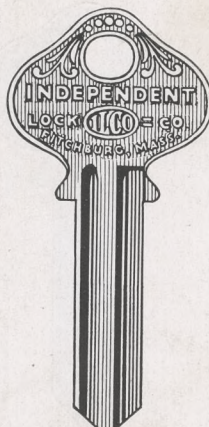
To fit Sargent Locks



  
**01010**



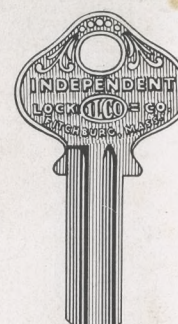
  
**1010A**



  
**01010A**



  
**1010B**



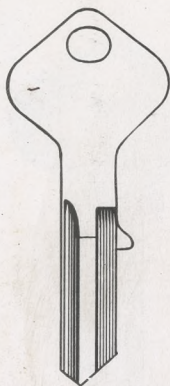
  
**1010BR**

To fit Sargent Locks

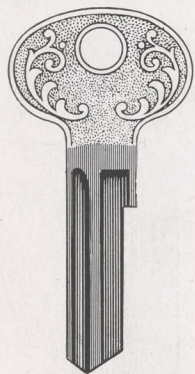


NICKEL SILVER

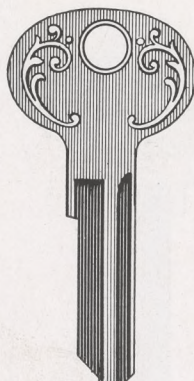
CYLINDER KEY BLANKS



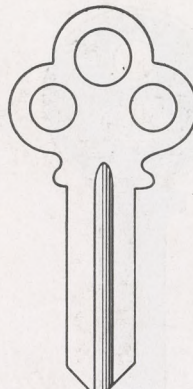
L1010B



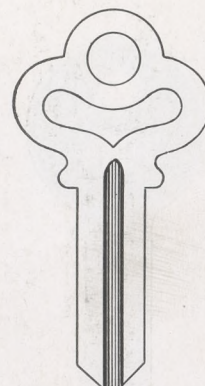
X1010B



X1010BR




1010C




1010D

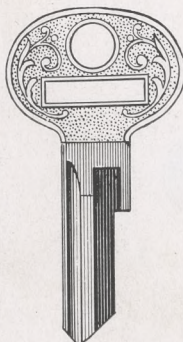
To fit Sargent Locks



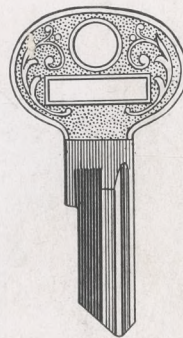
1010S



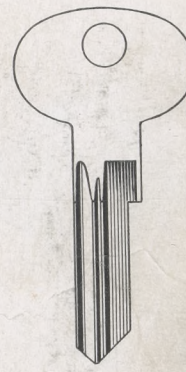
1010SR



X1010S

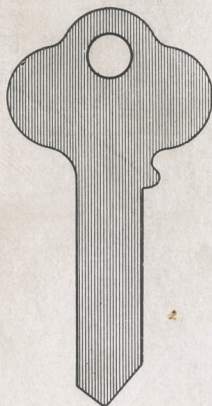


X1010SR




1010X

To fit Sargent Locks



1248S

Width—.335  
Thick—.050  
Push Padlocks



1278S

.325  
.040



1155



1155B


To fit Sargent Locks

To fit Sav-a-call Locks

**CYLINDER  
KEY  
BLANKS**

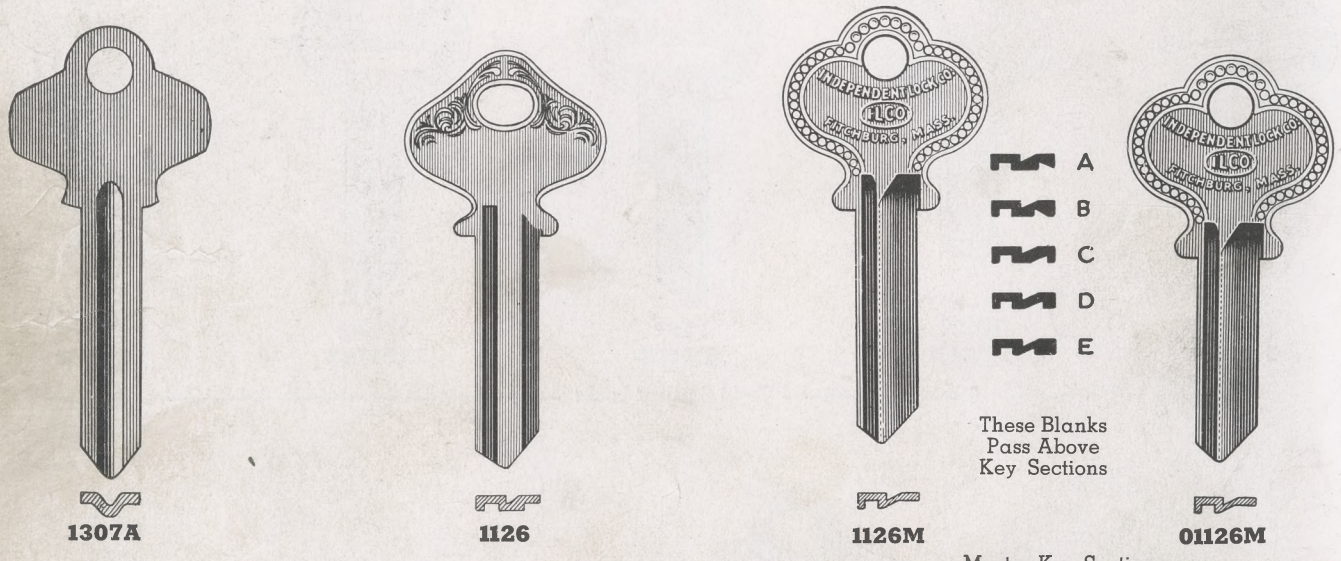


**NICKEL SILVER**



**01054      01054A      1145      1145A      01307**

To fit Schlage Locks



**1307A      1126      1126M      01126M**

These Blanks  
Pass Above  
Key Sections

Master Key Sections


To fit Schlage

To fit Shroder Locks

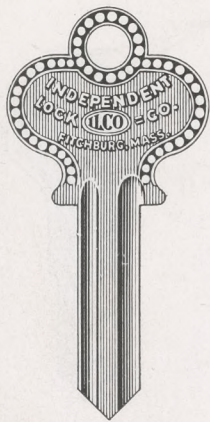


**NICKEL SILVER**

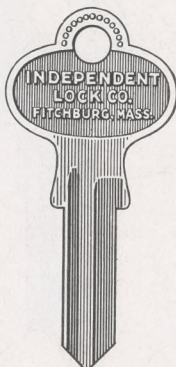
**CYLINDER  
KEY  
BLANKS**




  
**1022**



  
**01022**  
Dexter



  
**1022A**



  
**1022B**




  
**1022C**

To fit Segal Locks



  
**1022E**



  
**1022F**




  
**1022S**



  
**1022X**  
For Butters Tire Lock



  
**1154K**  
For Shwayder

To fit Segal Locks



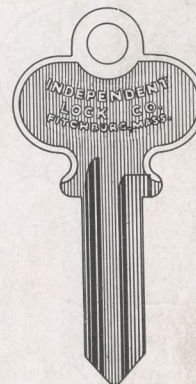
  
**R1001EN**  
For Skillman



  
**1073DG**



  
**1120AC**




  
**1120B**

To fit Slaymaker Locks

**CYLINDER  
KEY  
BLANKS**



**NICKEL SILVER**



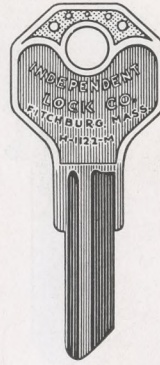
**1120C**



**1120D**



**1120E**



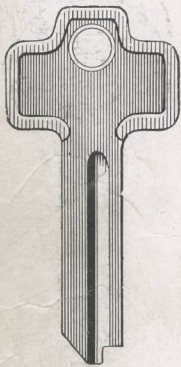
**H1122M**



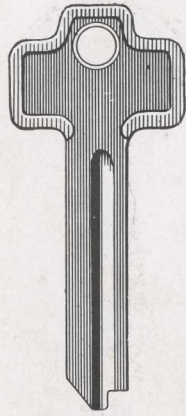
**1141**

To fit Slaymaker Locks

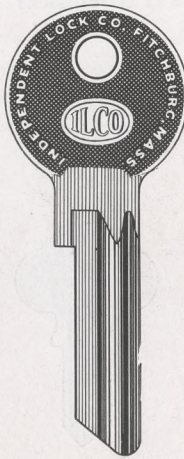
To fit Taylor



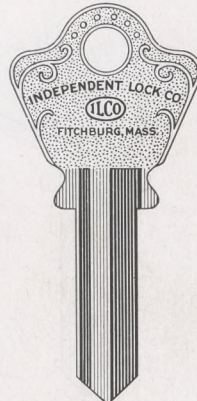
**1114B**



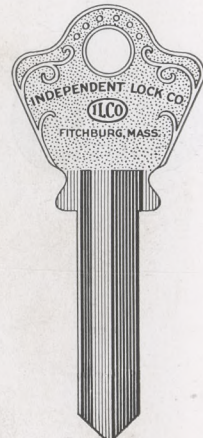
**1114BA**



**R1054W**  
For Weaver




**1123**



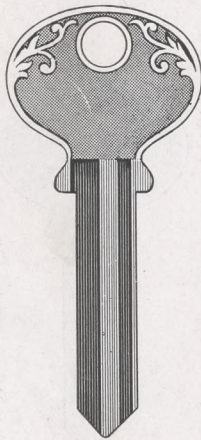
**1123A**

To fit Unit Locks

To fit Welch



**1071**



**1071A**



**1071B**



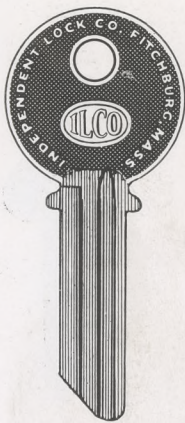
**1071C**

To fit Wilson-Bohannon Locks




**NICKEL SILVER**

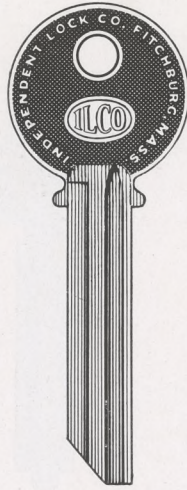
**CYLINDER  
KEY  
BLANKS**



  
**886**




  
**886A**




  
**886L**


To fit Yale Locks




  
**886R**



  
**886RA**



  
**887**

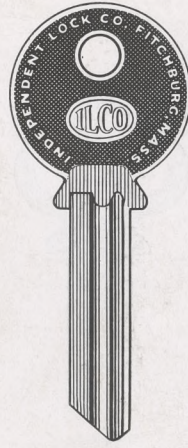


  
**887A**

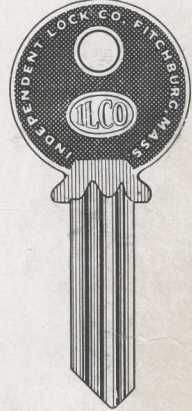


  
**887R**

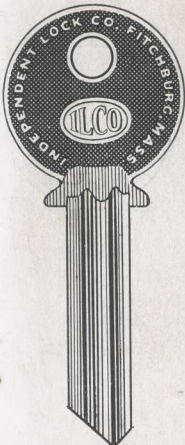
To fit Yale Locks



  
**887RA**




  
**888**



  
**888A**




  
**888R**



  
**888RA**

To fit Yale Locks



  
**889**

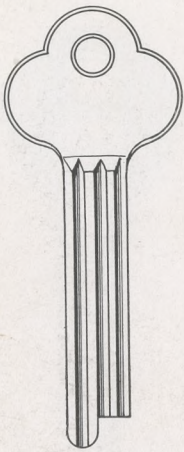


  
**889A**

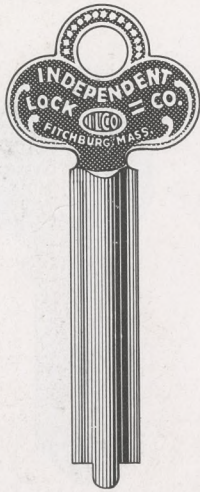
**CYLINDER  
KEY  
BLANKS**




**NICKEL SILVER**



  
**889AR**



  
**990**



  
**991**

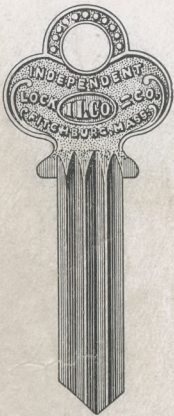


  
**992**




  
**993**

To fit Yale Locks



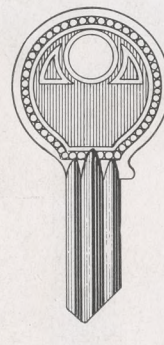
  
Milled  
**994ARM**



  
**994BM**



  
Milled  
**994M**

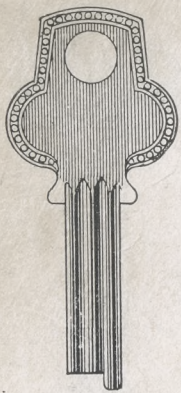



  
**995BM**



  
Milled  
**995M**

To fit Yale Locks



  
**N995M**  
For Terrell Locker



  
Milled  
**996M**



  
**997**



  
**997A**




  
**0997A**

To fit Yale Locks




**NICKEL SILVER**


**CYLINDER  
KEY  
BLANKS**



**0997B**




**0997B**



**0997BR**




**997BA**




**997BC**


To fit Yale Locks




**R997BC**




**997C**



**997CB**



**997D**




**997DA**

To fit Yale Locks




**R997DA**



**997DB**



**997DX**



**997E**



**997ER**

To fit Yale Locks



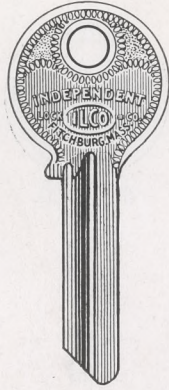
**CYLINDER  
KEY  
BLANKS**




**NICKEL SILVER**



  
**997EB**




  
**0997E**



  
**997F**




  
**997G**



  
**0997G**


To fit Yale Locks



  
**997GB**



  
**997GR**



  
**0997GR**



  
**997GX**



  
**997GXR**

To fit Yale Locks




  
**J997M**




  
**J997MR**



  
**997JA**



  
**997JB**




  
**997JC**

To fit Yale Locks



NICKEL SILVER


CYLINDER  
KEY  
BLANKS



997JD



997JE



997JF



997KA




997KAX


To fit Yale Locks



997KB



997KC



997KD

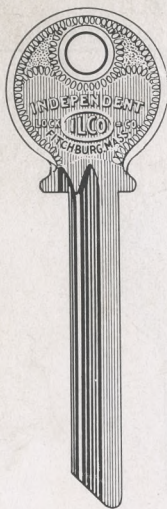


997KE

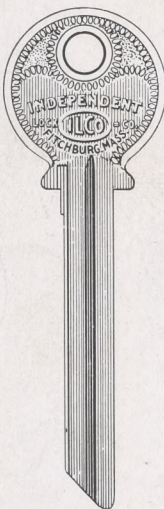


997KF


To fit Yale Locks



997LA



997LC



997MD



R997MD

To fit Yale Locks

**CYLINDER  
KEY  
BLANKS**




**NICKEL SILVER**



**R997MX**



**997MY**



**997RA**




**997RAX**

To fit Yale Locks




**E997RB**  
For Mills Novelty




**0997RB**



**X997RB**



**997RC**



**997RD**


To fit Yale Locks



**997RE**



**997RF**



**997SA**



**997SB**



**997SC**

To fit Yale Locks




**NICKEL SILVER**


**CYLINDER  
KEY  
BLANKS**



  
**997SD**



  
**997SE**



  
**997SF**



  
**997WA**



  
**997WB**

To fit Yale Locks



  
**997WC**



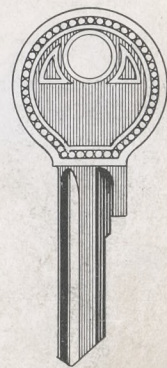
  
**997WD**



  
**997WE**

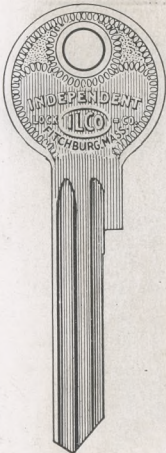


  
**997X**

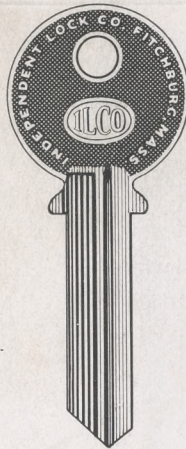


  
**0997X**

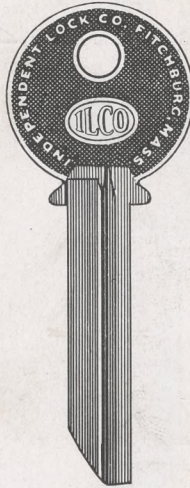
To fit Yale Locks



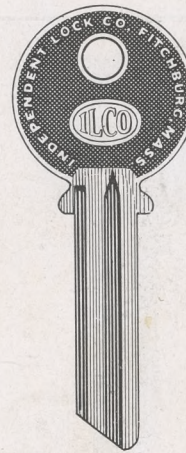
  
**997XA**



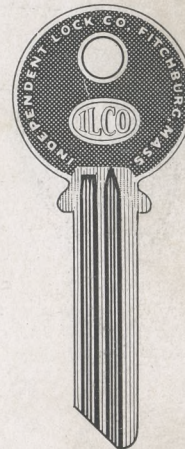
  
**998**



  
**998A**



  
**998GA**



  
**998GB**

To fit Yale Locks

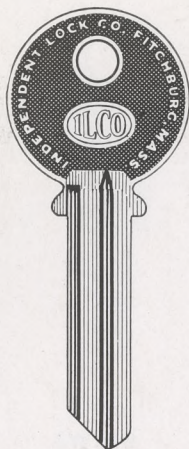
**CYLINDER  
KEY  
BLANKS**



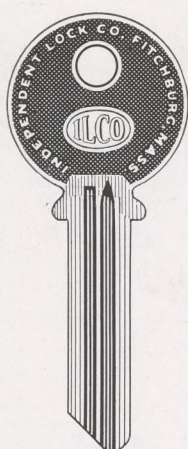
**NICKEL SILVER**




 **998GB**



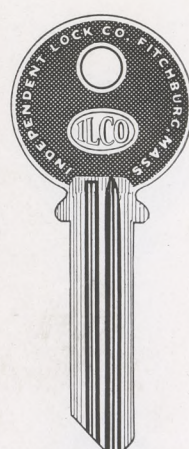
 **998GC**



 **998GD**



 **998GE**

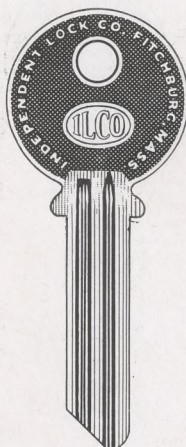


 **998GF**


To fit Yale Locks



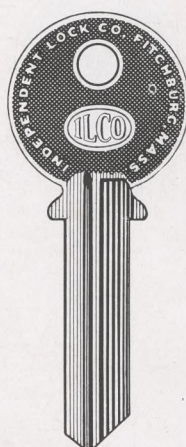
 **998GG**




 **998GH**



 **998GK**



 **998R**



 **998S**


To fit Yale Locks



 **998SB**



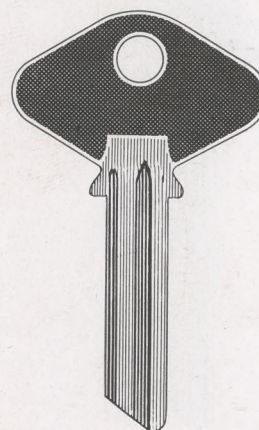
 **998VA**




 **998VC**



 **998XC**



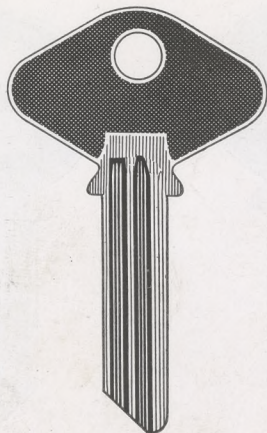
 **D998GA**

To fit Yale Locks




NICKEL SILVER

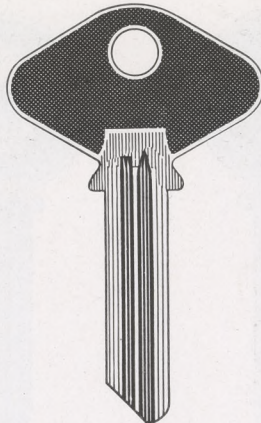
CYLINDER  
KEY  
BLANKS



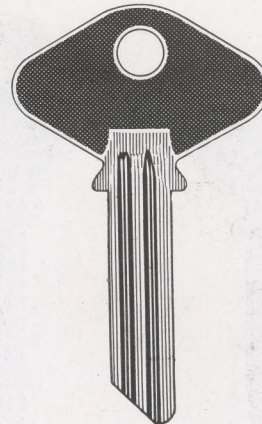
 D998GB



 D998GC




 D998GD




 D998GE

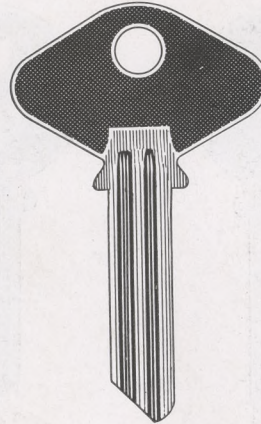
To fit Yale Locks




 D998GF



 D998GG



 D998GH




 D998GK

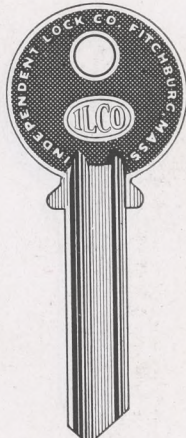
To fit Yale Locks



 999



 C999



 999A



 999B



 999C

To fit Yale Locks

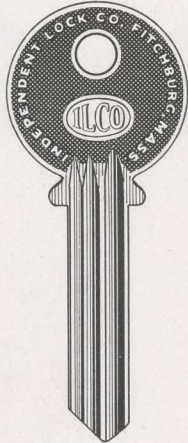
**CYLINDER  
KEY  
BLANKS**




**NICKEL SILVER**



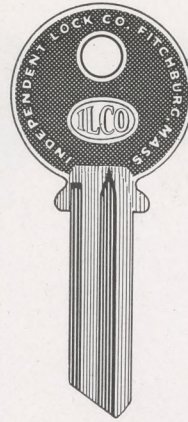
  
**9999C**



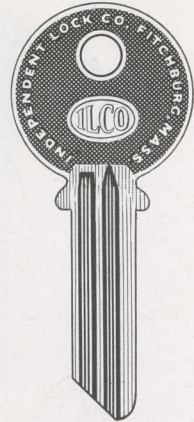
  
**999CA**



  
**999CR**



  
**999GA**

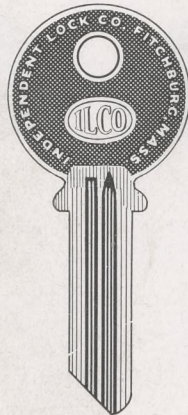


  
**999GB**

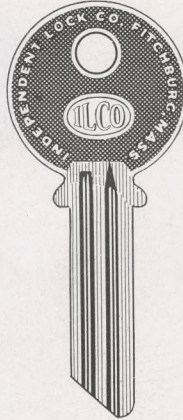
To fit Yale Locks



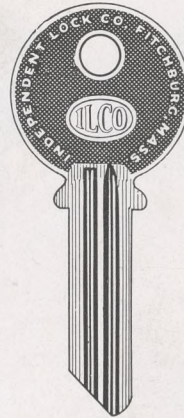
  
**999GC**



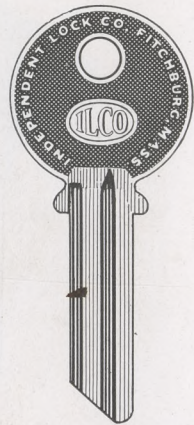
  
**999GD**



  
**999GE**

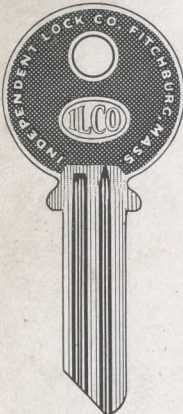


  
**999GF**



  
**999GG**


To fit Yale Locks



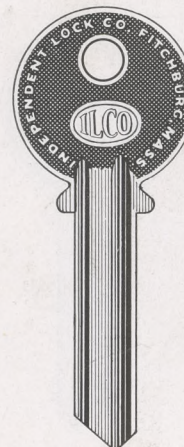
  
**999GH**



  
**999GK**



  
**999R**



  
**999RA**



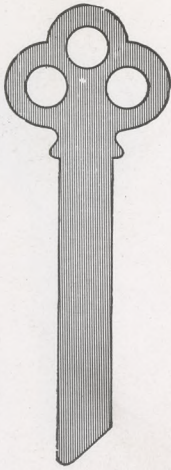
  
**999XC**

To fit Yale Locks

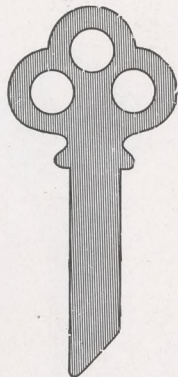


**CYLINDER  
KEY  
BLANKS**


**NICKEL SILVER**



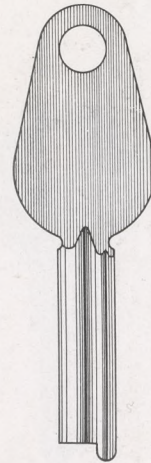
**1029**  
Width—.315  
Thick—.040



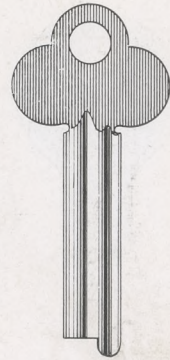
**1030**  
.285  
.040



**1031** .040  
**1239S** .060  
.285




**1044**  
Terrell Locker

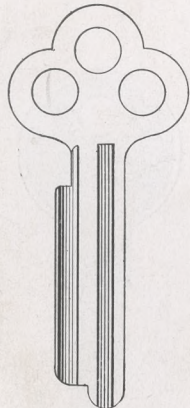


**1044A**  
Terrell Locker

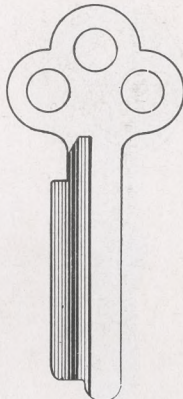
To fit Yale Locks



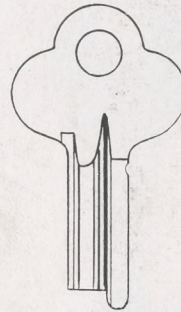
**1044AL**  
Terrell Locker



**1045**



**1046**



**1057**

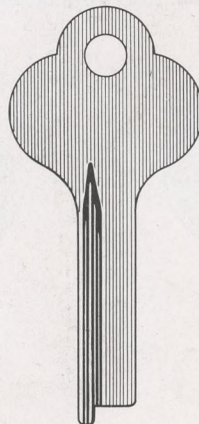


**1060**  
Hartman


To fit Yale Locks



**1060A**  
Hartman



**1060C**



**1094**  
.290—Width  
.040—Thick

To fit Yale Locks



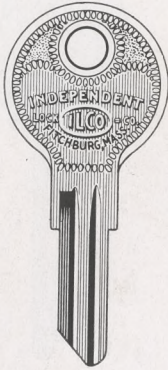
**CYLINDER  
KEY  
BLANKS**



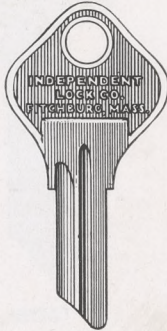
**NICKEL SILVER**




 **01122**




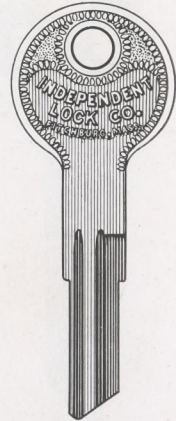
 **01122R**



 **F1122A**



 **F1122AR**




 **L1122A**


— To fit Yale Locks —



 **01122A**




 **01122AR**



 **L1122B**




 **01122B**



 **01122BR**

— To fit Yale Locks —



 **01122C**




 **01122D**



 **H1122F**



 **H1122FR**

— To fit Yale Locks —




**NICKEL SILVER**

**CYLINDER  
KEY  
BLANKS**



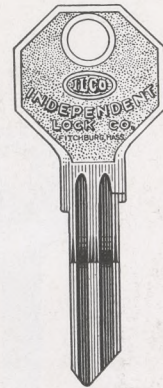
**1122L**  
Late '34 Plymouth



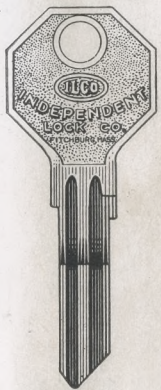
**01122S**



**H1122T**  
Master Blank  
1933 Chrysler, Plymouth, etc.  
To fit Yale Locks



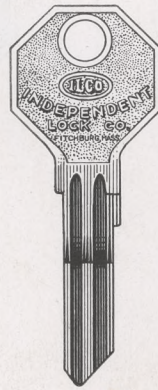
**1122 ZC**  
1934 Chrysler



**1122 ZD**  
1934 Dodge



**1122 ZE**  
1934 DeSoto




**1122 ZP**  
1934 Plymouth

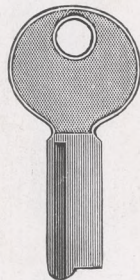


**1122 ZU**  
Master Blank  
1934 Chrysler, Plymouth, etc.


To fit Yale Locks



**1128**



**1128A**



**1128B**

To fit Yale Locks

**CYLINDER  
KEY  
BLANKS**



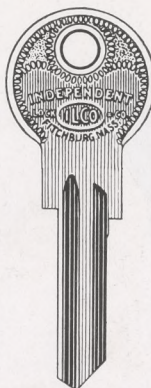
**NICKEL SILVER**



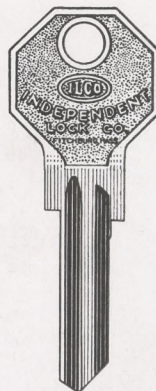
**1132**



**1143**



**1199**  
Chrysler




**H1199**  
Chrysler

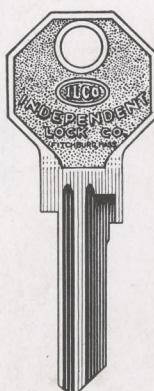
To fit Yale Locks



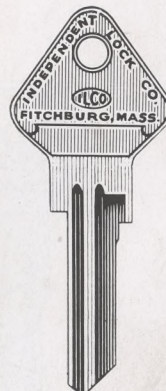
**01199**  
Chrysler



**1199A**  
Dodge



**H1199A**  
Dodge



**01199A**  
Dodge



**1199AR**  
DeSoto

To fit Yale Locks



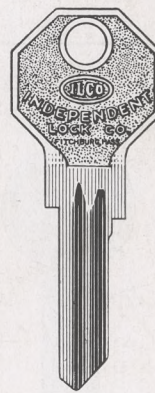
**H1199AR**  
DeSoto



**01199AR**  
DeSoto



**1199B**  
Plymouth



**H1199B**  
Plymouth



**01199B**  
Plymouth

To fit Yale Locks



NICKEL SILVER

CYLINDER  
KEY  
BLANKS



**1199C**  
1936 Chrysler



**1199D**  
1936 Dodge

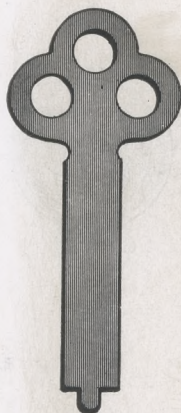


**1199DR**  
1936 DeSoto

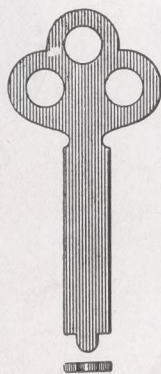


**1199E**  
1936 Plymouth

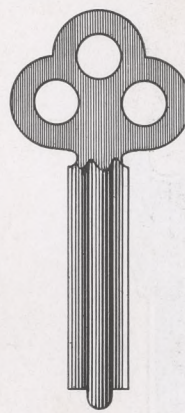
To fit Yale Locks



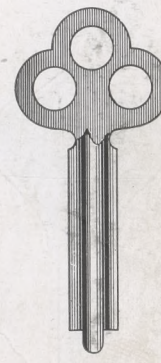
**1211S**  
Width — .305  
Thick — .060



**S1211BH**  
.255  
.060



**1269S**



**1269BS**


To fit Yale Locks

**CYLINDER  
KEY  
BLANKS**




**NICKEL SILVER**

**TO FIT LOCKS NOT OF AMERICAN MANUFACTURE**



**999E**  
B. K. S.



**1062CA**  
Century



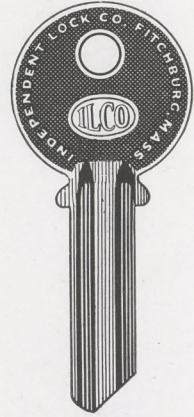
**1062S**  
Croning




**1062T**



**1070**  
Damm




**1070R**

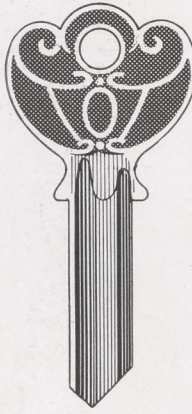


**1062RL**

Dura



**1062RR**



**1062C**




**1062L**  
Etas



**1062LS**



**1062**  
4 Pin



**1062A**  
5 Pin

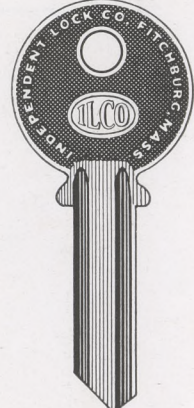


**A1062A**

H. F. L.



**A1062L**




**1062B**



NICKEL SILVER

TO FIT LOCKS NOT OF AMERICAN MANUFACTURE

CYLINDER  
KEY  
BLANKS



  
**1062X**  
Jowil



  
**1062E**



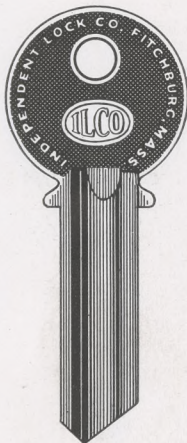
  
**1062F**  
Kenrick




  
**1062G**




  
**1062P**  
Lips




  
**A1062P**



  
**R1062P**





  
**1062Q**  
Lips




  
**B1062Q**




  
**B1062QR**



  
**R1062Q**



  
**1062QA**




  
**1062QB**  
Lips



  
**1062QC**



  
**1062QN**

**CYLINDER  
KEY  
BLANKS**

**NICKEL SILVER**



**TO FIT LOCKS NOT OF AMERICAN MANUFACTURE**




**1062QS**



**1062QT**

Lips



**1062RE**

Regal



**1062W**

Ronis-Mathis




**1062WA**




**1062U**

C. E. Schultz




**1062UA**



**1062Y**

Shaw 99



**1062AB**

Trio



**1033**

Union



**1033C**



**1062D**



**1062DB**




**1062DC**

Union



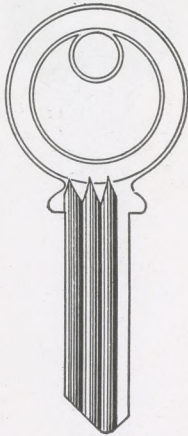
**1062DS**



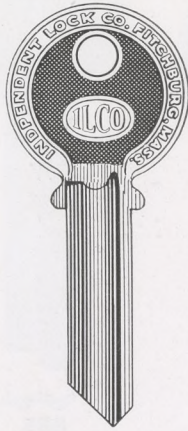
**R1062DS**




TO FIT LOCKS NOT OF AMERICAN MANUFACTURE



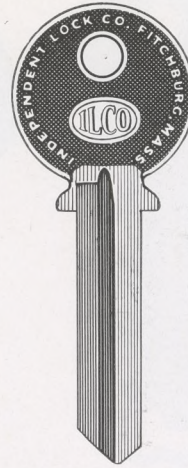
  
1026





  
1026 1/2




  
1062H  
Vaughan




  
1062HL




  
R1062HL




  
1062 J




  
1062 JA



  
1062M



  
1062MA




  
1062MS  
Vaughan

Vaughan

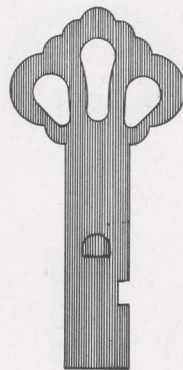


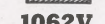
  
1033Z

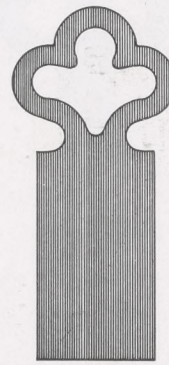


  
1062N


Zeni



  
1062V  
(Steel)  
Columbia



  
1424  
(Steel)




  
1424A  
(Steel)




**S  
A  
F  
E  
  
D  
E  
P  
O  
S  
I  
T  
  
K  
E  
Y  
  
B  
L  
A  
N  
K  
S**


**NICKEL SILVER**



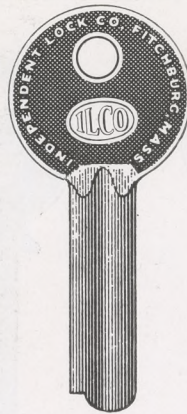
**884**




**884R**



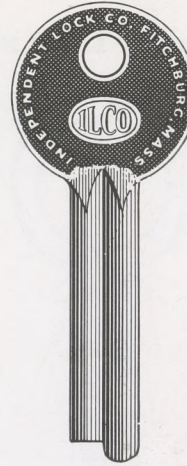
**884B**



**884BR**




**885**

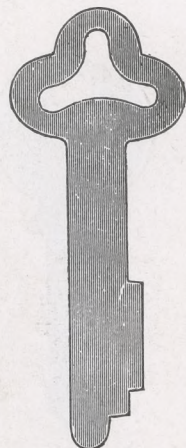


**885R**

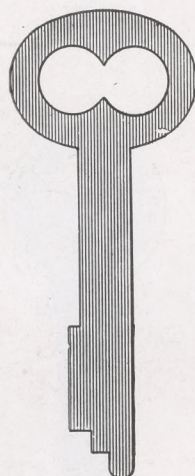
To fit Mosler



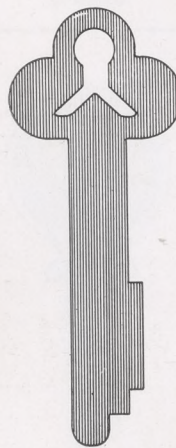
**1028** (.055)  
**1028L** (.050)  
Width — .375  
Thick —



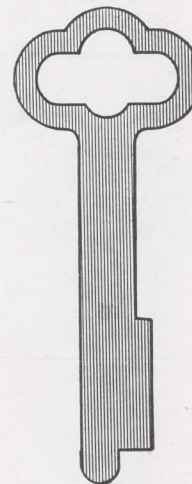
**1028A**  
.385  
.050



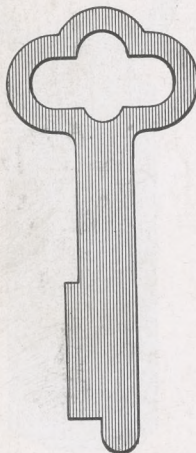
**01028A** (.050)  
**01028AH** (.060)  
.335



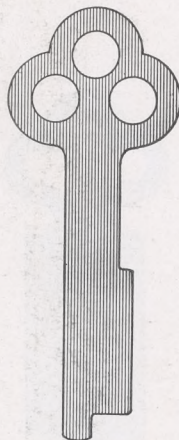
**1028AY**  
For York  
.385  
.055




**1028C**  
.375  
.050




**1028D**  
Width — .375  
Thick — .050




**1028E**  
.365  
.050



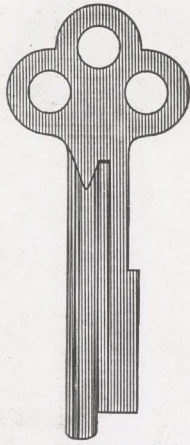
**1028G**  
.335  
.060



**1028N**  
.335  
.060

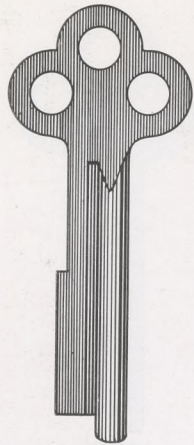


**1028P**

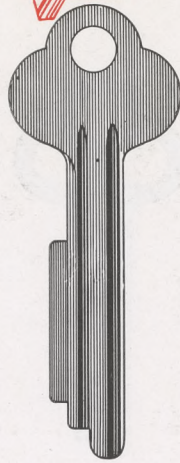


**1052**  
**1052A** (1 Hole in Head)

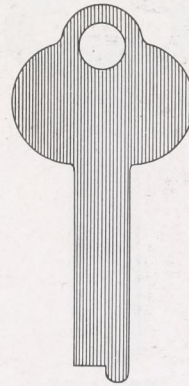
Width —  
Thick —



**1052R**



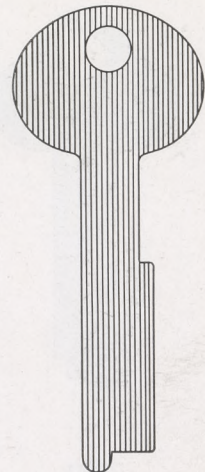
**1052B**  
For York Safe



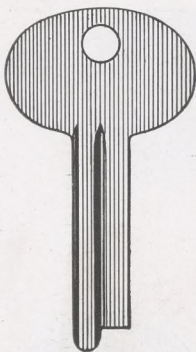
**1063**

.280  
.060


For Sargent & Greenleaf



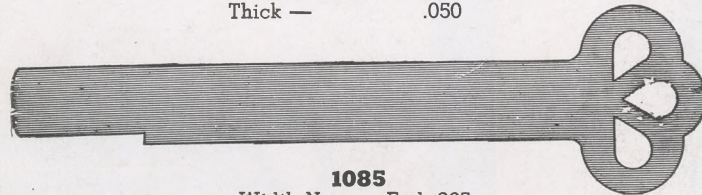
**1063D**  
.375  
.070




**1068**




**1084**  
Width Narrow End .435  
Thick — .050




**1085**  
Width Narrow End .365  
Thick — .050  
To fit Sargent & Greenleaf



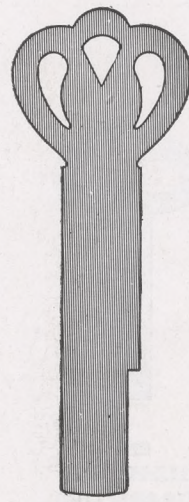
**1084B**  
Width — .340  
Thick — .055




**1086**  
Width Narrow End — .435  
Thick — .050



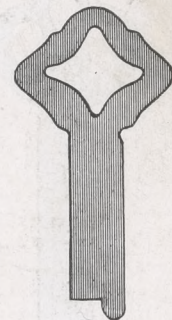
**1087**  
.360  
.050



**1088**  
.360  
.050



**1089**  
.375  
.050

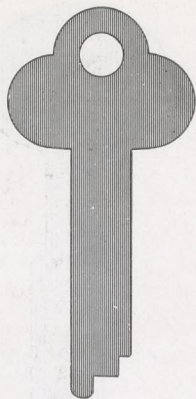


**1089B**  
.295  
.050

To fit Sargent & Greenleaf

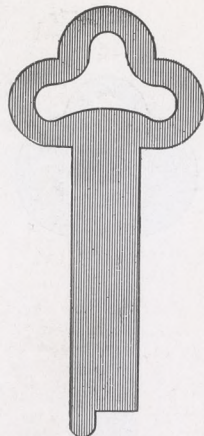
**S  
A  
F  
E  
  
D  
E  
P  
O  
S  
I  
T  
  
K  
E  
Y  
  
B  
L  
A  
N  
K  
S**

**NICKEL SILVER**



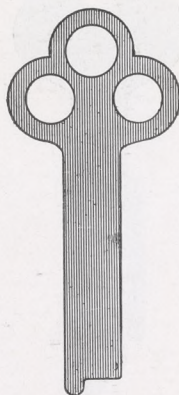
**1091**  
For Mosler

Width — .325  
Thick — .060



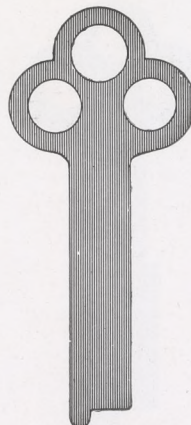
**1093** (.050)  
**1093H** (.060)

.370



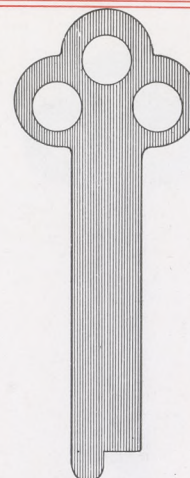
**1095** (.040)  
**1095H** (.060)  
**1095HL** (.050)

.300



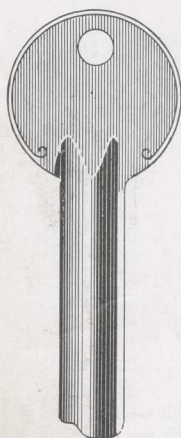
**1095A**

.300  
.040

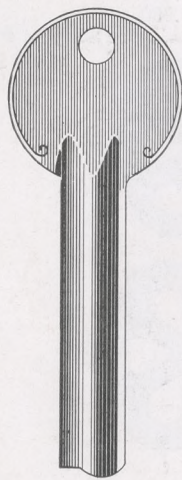


**1110A** (.050)  
**1110B** (.060)  
**1110BH** (.070)

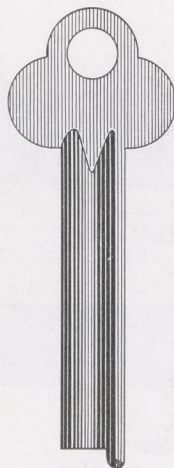
.380




**1115**



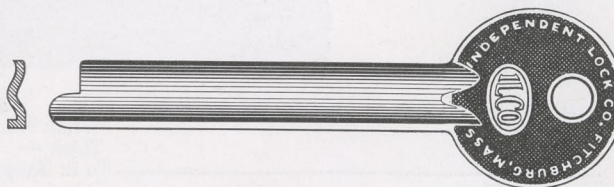
**1115A**



**1115B**

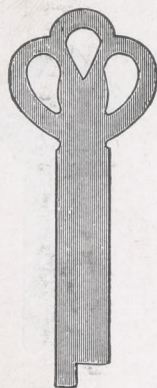


**1115AL**

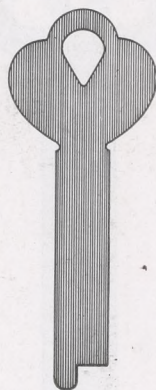


**1115XL**

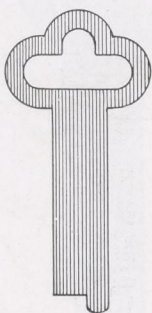
To fit Mosler Locks



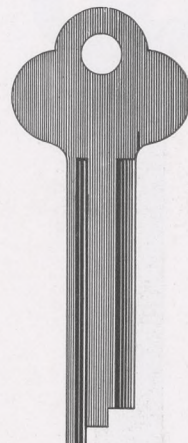
**1124**  
Width — .275  
Thick — .050



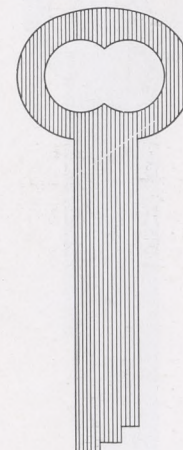
**A1124**  
.275  
.050



**1124B** (.050)  
**1124BH** (.060)  
.275

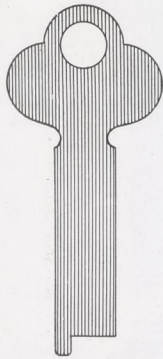


**1133**




**1134**  
.340  
.050

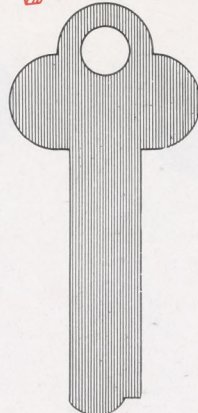
To fit H. H. M. Safe



**1224HGS**  
Width — .295  
Thick — .070




**1312NS**  
.330  
.060



**1323**  
For Mosler  
.375  
.060

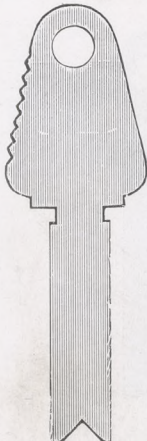


**1365**  
For Diebold  
.335  
.055

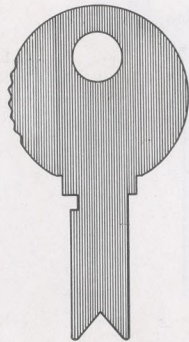


**1033A**  
For Durand Locker  
.300  
.060

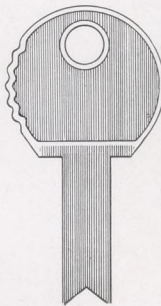
To fit Safe Deposit Locks



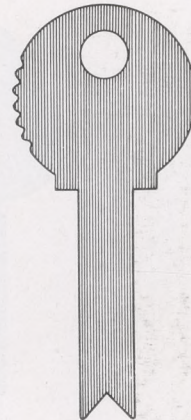
**1033B**  
Also Durand  
Width — .295  
Thick — .085



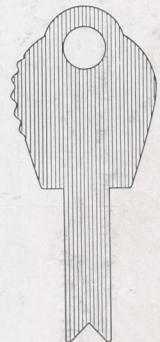
**1033D**  
.300  
.090



**1033E**  
.250  
.090



**1033F**  
Also Dudley  
.295  
.090

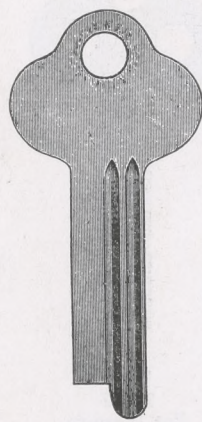


**1033G**  
EPCO  
.250  
.090

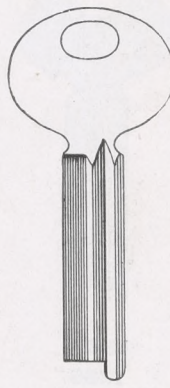
To fit Bell Locker and Cabinet Locks



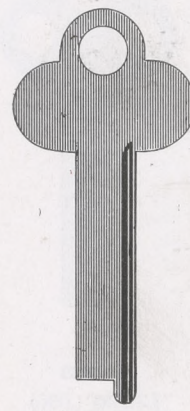
**1037**




**1037A**



**1037B**



**1037C**




**1037CA**

To fit Narragansett Locker Locks

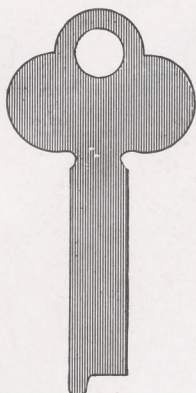
**MISCELLANEOUS KEY BLANKS**

**NICKEL SILVER**



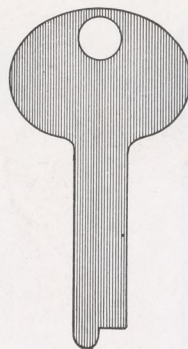
**1037CL**

Width —  
Thick —



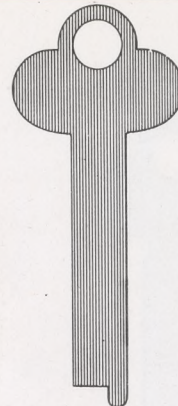
**1037D**

.335  
.060



**1037E**

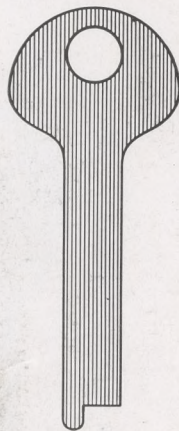
.275  
.060



**1066**

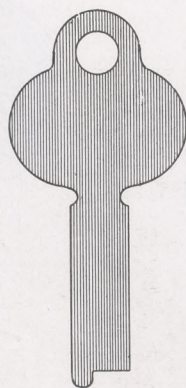
For Diebold  
.285  
.050

To fit Narragansett Locker Locks



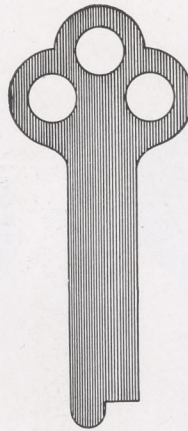
**S1213AH**

Width — .300  
Thick — .060



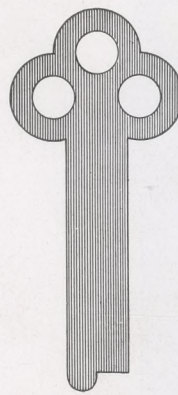
**1303S**  
For Lyons

.300  
.060



**S1306A**  
**S1306AN** (1 Hole in Head)  
For Eagle

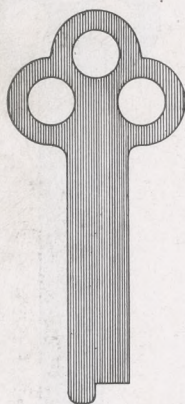
.375  
.050



**1321S** (.050)  
**1321SH** (.060)

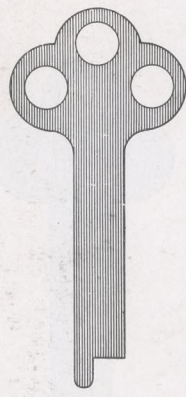
.300

To fit Locker Locks



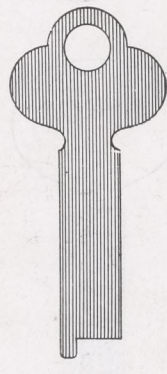
**1321SL**

Width — .305  
Thick — .040



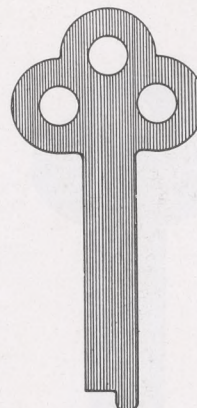
**1322S** (.050)  
**1322SH** (.060)

.275



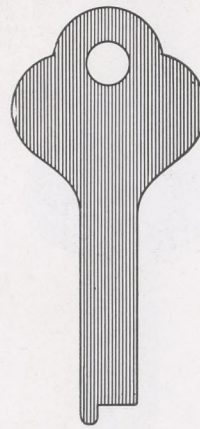
**1326**  
For Medart

.305  
.065



**1327**  
For Western

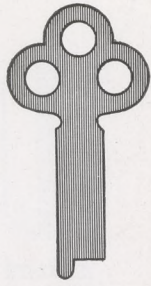
.280  
.060



**1332S**  
For Medart

.295  
.065

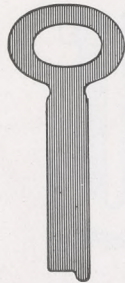
To fit Locker Locks



1032

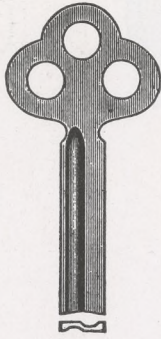
Width — .245  
Thick — .040

To fit Letter Box Locks

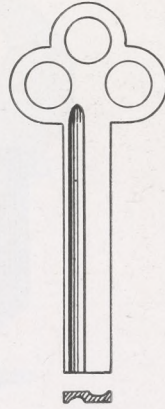


1032A

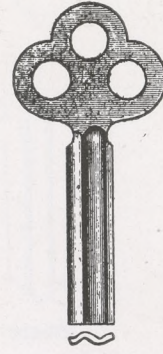
.245  
.045



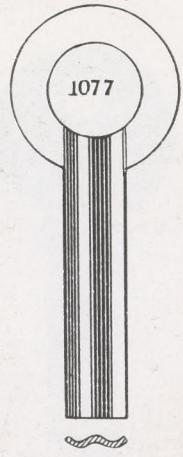
1051



1051A



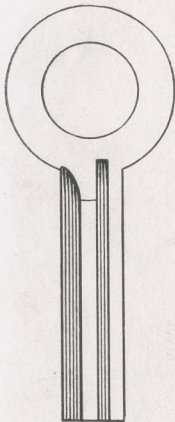
1051S



1077


1077

To fit Electric Switches

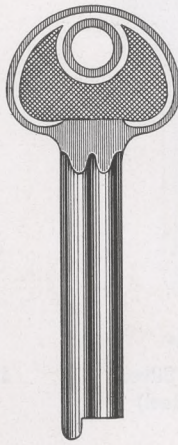


1078

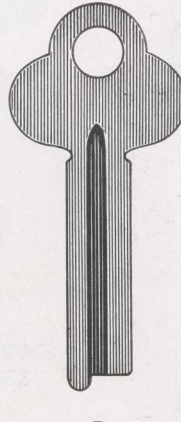
To fit Electric Switches




1078A



1100




1135



1324 (.070)  
1324L (.050)

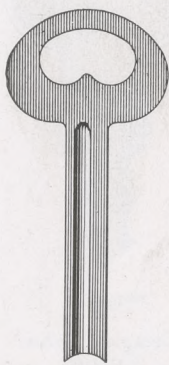
Width — .310  
Thick —

To fit Wardrobe Locks



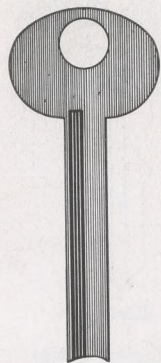
1324S

.310  
.070




1319

To fit Electric Switches

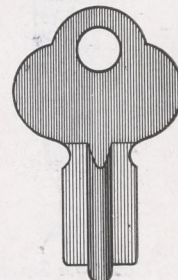


1319S



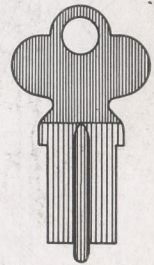
1081C

Thick — .075



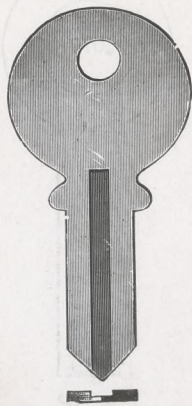
1423

To fit Suitcase Locks




1423B  
(Brass)

**MISC.  
AUTO  
KEYS  
AND  
BLANKS**



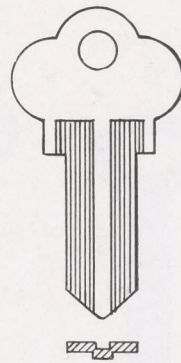
**1040**



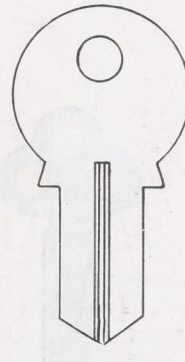
**01040**



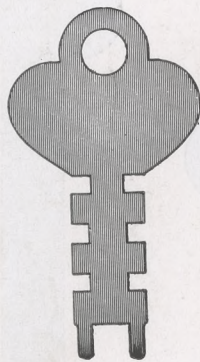
**1041**



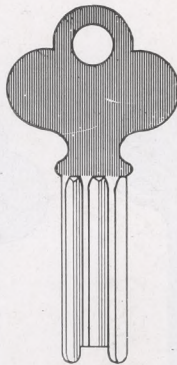
**1041B**



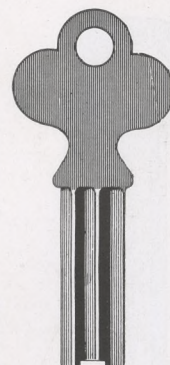
**1074**



**1264 (Steel)**



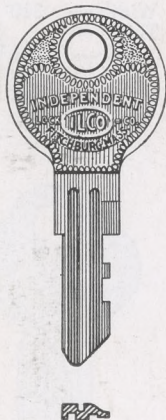
**1302S (N. Silver)**  
**1302 (Steel)**




**1302SR (N. Silver)**



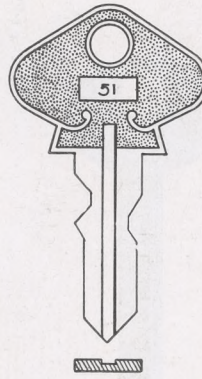
Complete Series  
Carried  
**A31 to A54**




Complete Series  
Carried  
**BMC1 to 4**  
For 1932 Buick  
Glove Comp't.



Complete Series  
Carried  
**DB76 to DB99**



Complete Series  
Carried  
**F51 to F74**




Complete Series  
Carried  
(576 Keys)  
To fit Chicago Locks



CASH REGISTER KEYS



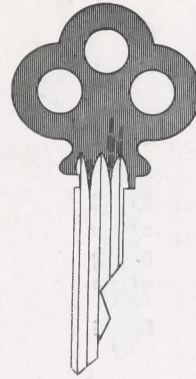
700  
To fit 2-3



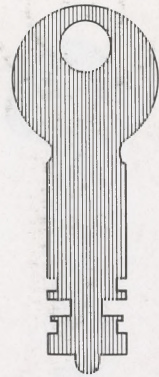
701  
To fit 2-700



702  
To fit 1-800




703  
To fit 3



704  
To fit 1-700


For National Cash Registers



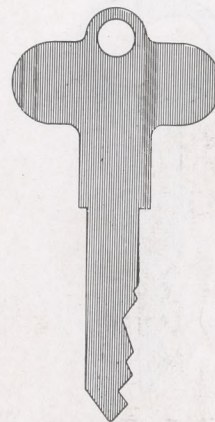
705  
To fit 6




706  
To fit 8



707  
To fit 5




708

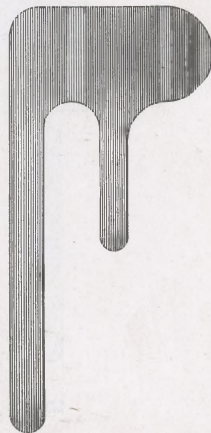


709  
To fit G

For National Cash Registers



710



711



712  
To fit 5L



714  
To fit 2H

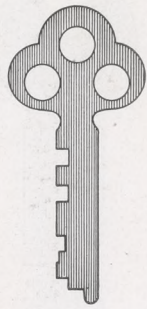


715  
To fit 2HO

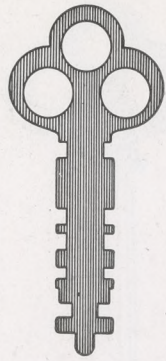
For National Cash Registers



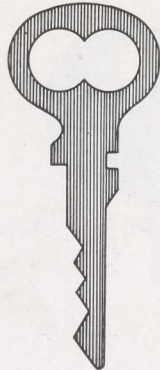
**CASH REGISTER KEYS**



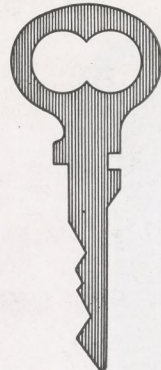
**716**  
To fit 1D



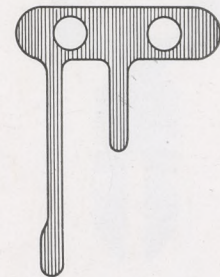
**718**  
To fit 4



**719X**  
To fit X1



**719Z**  
To fit Z1

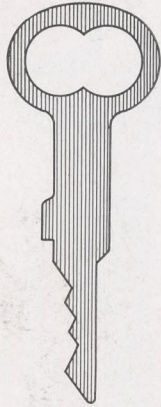


**720**

For National Cash Registers



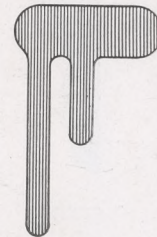
**721**  
To fit New No. 5



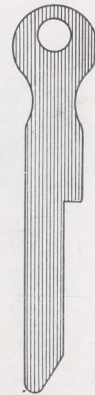
**722**



**723**  
To fit No. 10

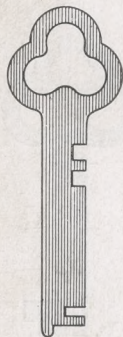


**724**  
To fit E



**725**

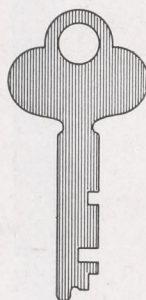
For National Cash Registers



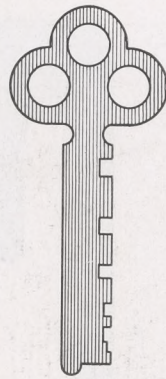
**726A**  
To fit Drawer A




**726B**  
To fit Drawer B



**727**  
To fit New No. 6



**728**  
To fit New No. 2

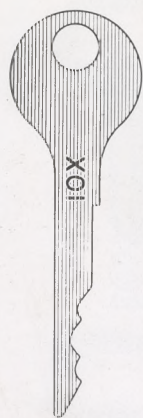


**729**  
To fit New No. 7

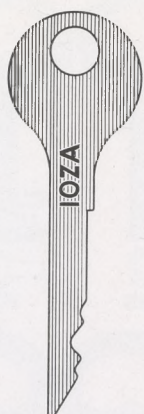
For National Cash Registers



CASH REGISTER KEYS AND BLANKS



730X  
To fit 10X



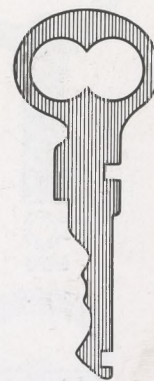
730Z  
To fit 10ZA



731




732X  
To fit AX1




732Z  
To fit AZ1

For National Cash Registers



X1000FR




1129



1129A




1129R



1129C

For National Cash Registers



No. 66KA

CASH REGISTER KEY ASSORTMENT  
No. 66KA

This key assortment contains one each of the cash register keys Nos. 700 to 732Z inclusive.

**TRUNK  
KEYS**






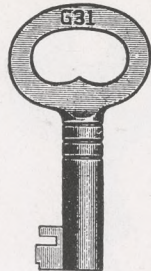
**TRUNK  
KEYS**



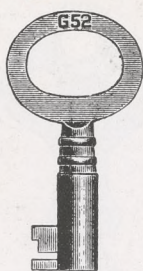
540




541




542



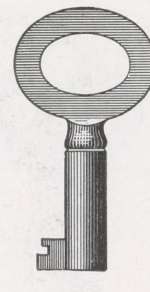
543



544



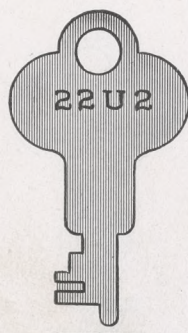
545



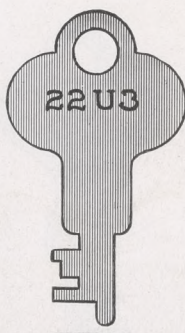
546



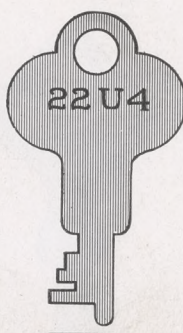
600



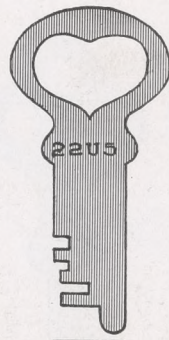
601



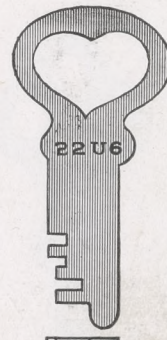
602



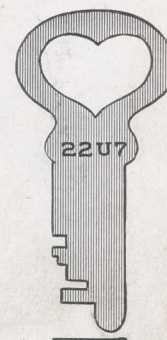
603



604



605



606



607



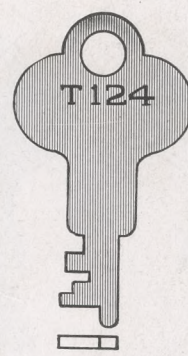
608



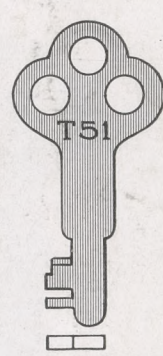
609



610



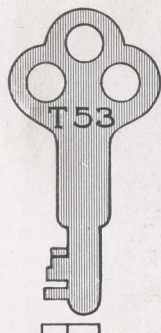
611



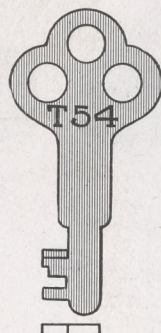
612



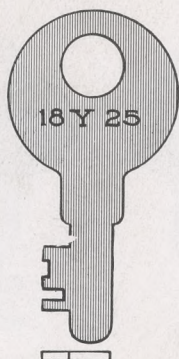
613



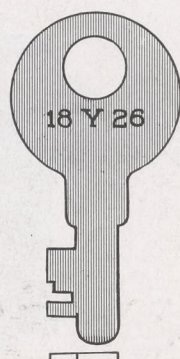
614



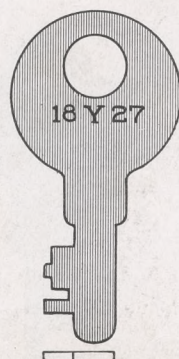
615



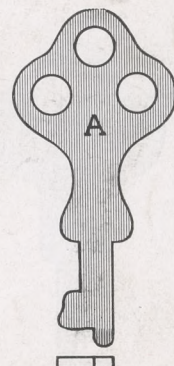
616



617



618


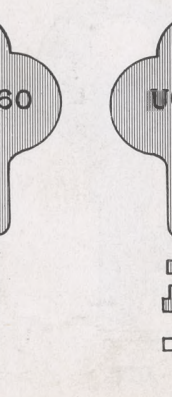
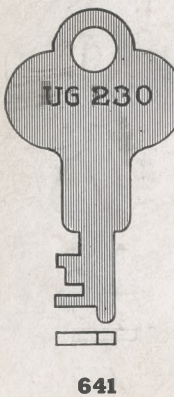
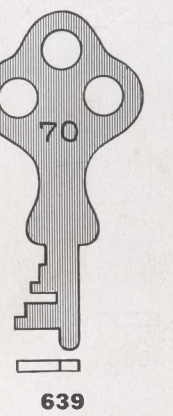

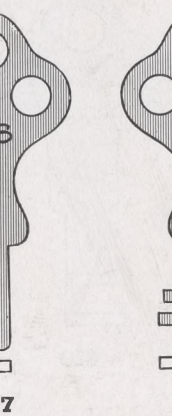
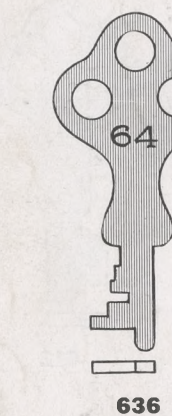
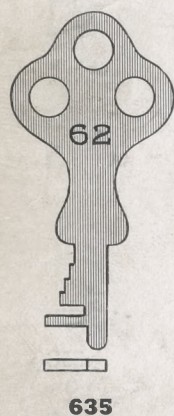
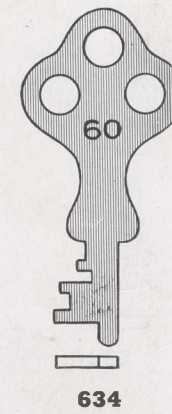
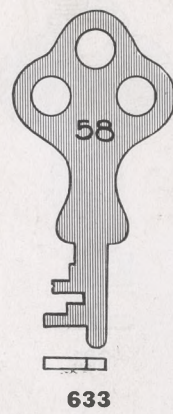
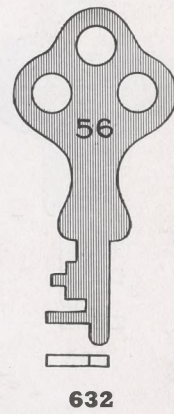
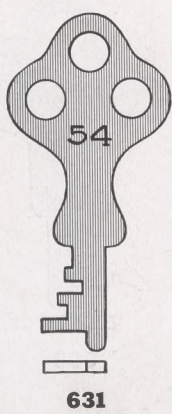
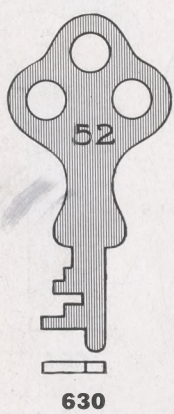
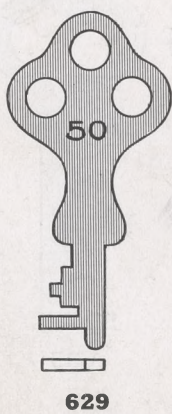
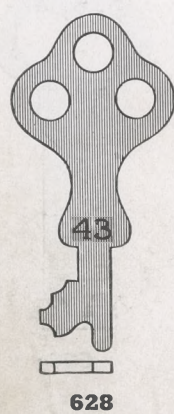
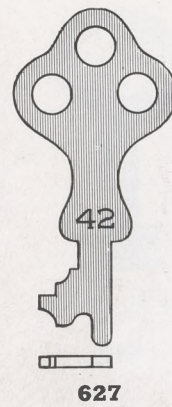
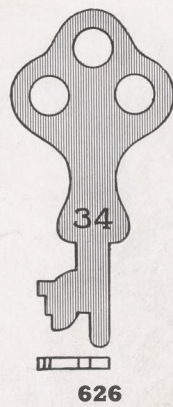
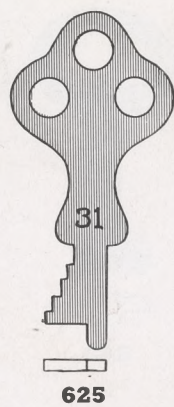
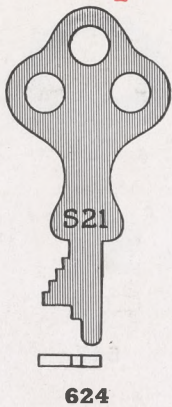
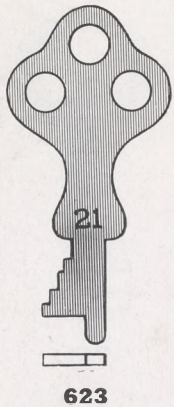
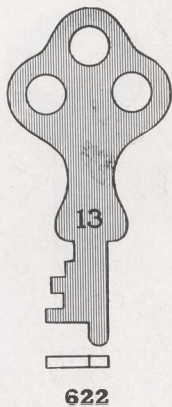
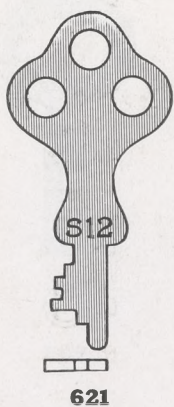


619



620

**TRUNK  
KEYS**



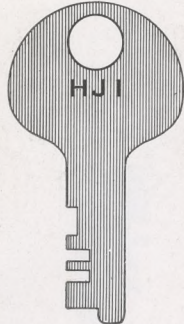


**TRUNK KEYS**

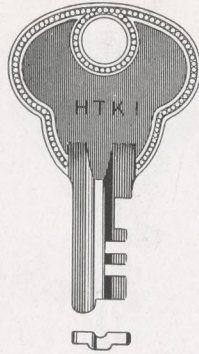


**8888**


For Bassett



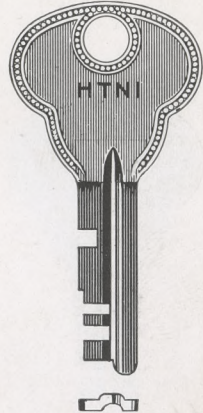
Complete Series Carried  
**HJ1 to HJ12**



Complete Series Carried  
**HTK1 to HTK12**



Complete Series Carried  
**HTM1 to HTM12**



Complete Series Carried  
**HTN1 to HTN12**

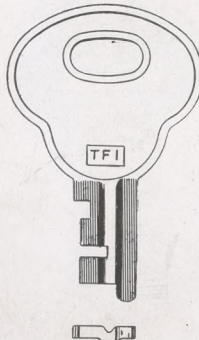
To fit Corbin Locks



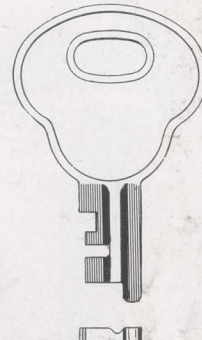
**T82**



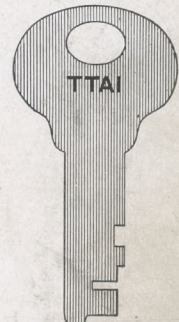
Complete Series Carried  
**T133 to T136**



Complete Series Carried  
**TF1 to TF12**

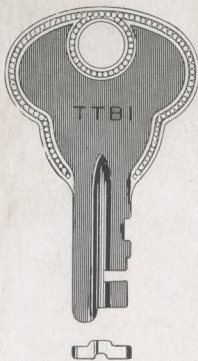


Complete Series Carried  
**TQ13 to TQ24**

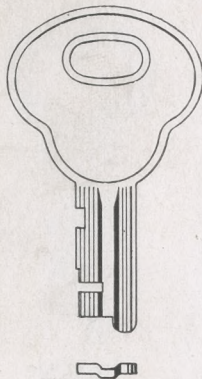


Complete Series Carried  
**TTA1 to TTA6**

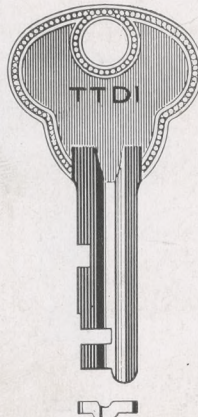
To fit Corbin Locks



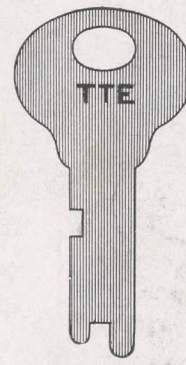
Complete Series Carried  
**TTB1 to TTB6**



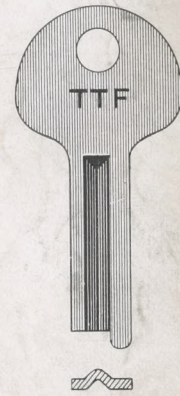
Complete Series Carried  
**TTC1 to TTC6**



Complete Series Carried  
**TTD1 to TTD6**



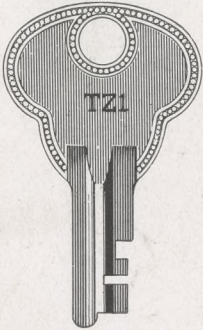
Complete Series Carried  
**TTE1-TTE2-TTE3**




Complete Series Carried  
**TTF1-TTF2-TTF3**

To fit Corbin Locks


**TRUNK KEYS**



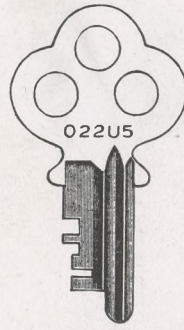
Complete Series Carried  
**TZ1 to TZ12**



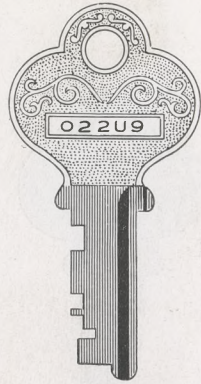
Complete Series Carried  
**WBS1 to WBS12**  
To fit Corbin Locks




Complete Series Carried  
**WBT1 to WBT12**



Complete Series Carried  
**022U5 to 022U8**



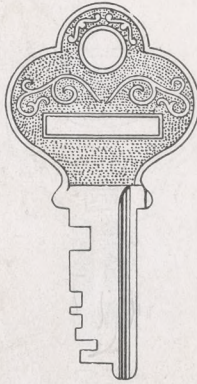
Complete Series Carried  
**022U9 to 022U14**



Complete Series Carried  
**022U15 to 022U20**



Complete Series Carried  
**022U21 to 022U24**



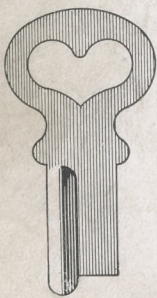
Complete Series Carried  
**022U25 to 022U30**  
**022U37 to 022U48**  
To fit Eagle Locks



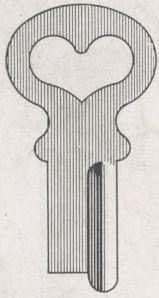
Complete Series Carried  
**022U67 to 022U69**



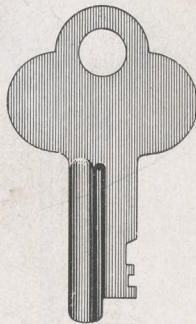
Complete Series Carried  
**022U73 to 022U78**



Complete Series Carried  
**56K5-56K6**



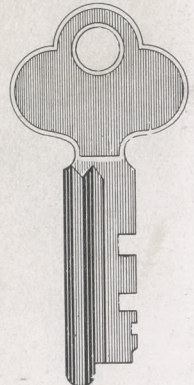
Complete Series Carried  
**56K7-56K8**



Complete Series Carried  
**56K9 to 56K12**



Complete Series Carried  
**56V1 to 56V3**  
**56V16 to 56V18**

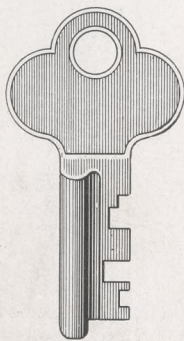


Complete Series Carried  
**56V4 to 56V15**

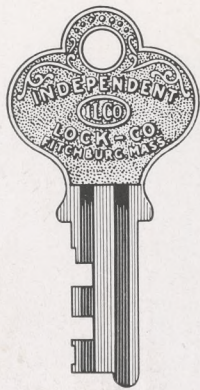
To fit Eagle Locks




**TRUNK  
KEYS**



Complete Series Carried  
**56V19 to 56V21**




Complete Series Carried  
**56V25 to 56V27**



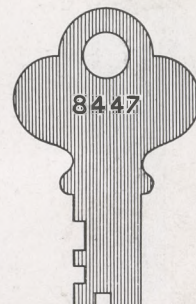
Complete Series Carried  
**99Y1 to 99Y12**



**1416**

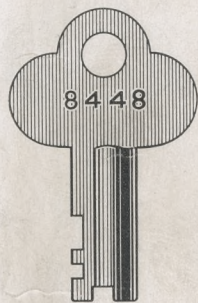


**8446**

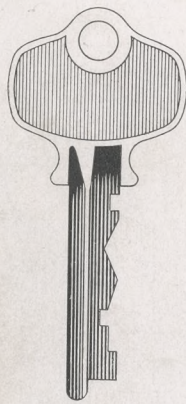


**8447**

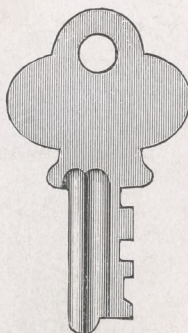
To fit Eagle Locks




**8448**  
For Eagle



**CK11**  
To fit C11



Complete Series Carried  
**T35 to T37**

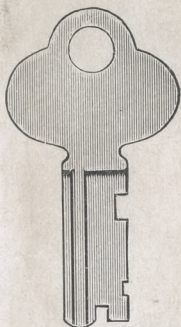


**T44**




**1930**

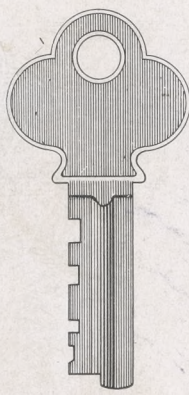
To fit Everlasting Locks



Complete Series Carried  
**5931 to 5933**



Complete Series Carried  
**5941 to 5943**



Complete Series Carried  
**5951 to 5953**



Complete Series Carried  
**X5951 to X5953**



Complete Series Carried  
**T6654 to T6657**

To fit Everlasting Locks





**T  
R  
U  
N  
K  
  
K  
E  
Y  
S**



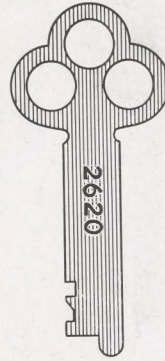
  
**1081D**



  
**1081DR**



  
**1414C  
(N87)**

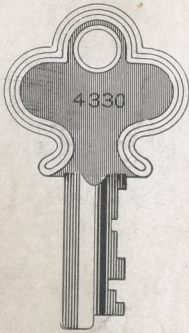


  
**2620**

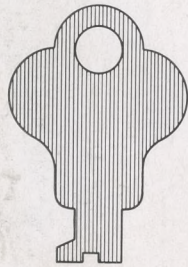


  
Complete Series  
Carried  
**4230  
4250  
4260**


To fit Excelsior Locks



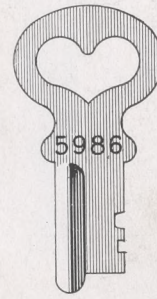
  
Complete Series  
Carried  
**4330  
4350  
4360**



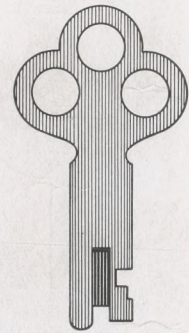
  
**5984**



  
**5985**

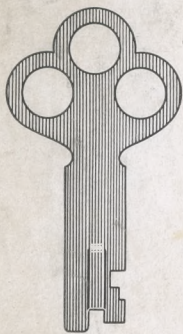


  
**5986**

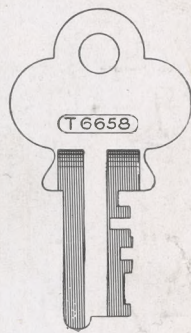



  
**5987**

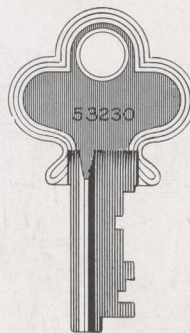
To fit Excelsior Locks




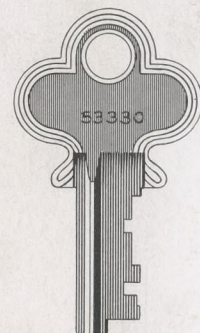
  
**5988**




  
Complete Series  
Carried  
**T6658 to T6663  
same as  
T2540 to T2545**



  
Complete Series  
Carried  
**53230  
53250  
53260**

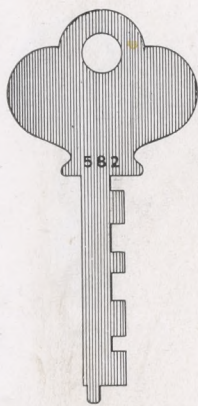


  
Complete Series  
Carried  
**53330  
53350  
53360**

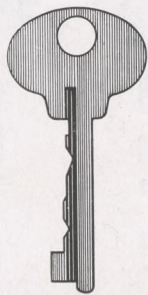
To fit Excelsior Locks



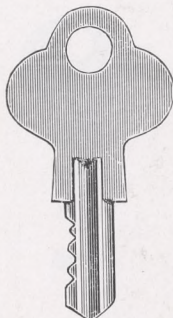
**TRUNK & LETTER BOX KEYS**



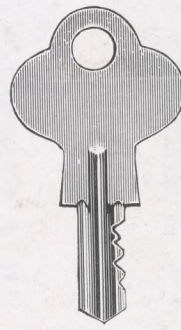
582



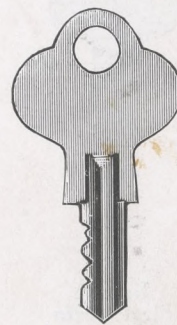
1375



1415



1415D

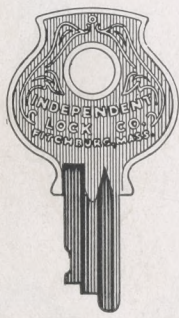


1415R

To fit Milwaukee Mi-Lock



1058




1058B



1058C



1062K



1570



1572

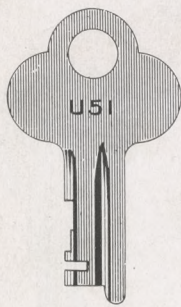
To fit Neumann and Intimo Locks



1573



1879



Complete Series Carried  
U51 to U54



Complete Series Carried  
Y51 to Y54



Letter Box Keys Complete Series Carried  
S1A1 to S1A12

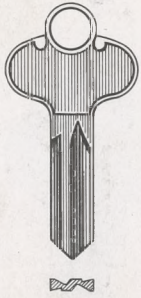


3404

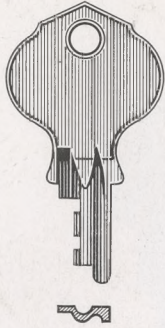
To fit Neumann and Intimo Locks

To fit Yale Locks

**BAG & SUITCASE KEYS**



**94**  
Newark  
Rivet Works



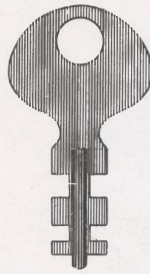
**825**  
Matthews  
Mfg. Co.




**X1238**  
Samson



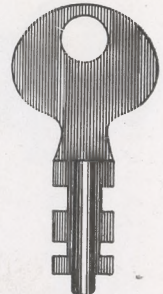
**1520**



**1521**



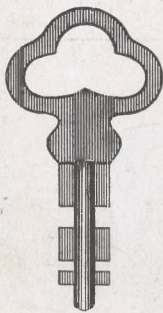
**1522**




**1523**



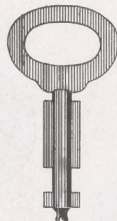
**1524**



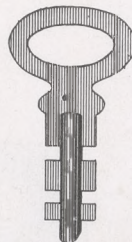
**1525**



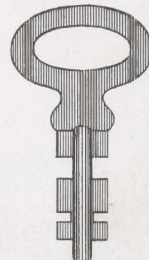
**1526**



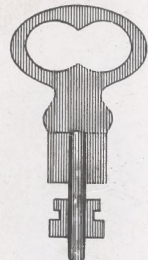
**1527**



**1528**



**1529**



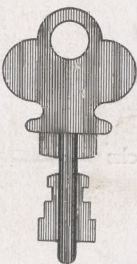
**1530**



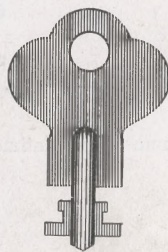
**1531**



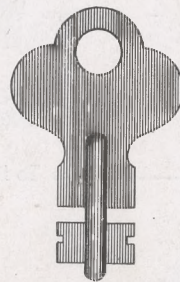
**1532**



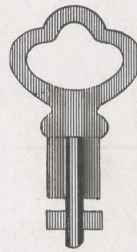
**1533**



**1534**



**1535**



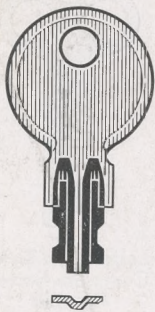
**1536**



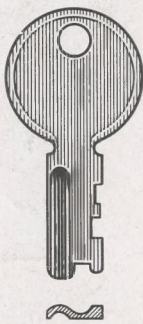
**1537**



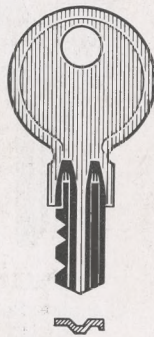
**1538**



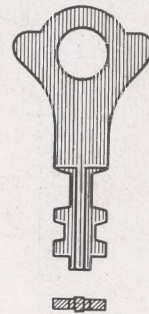
**1550**



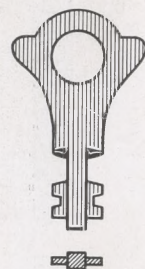
**1551**



**1552**

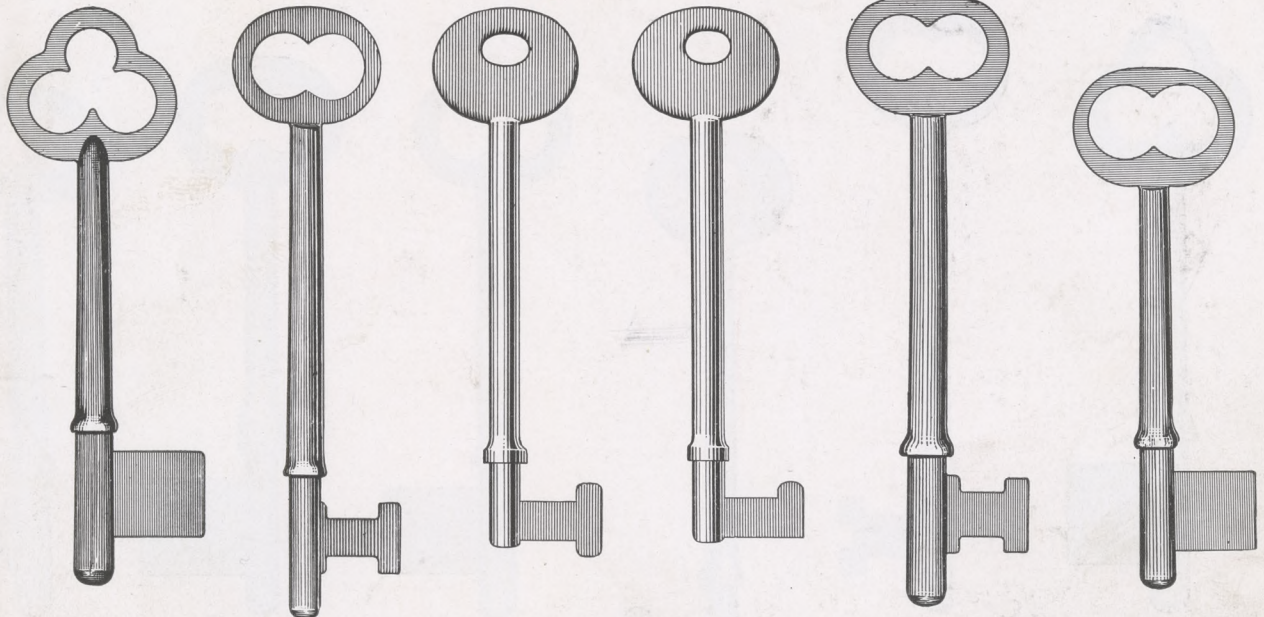


**1553**



**1554**

To fit Presto Locks



Post (Gauge No.)  
Neck  
Bit Height  
Bit Width  
Bit Thick

**1M**  
3  
 $\frac{7}{64}$  in.  
 $\frac{15}{32}$  "  
 $\frac{7}{16}$  "  
 $\frac{5}{64}$  "

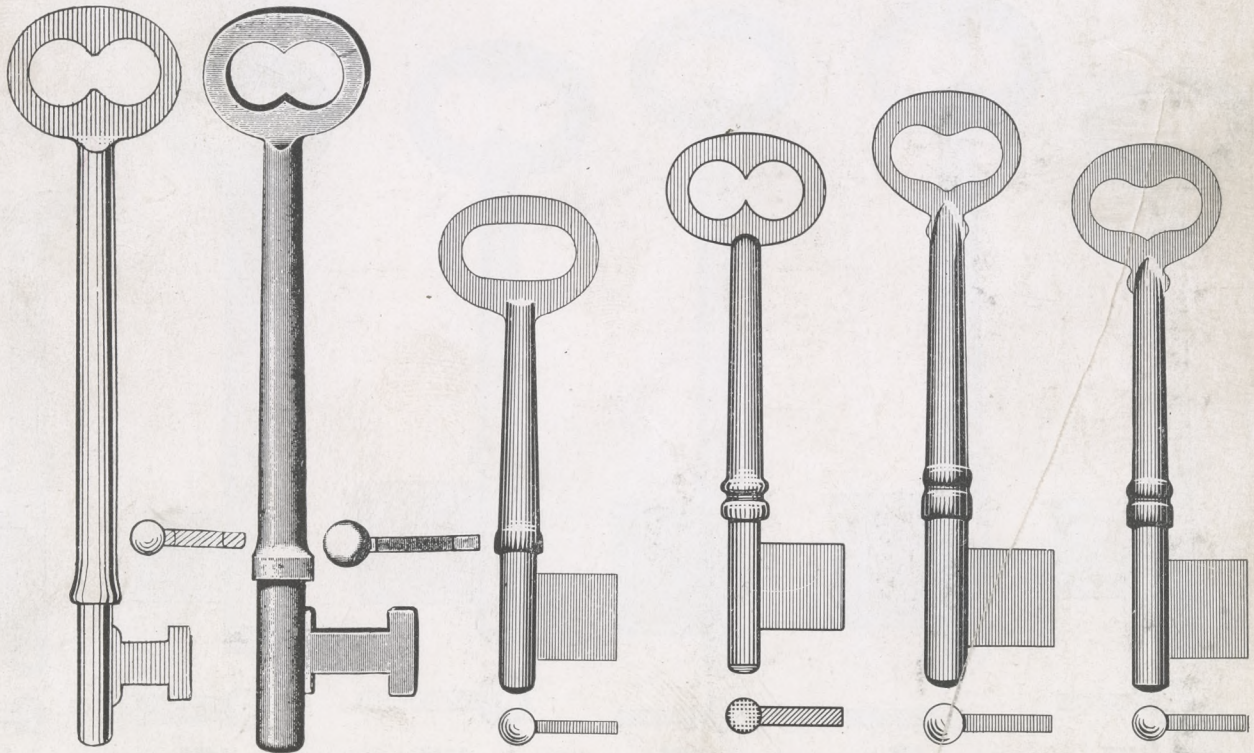
**2M**  
20  
 $\frac{1}{8}$  in.  
 $\frac{13}{32}$  "  
 $\frac{3}{8}$  "  
 $\frac{5}{64}$  "

**2DM**  
19  
 $\frac{3}{16}$  in.  
 $\frac{13}{32}$  "  
 $\frac{3}{8}$  "  
 $\frac{5}{64}$  "

**2EM**  
19  
 $\frac{3}{16}$  in.  
 $\frac{13}{32}$  "  
 $\frac{9}{32}$  "  
 $\frac{5}{64}$  "

**3M**  
9  
 $\frac{1}{8}$  in.  
 $\frac{7}{16}$  "  
 $\frac{3}{8}$  "  
 $\frac{1}{16}$  "

**4M**  
9  
 $\frac{3}{32}$  in.  
 $\frac{7}{16}$  "  
 $\frac{7}{16}$  "  
 $\frac{5}{64}$  "



Post (Gauge No.)  
Neck  
Bit Height  
Bit Width  
Bit Thick

**2AM**  
10  
 $\frac{1}{8}$  in.  
 $\frac{13}{32}$  "  
 $\frac{3}{8}$  "  
 $\frac{3}{32}$  "

**3AM**  
 $\frac{1}{4}$  in.  
 $\frac{3}{32}$  "  
 $\frac{17}{32}$  "  
 $\frac{1}{2}$  "  
 $\frac{1}{64}$  "

**4BM**  
4  
 $\frac{3}{32}$  in.  
 $\frac{13}{32}$  "  
 $\frac{15}{32}$  "  
 $\frac{3}{32}$  "

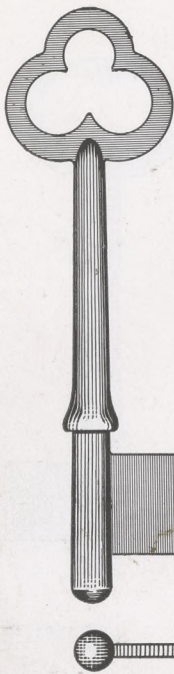
**5M**  
7  
 $\frac{3}{32}$  in.  
 $\frac{7}{16}$  "  
 $\frac{1}{2}$  "  
 $\frac{3}{32}$  "

**5AM**  
 $\frac{15}{64}$  in.  
 $\frac{1}{8}$  "  
 $\frac{7}{16}$  "  
 $\frac{1}{2}$  "  
 $\frac{3}{32}$  "

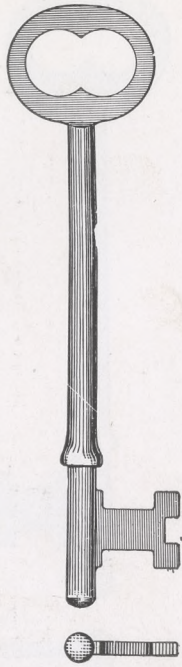
**5BM**  
5  
 $\frac{5}{32}$  in.  
 $\frac{7}{16}$  "  
 $\frac{1}{2}$  "  
 $\frac{3}{32}$  "

**B  
I  
T  
  
K  
E  
Y  
  
B  
L  
A  
N  
K  
S**

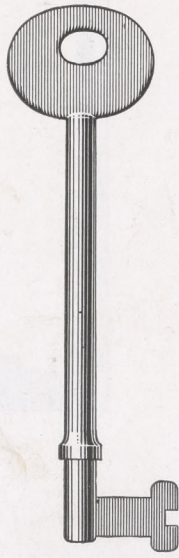
**MALLEABLE IRON**



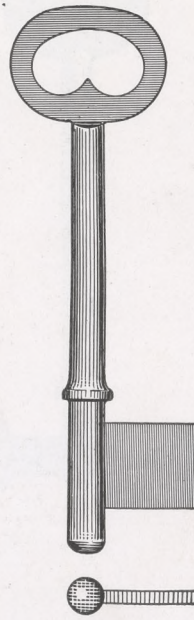
**6M**  
Post (Gauge No.) 5  
Neck  $\frac{3}{32}$  in.  
Bit Height  $\frac{15}{32}$  "  
Bit Width  $1\frac{1}{2}$  "  
Bit Thick  $\frac{5}{64}$  "



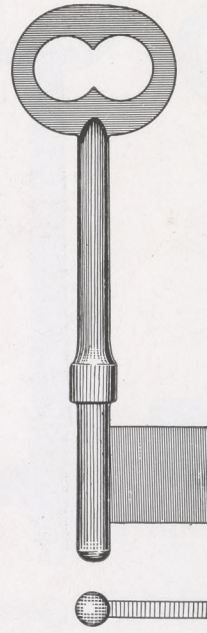
**7M**  
20  
 $\frac{3}{32}$  in.  
 $\frac{13}{32}$  "  
 $\frac{3}{8}$  "  
 $\frac{5}{64}$  "



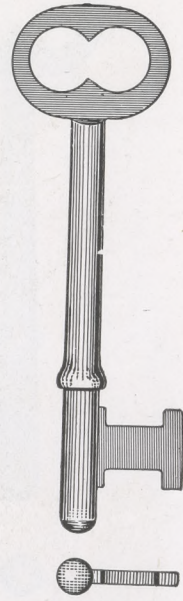
**7DM**  
19  
 $\frac{6}{32}$  in.  
 $\frac{7}{16}$  "  
 $\frac{3}{8}$  "  
 $\frac{5}{64}$  "



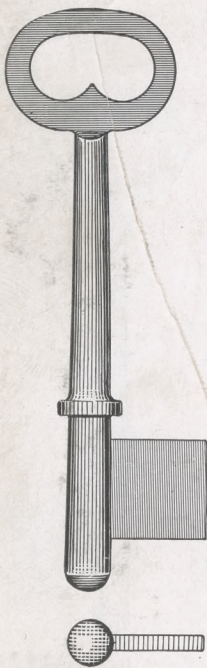
**8M**  
10  
 $\frac{1}{16}$  in.  
 $\frac{1}{2}$  "  
 $\frac{15}{32}$  "  
 $\frac{5}{64}$  "



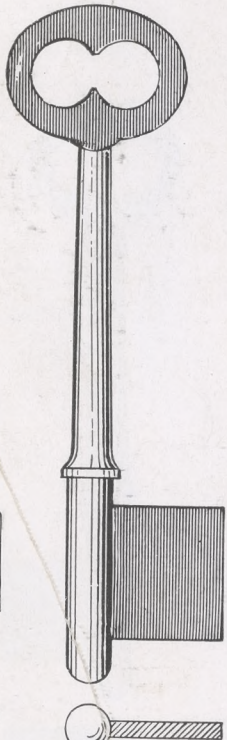
**9M**  
15  
 $\frac{3}{32}$  in.  
 $\frac{17}{32}$  "  
 $1\frac{1}{2}$  "  
 $\frac{5}{64}$  "



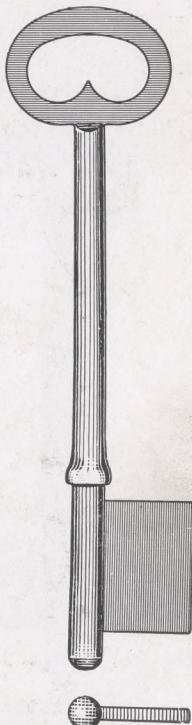
**10M**  
15  
 $\frac{1}{16}$  in.  
 $\frac{13}{32}$  "  
 $1\frac{1}{2}$  "  
 $\frac{5}{64}$  "




**11M**  
Post (Gauge No.)  $\frac{1}{4}$  in.  
Neck  $\frac{1}{16}$  "  
Bit Height  $\frac{1}{2}$  "  
Bit Width  $\frac{9}{16}$  "  
Bit Thick  $\frac{3}{32}$  "



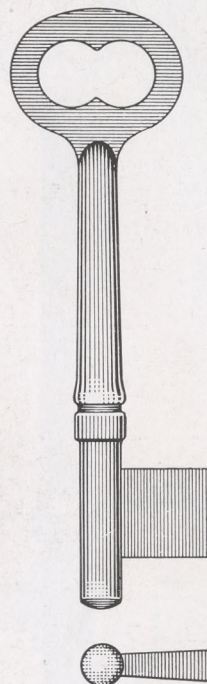
**11AM**  
 $1\frac{1}{64}$  in.  
 $\frac{3}{32}$  "  
 $\frac{9}{16}$  "  
 $\frac{3}{4}$  "  
 $\frac{3}{32}$  "



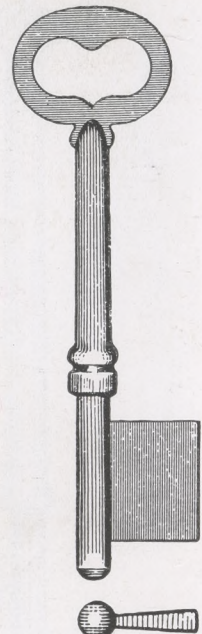
**12M**  
12  
 $\frac{1}{16}$  in.  
 $\frac{7}{16}$  "  
 $2\frac{1}{32}$  "  
 $\frac{5}{64}$  "



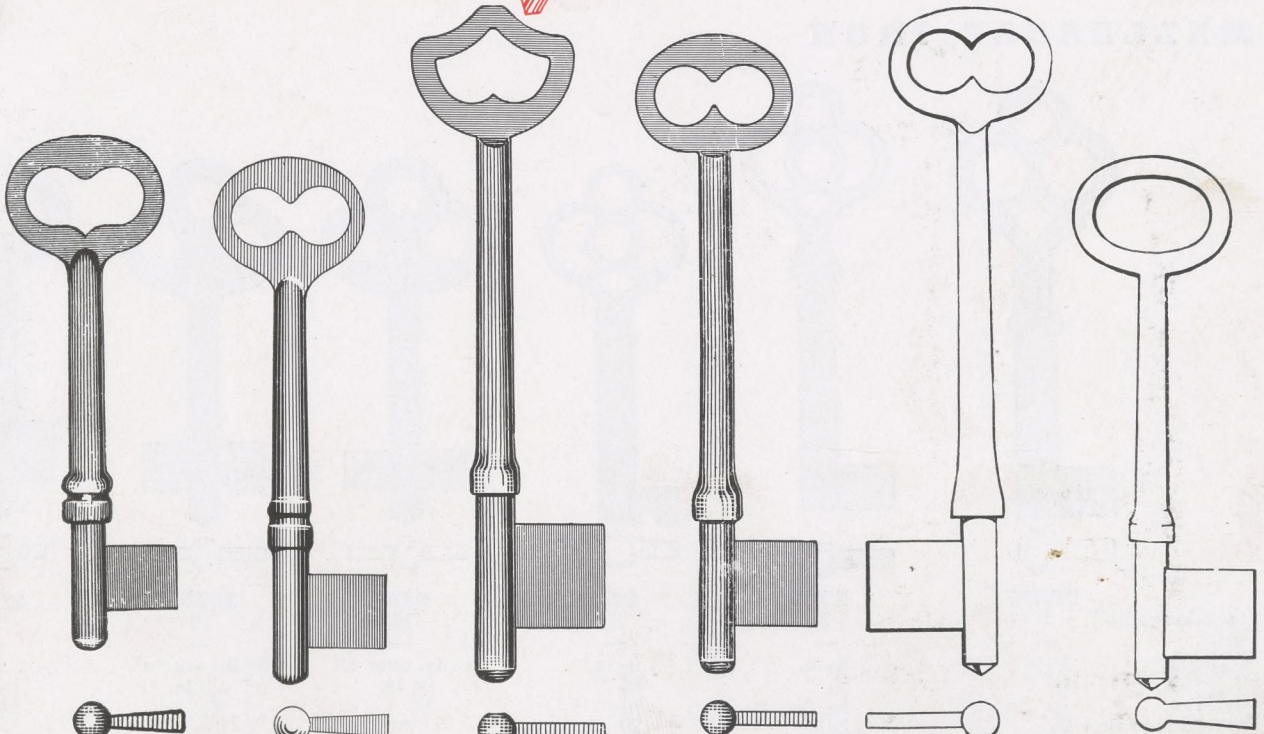
**13M**  
 $\frac{1}{4}$  in.  
 $\frac{1}{16}$  "  
 $\frac{9}{16}$  "  
 $\frac{5}{8}$  "  
 $\frac{3}{32}$  "



**14M**  
2  
 $\frac{5}{32}$  in.  
 $\frac{15}{32}$  "  
 $\frac{15}{32}$  "  
 $1\frac{1}{64}$  "



**14AM**  
5  
 $\frac{3}{32}$  in.  
 $\frac{15}{32}$  "  
 $\frac{5}{8}$  "  
 $\frac{9}{64}$  "



**14BM**  
 Post (Gauge No.) 15  
 Neck  $\frac{1}{8}$  in.  
 Bit Height  $\frac{3}{8}$  "  
 Bit Width  $\frac{11}{32}$  "  
 Bit Thick  $\frac{9}{64}$  "

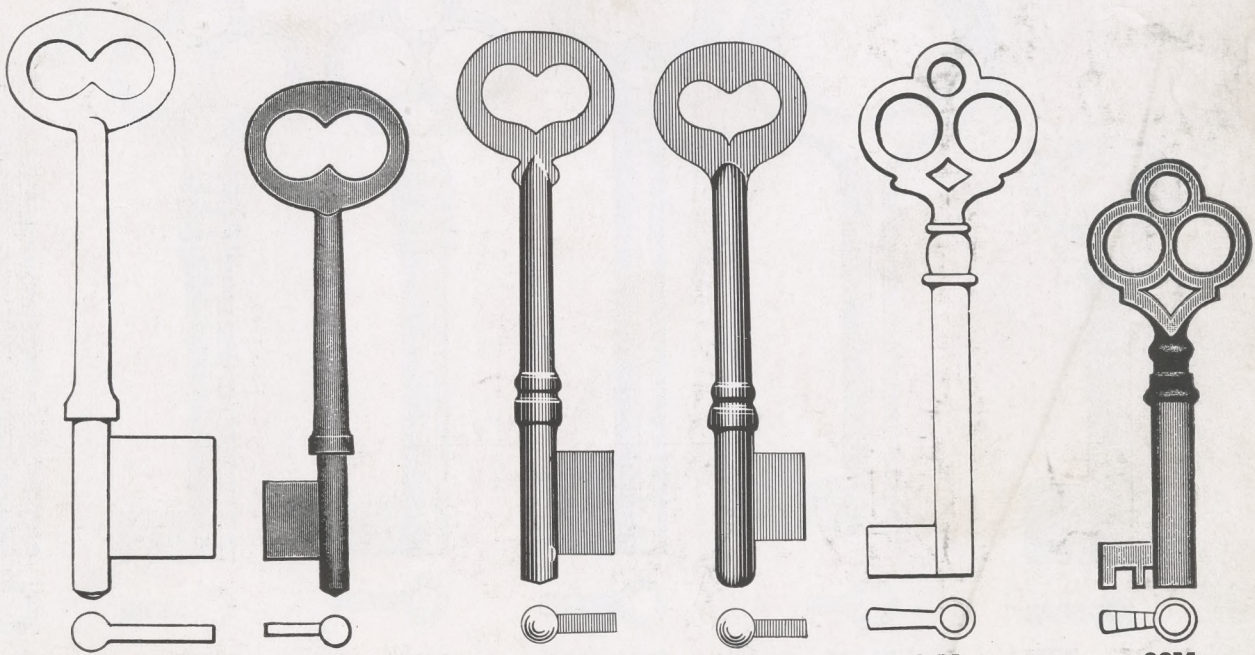
**14CM**  
 9  
 $\frac{1}{8}$  in.  
 $\frac{7}{16}$  "  
 $\frac{3}{8}$  "  
 $\frac{3}{32}$  "

**15M**  
 10  
 $\frac{1}{8}$  in.  
 $\frac{7}{16}$  "  
 $\frac{9}{16}$  "  
 $\frac{3}{32}$  "

**16M**  
 12  
 $\frac{1}{16}$  in.  
 $\frac{7}{16}$  "  
 $\frac{7}{16}$  "  
 $\frac{5}{64}$  "

**17M**  
 12  
 $\frac{3}{32}$  in.  
 $\frac{1}{2}$  "  
 $\frac{1}{2}$  "  
 $\frac{5}{64}$  "

**18M**  
 8  
 $\frac{1}{8}$  in.  
 $\frac{7}{16}$  "  
 $\frac{1}{2}$  "  
 $\frac{5}{32}$  "



**19M**  
 Post (Gauge No.) 11  
 Neck  $\frac{1}{16}$  in.  
 Bit Height  $\frac{1}{2}$  "  
 Bit Width  $\frac{5}{8}$  "  
 Bit Thick  $\frac{3}{32}$  "  
 Hole (Gauge No.) —  
 Depth —

**20M**  
 17  
 $\frac{5}{64}$  in.  
 $\frac{9}{32}$  "  
 $\frac{7}{16}$  "  
 $\frac{5}{64}$  "

**20AM**  
 8  
 $\frac{1}{8}$  in.  
 $\frac{9}{32}$  "  
 $\frac{9}{16}$  "  
 $\frac{3}{32}$  "

**20BM**  
 10  
 $\frac{1}{8}$  in.  
 $\frac{5}{16}$  "  
 $\frac{15}{32}$  "  
 $\frac{3}{32}$  "

**21M**  
 3  
 —  
 $\frac{11}{32}$  in.  
 $\frac{17}{64}$  "  
 $\frac{7}{64}$  "  
 28  
 $\frac{11}{16}$  "

**22M**  
 1  
 —  
 $\frac{9}{32}$  in.  
 $\frac{1}{4}$  "  
 $\frac{7}{64}$  "  
 26  
 $\frac{9}{16}$  "

**BIT & BARREL KEY BLANKS**

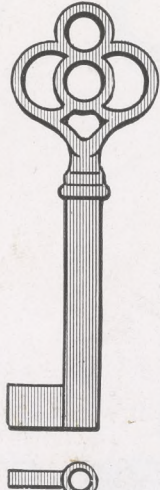


**MALLEABLE IRON**



**22BM**

Post (Gauge No.) 1  
 Neck —  
 Bit Height  $\frac{9}{32}$  in.  
 Bit Width  $\frac{1}{4}$  "  
 Bit Thick  $\frac{7}{64}$  "  
 Hole (Gauge No.) 26  
 Depth  $\frac{9}{16}$  "



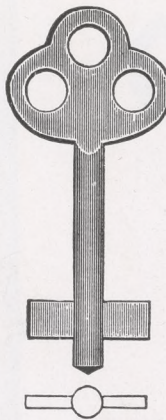
**23M**

Post (Gauge No.) 3  
 Neck —  
 Bit Height  $\frac{9}{32}$  in.  
 Bit Width  $\frac{17}{64}$  "  
 Bit Thick  $\frac{3}{32}$  "  
 Hole (Gauge No.) 28  
 Depth  $\frac{5}{8}$  "




**24M**

Post (Gauge No.) 5  
 Neck —  
 Bit Height  $\frac{7}{32}$  in.  
 Bit Width  $\frac{13}{64}$  "  
 Bit Thick  $\frac{3}{32}$  "  
 Hole (Gauge No.) 29  
 Depth  $\frac{5}{8}$  "



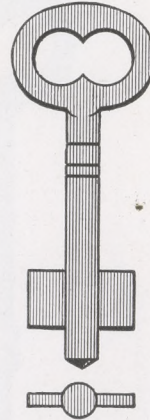
**25M**

Post (Gauge No.) 18  
 Neck —  
 Bit Height  $\frac{11}{16}$  in. over all  
 Bit Width  $\frac{7}{32}$  in.  
 Bit Thick  $\frac{5}{64}$  "  
 Hole (Gauge No.) —  
 Depth —




**25BM**

Post (Gauge No.) 18  
 Neck —  
 Bit Height  $\frac{5}{8}$  in. over all  
 Bit Width  $\frac{1}{4}$  in.  
 Bit Thick  $\frac{1}{16}$  "  
 Hole (Gauge No.) —  
 Depth —




**26M**

Post (Gauge No.) 17  
 Neck —  
 Bit Height  $\frac{19}{32}$  in. over all  
 Bit Width  $\frac{5}{16}$  in.  
 Bit Thick  $\frac{3}{32}$  "  
 Hole (Gauge No.) —  
 Depth —



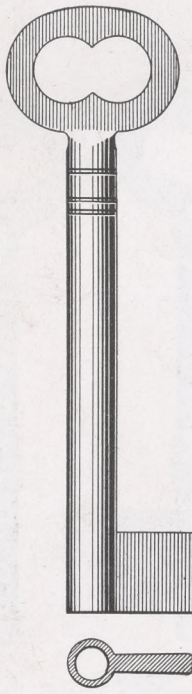
**27M**

Post (Gauge No.) 2  
 Neck —  
 Bit Height  $\frac{11}{32}$  in.  
 Bit Width  $\frac{13}{32}$  "  
 Bit Thick  $\frac{3}{32}$  "  
 Hole (Gauge No.) 20  
 Depth  $\frac{11}{16}$  "



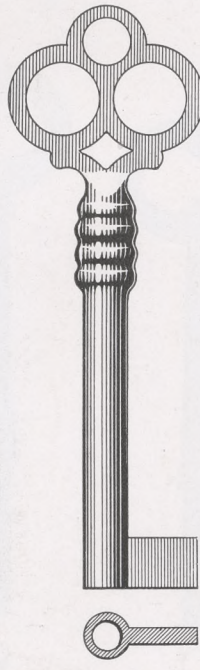
**28AM**

Post (Gauge No.)  $\frac{9}{32}$  in.  
 Neck —  
 Bit Height  $\frac{3}{16}$  "  
 Bit Width  $\frac{9}{32}$  "  
 Bit Thick  $\frac{7}{64}$  "  
 Hole (Gauge No.) 19  
 Depth  $\frac{7}{8}$  "



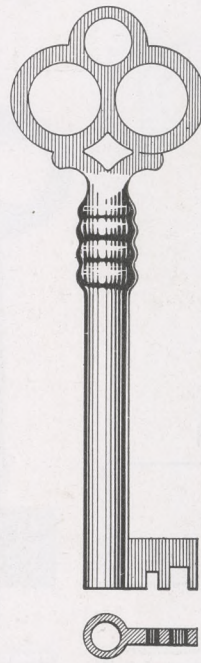
**29M**

Post (Gauge No.)  $\frac{17}{64}$  in.  
 Neck —  
 Bit Height  $\frac{3}{8}$  "  
 Bit Width  $\frac{3}{8}$  "  
 Bit Thick  $\frac{1}{8}$  "  
 Hole (Gauge No.) 13  
 Depth  $\frac{7}{8}$  "




**30M**

Post (Gauge No.) 1  
 Neck —  
 Bit Height  $\frac{3}{8}$  in.  
 Bit Width  $\frac{9}{32}$  "  
 Bit Thick  $\frac{3}{32}$  "  
 Hole (Gauge No.) 20  
 Depth  $\frac{13}{16}$  "



**30CM**

Post (Gauge No.) 1  
 Neck —  
 Bit Height  $\frac{3}{8}$  in.  
 Bit Width  $\frac{9}{32}$  "  
 Bit Thick  $\frac{3}{32}$  "  
 Hole (Gauge No.) 20  
 Depth  $\frac{13}{16}$  "




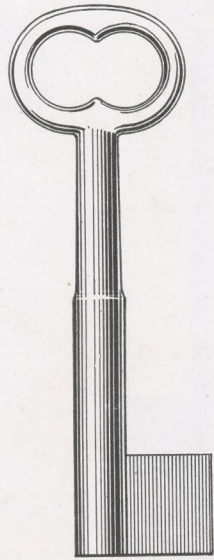
**31M**

Post (Gauge No.)  $\frac{9}{32}$  in.  
 Neck —  
 Bit Height  $\frac{3}{8}$  "  
 Bit Width  $\frac{17}{32}$  "  
 Bit Thick  $\frac{5}{32}$  "  
 Hole (Gauge No.) 12  
 Depth  $\frac{3}{4}$  "



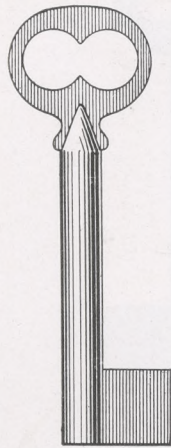
MALLEABLE IRON

B  
A  
R  
R  
E  
L  
  
K  
E  
Y  
  
B  
L  
A  
N  
K  
S



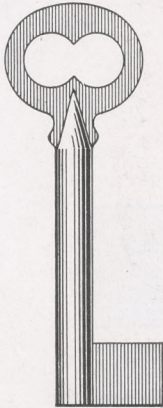
**32M**

Post (Gauge No.) 17/64 in.  
Neck —  
Bit Height 7/16 "  
Bit Width 17/32 "  
Bit Thick 9/64 "  
Hole (Gauge No.) 12  
Depth 3/4 "



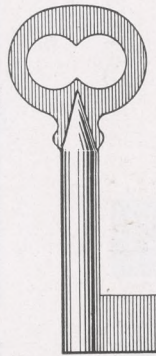
**33M**  
3

3/8 in.  
3/8 "  
3/8 "  
25  
9/16 "



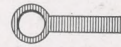
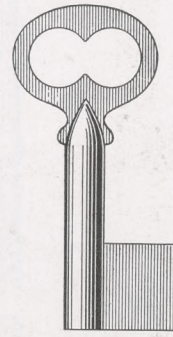
**34M**  
6

3/8 in.  
11/32 "  
3/32 "  
27  
9/16 "



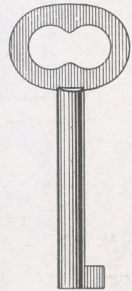
**35M**  
8

5/16 in.  
5/16 "  
3/32 "  
28  
13/16 "




**36M**  
2

11/32 in.  
15/32 "  
3/32 "  
24  
13/16 "



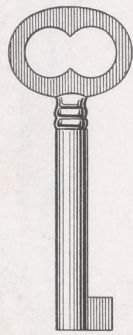
**37M**  
24

3/32 in.  
1/8 "  
1/16 "  
40  
13/16 "



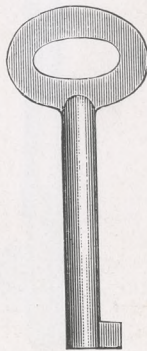
**38M**  
30

Post (Gauge No.) 30  
Neck —  
Bit Height 3/32 in.  
Bit Width 15/64 "  
Bit Thick 1/16 "  
Hole (Gauge No.) 43  
Depth 13/16 "



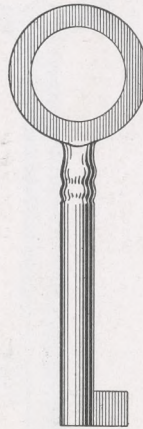
**39M**  
18

3/16 in.  
3/16 "  
1/16 "  
34  
13/16 "



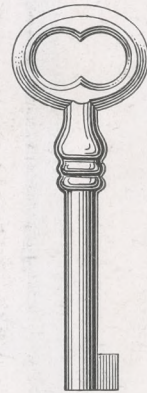
**39AM**  
8

3/32 in.  
3/16 "  
1/16 "  
34  
1 "



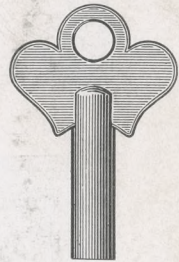
**40M**  
12

3/16 in.  
3/16 "  
3/32 "  
30  
13/16 "



**41M**  
10

1/8 in.  
3/16 "  
3/32 "  
30  
3/4 "



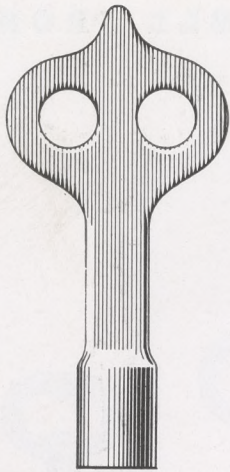
**42M**

(Steel)  
2  
—  
—  
—  
—


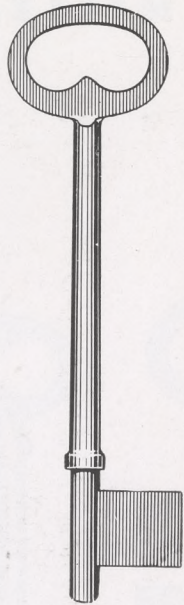


**S  
K  
A  
T  
E  
&  
B  
I  
T  
K  
E  
Y  
B  
L  
A  
N  
K  
S**

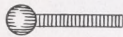
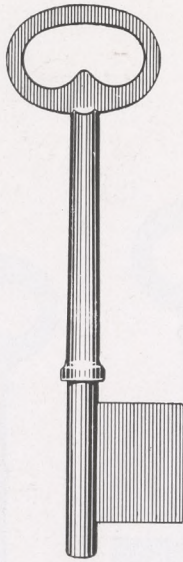
**MALLEABLE IRON**



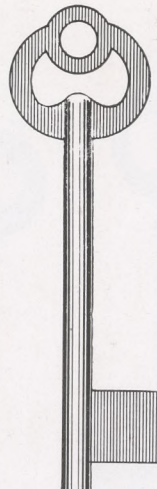
**42SK**





**44M**




**45M**



**45M**



**47M**



**48M**


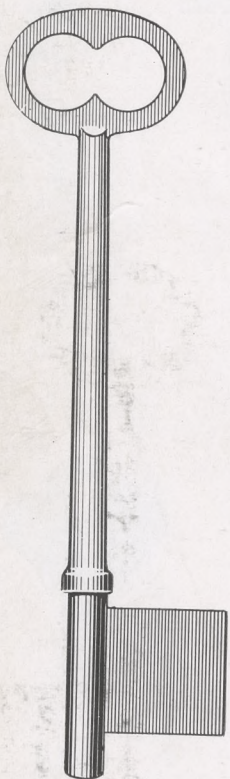
Post (Gauge No.)	20
Neck	$\frac{5}{64}$ in.
Bit Height	$\frac{7}{16}$ "
Bit Width	$\frac{7}{16}$ "
Bit Thick	$\frac{1}{16}$ "

Post (Gauge No.)	18
Neck	$\frac{3}{32}$ in.
Bit Height	$\frac{7}{16}$ "
Bit Width	$\frac{5}{8}$ "
Bit Thick	$\frac{1}{16}$ "


Post (Gauge No.)	19
Neck	—
Bit Height	$\frac{11}{32}$ in.
Bit Width	$\frac{13}{32}$ "
Bit Thick	$\frac{1}{16}$ "

Post (Gauge No.)	17
Neck	—
Bit Height	$\frac{1}{16}$ in.
Bit Width	$\frac{7}{16}$ "
Bit Thick	$\frac{5}{64}$ "


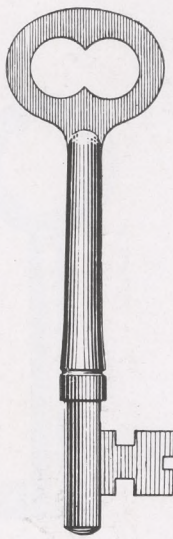
Post (Gauge No.)	15
Neck	$\frac{1}{8}$ n.
Bit Height	$\frac{3}{8}$ "
Bit Width	$\frac{3}{8}$ "
Bit Thick	$\frac{1}{16}$ "



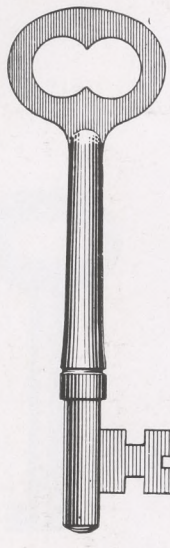
**43M**



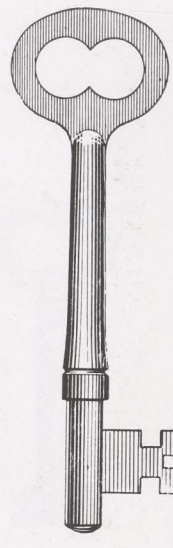
**49M**




**50M**



**51M**



**52M**



**54M**

Post (Gauge No.)	2
Neck	$\frac{1}{16}$ in.
Bit Height	$\frac{5}{8}$ "
Bit Width	$\frac{11}{16}$ "
Bit Thick	$\frac{1}{16}$ "


Post (Gauge No.)	14
Neck	$\frac{1}{8}$ in.
Bit Height	$\frac{3}{8}$ "
Bit Width	$\frac{3}{8}$ "
Bit Thick	$\frac{1}{16}$ "

Post (Gauge No.)	13
Neck	$\frac{1}{8}$ in.
Bit Height	$\frac{3}{8}$ "
Bit Width	$\frac{3}{8}$ "
Bit Thick	$\frac{3}{32}$ "

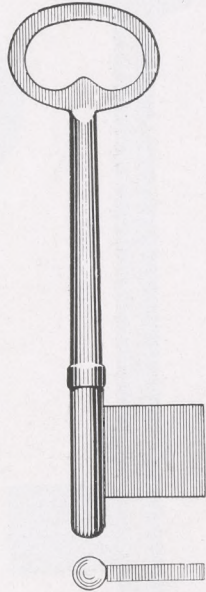
Post (Gauge No.)	13
Neck	$\frac{1}{8}$ in.
Bit Height	$\frac{3}{8}$ "
Bit Width	$\frac{3}{8}$ "
Bit Thick	$\frac{3}{32}$ "

Post (Gauge No.)	13
Neck	$\frac{1}{8}$ in.
Bit Height	$\frac{3}{8}$ "
Bit Width	$\frac{3}{8}$ "
Bit Thick	$\frac{3}{32}$ "


Post (Gauge No.)	$\frac{1}{4}$ in.
Neck	$\frac{1}{8}$ "
Bit Height	$\frac{3}{8}$ "
Bit Width	$\frac{7}{16}$ "
Bit Thick	$\frac{5}{8}$ "
Bit Thick	$\frac{3}{32}$ "



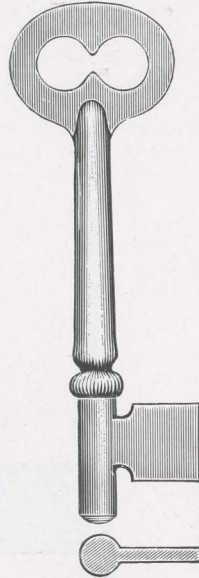
**55M**  
Post (Gauge No.) 12  
Neck  $\frac{3}{32}$  in.  
Bit Height  $\frac{7}{16}$  "  
Bit Width  $\frac{7}{16}$  "  
Bit Thick  $\frac{5}{64}$  "




**56M**  
Post (Gauge No.) 9  
Neck  $\frac{3}{32}$  in.  
Bit Height  $\frac{1}{2}$  "  
Bit Width  $\frac{15}{32}$  "  
Bit Thick  $\frac{3}{32}$  "




**57M**  
Post (Gauge No.) 9  
Neck  $\frac{1}{8}$  in.  
Bit Height  $\frac{13}{32}$  "  
Bit Width  $\frac{3}{8}$  "  
Bit Thick  $\frac{5}{64}$  "




**58M**  
Post (Gauge No.) 7  
Neck  $\frac{3}{32}$  in.  
Bit Height  $\frac{5}{8}$  "  
Bit Width  $\frac{13}{32}$  "  
Bit Thick  $\frac{3}{32}$  "




**59M**  
Post (Gauge No.) 10  
Neck  $\frac{3}{32}$  in.  
Bit Height  $\frac{13}{32}$  "  
Bit Width  $\frac{1}{2}$  "  
Bit Thick  $\frac{5}{64}$  "




**60M**  
Post (Gauge No.) 11  
Neck  $\frac{3}{32}$  in.  
Bit Height  $\frac{19}{32}$  "  
Bit Width  $\frac{1}{2}$  "  
Bit Thick  $\frac{5}{64}$  "




**61M**  
Post (Gauge No.) 6  
Neck  $\frac{1}{8}$  in.  
Bit Height  $\frac{15}{32}$  "  
Bit Width  $\frac{13}{32}$  "  
Bit Thick  $\frac{5}{64}$  "




**62M**  
Post (Gauge No.) 6  
Neck  $\frac{1}{8}$  in.  
Bit Height  $\frac{15}{32}$  "  
Bit Width  $\frac{13}{32}$  "  
Bit Thick  $\frac{3}{32}$  "




**63M**  
Post (Gauge No.) 10  
Neck  $\frac{1}{8}$  in.  
Bit Height  $\frac{11}{32}$  "  
Bit Width  $\frac{15}{32}$  "  
Bit Thick  $\frac{3}{32}$  "



**64M**  
Post (Gauge No.) 8  
Neck  $\frac{1}{8}$  in.  
Bit Height  $\frac{13}{32}$  "  
Bit Width  $\frac{7}{16}$  "  
Bit Thick  $\frac{5}{64}$  "




**65M**  
Post (Gauge No.) 8  
Neck  $\frac{1}{8}$  in.  
Bit Height  $\frac{7}{16}$  "  
Bit Width  $\frac{7}{16}$  "  
Bit Thick  $\frac{5}{64}$  "



**66M**  
Post (Gauge No.) 10  
Neck  $\frac{1}{8}$  in.  
Bit Height  $\frac{9}{16}$  "  
Bit Width  $\frac{1}{2}$  "  
Bit Thick  $\frac{5}{64}$  "

**B  
I  
T  
  
K  
E  
Y  
  
B  
L  
A  
N  
K  
S**

**MALLEABLE IRON**



**67M**  
Post (Gauge No.) 1  
Neck  $\frac{1}{8}$  in.  
Bit Height  $\frac{5}{8}$  "  
Bit Width  $\frac{19}{32}$  "  
Bit Thick  $\frac{3}{32}$  "

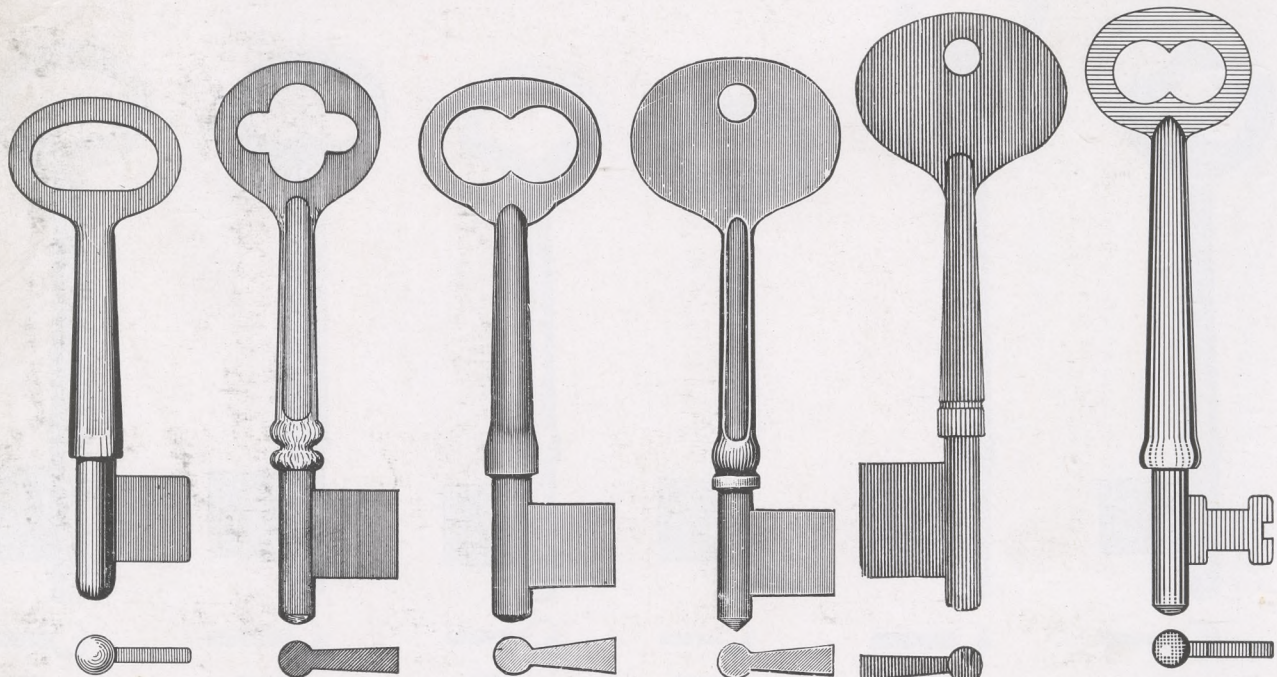
**68M**  
9  
 $\frac{1}{8}$  in.  
 $\frac{15}{32}$  "  
 $\frac{17}{32}$  "  
 $\frac{5}{64}$  "

**69M**  
15  
 $\frac{1}{8}$  in.  
 $\frac{15}{32}$  "  
 $\frac{15}{32}$  "  
 $\frac{5}{64}$  "

**71M**  
8  
 $\frac{3}{32}$  in.  
 $\frac{7}{16}$  "  
 $\frac{15}{32}$  "  
 $\frac{1}{16}$  "

**70M**  
 $\frac{15}{64}$  in.  
 $\frac{1}{8}$  "  
 $\frac{9}{16}$  "  
 $\frac{15}{32}$  "  
 $\frac{3}{32}$  "

**72M**  
 $\frac{1}{4}$  in.  
 $\frac{1}{8}$  "  
 $\frac{3}{8}$  "  
 $\frac{3}{8}$  "  
 $\frac{1}{8}$  "



**73M**  
Post (Gauge No.) 11  
Neck  $\frac{3}{32}$  in.  
Bit Height  $\frac{13}{32}$  "  
Bit Width  $\frac{7}{16}$  "  
Bit Thick  $\frac{5}{64}$  "

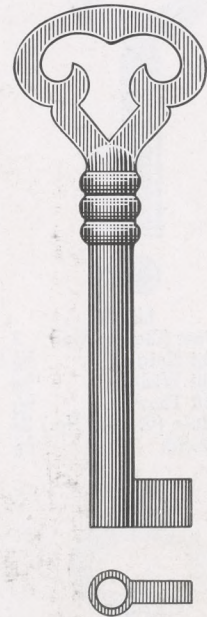

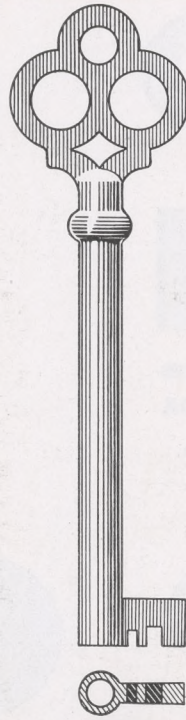
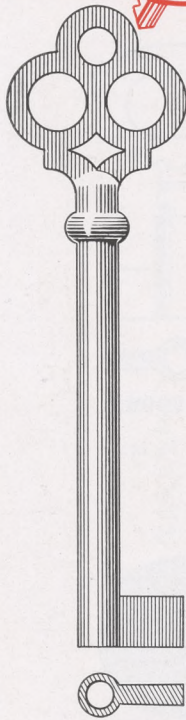
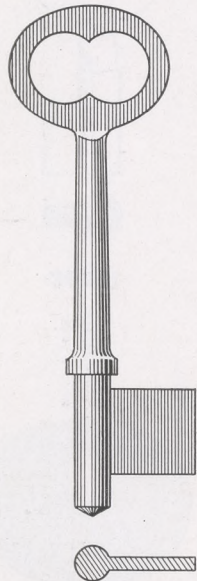
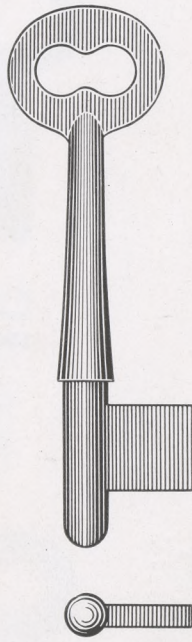
**74M**  
11  
 $\frac{1}{8}$  in.  
 $\frac{7}{16}$  "  
 $\frac{15}{32}$  "  
 $\frac{1}{8}$  "

**75M**  
11  
 $\frac{5}{32}$  in.  
 $\frac{7}{16}$  "  
 $\frac{7}{16}$  "  
 $\frac{5}{32}$  "

**77M**  
11  
 $\frac{3}{32}$  in.  
 $\frac{7}{16}$  "  
 $\frac{7}{16}$  "  
 $\frac{1}{8}$  "

**78M**  
8  
 $\frac{1}{8}$  in.  
 $\frac{7}{16}$  "  
 $\frac{5}{8}$  "  
 $\frac{5}{32}$  "

**79M**  
7  
 $\frac{1}{8}$  in.  
 $\frac{7}{16}$  "  
 $\frac{3}{8}$  "  
 $\frac{5}{64}$  "



**80M**  
 Post (Gauge No.) 3  
 Neck  $\frac{1}{8}$  in.  
 Bit Height  $\frac{7}{16}$  "  
 Bit Width  $\frac{15}{32}$  "  
 Bit Thick  $\frac{5}{64}$  "  
 Hole (Gauge No.) —  
 Depth —

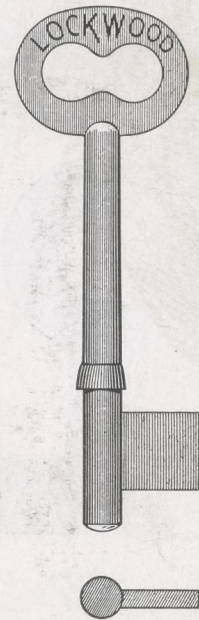
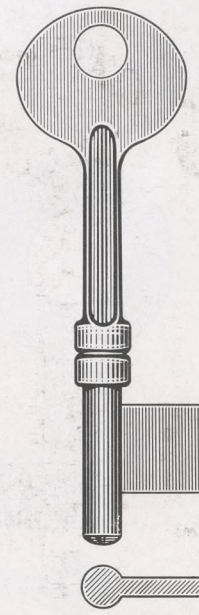

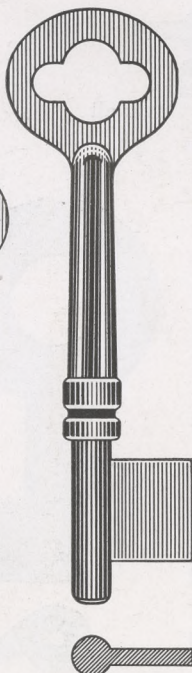
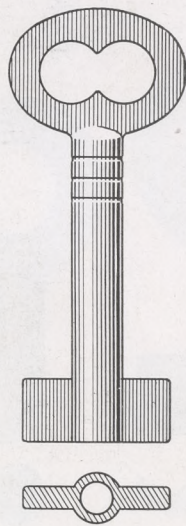
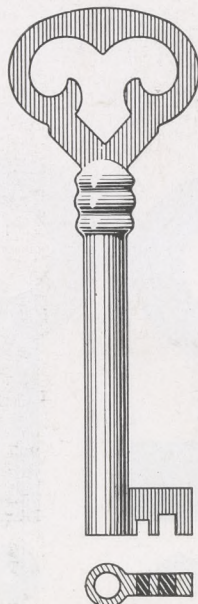
**81M**  
 Post (Gauge No.) 8  
 Neck  $\frac{1}{16}$  in.  
 Bit Height  $\frac{7}{16}$  "  
 Bit Width  $\frac{7}{16}$  "  
 Bit Thick  $\frac{1}{16}$  "  
 Hole (Gauge No.) —  
 Depth —

**82M**  
 Post (Gauge No.) 2  
 Neck —  
 Bit Height  $\frac{5}{16}$  in.  
 Bit Width  $\frac{9}{32}$  "  
 Bit Thick  $\frac{7}{64}$  "  
 Hole (Gauge No.) 26  
 Depth  $\frac{5}{8}$  "

**82CM**  
 Post (Gauge No.) 2  
 Neck —  
 Bit Height  $\frac{5}{16}$  in.  
 Bit Width  $\frac{9}{32}$  "  
 Bit Thick  $\frac{7}{64}$  "  
 Hole (Gauge No.) 26  
 Depth  $\frac{5}{8}$  "

**84M**  
 Post (Gauge No.) 9  
 Neck —  
 Bit Height  $\frac{7}{32}$  in.  
 Bit Width  $\frac{3}{16}$  "  
 Bit Thick  $\frac{3}{32}$  "  
 Hole (Gauge No.) 29  
 Depth  $\frac{1}{2}$  "

**85M**  
 Post (Gauge No.) 1  
 Neck —  
 Bit Height  $\frac{5}{32}$  in.  
 Bit Width  $\frac{1}{4}$  "  
 Bit Thick  $\frac{1}{8}$  "  
 Hole (Gauge No.) 27  
 Depth  $\frac{3}{4}$  "



**85CM**  
 Post (Gauge No.) 1  
 Neck —  
 Bit Height  $\frac{5}{32}$  in.  
 Bit Width  $\frac{1}{4}$  "  
 Bit Thick  $\frac{1}{8}$  "  
 Hole (Gauge No.) 27  
 Depth  $\frac{3}{4}$  "

**86M**  
 Post (Gauge No.)  $\frac{1}{4}$  in.  
 Neck —  
 Bit Height  $\frac{25}{32}$  " over all  
 Bit Width  $\frac{5}{32}$  "  
 Bit Thick  $\frac{1}{8}$  "  
 Hole (Gauge No.) 25  
 Depth  $\frac{9}{16}$  "

**87M**  
 Post (Gauge No.) 9  
 Neck  $\frac{3}{32}$  in.  
 Bit Height  $\frac{13}{32}$  "  
 Bit Width  $\frac{17}{32}$  "  
 Bit Thick  $\frac{1}{16}$  "  
 Hole (Gauge No.) —  
 Depth —

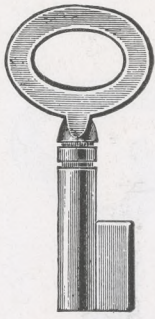
**88M**  
 Post (Gauge No.) 11  
 Neck  $\frac{1}{8}$  in.  
 Bit Height  $\frac{15}{32}$  "  
 Bit Width  $\frac{1}{2}$  "  
 Bit Thick  $\frac{5}{32}$  "  
 Hole (Gauge No.) —  
 Depth —

**89M**  
 Post (Gauge No.) 6  
 Neck  $\frac{1}{8}$  in.  
 Bit Height  $\frac{13}{32}$  "  
 Bit Width  $\frac{1}{16}$  "  
 Bit Thick  $\frac{3}{32}$  "  
 Hole (Gauge No.) —  
 Depth —

**402N**  
 Post (Gauge No.) 3  
 Neck  $\frac{3}{32}$  in.  
 Bit Height  $\frac{13}{32}$  "  
 Bit Width  $\frac{13}{32}$  "  
 Bit Thick  $\frac{3}{32}$  "  
 Hole (Gauge No.) —  
 Depth —

**B  
A  
R  
R  
E  
L  
  
K  
E  
Y  
  
B  
L  
A  
N  
K  
S**

**MALLEABLE IRON & BRONZE**




**1500**

Post (Gauge No.) 2  
 Bit Height  $\frac{3}{16}$  in.  
 Bit Width  $\frac{15}{32}$  "  
 Bit Thick  $\frac{5}{64}$  "  
 Hole (Gauge No.) 23  
 Depth  $\frac{5}{8}$  "




**1500A**

2  
 $\frac{3}{16}$  in.  
 $\frac{9}{16}$  "  
 $\frac{5}{64}$  "  
 23  
 $\frac{3}{4}$  "




**1500B**

2  
 $\frac{3}{16}$  in.  
 $\frac{1}{4}$  "  
 $\frac{5}{64}$  "  
 23  
 $\frac{3}{8}$  "



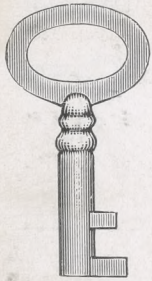
**1500C**

2  
 $\frac{3}{16}$  in.  
 $\frac{3}{8}$  "  
 $\frac{5}{64}$  "  
 23  
 $\frac{1}{2}$  "




**1500D**

15  
 $\frac{5}{32}$  in.  
 $\frac{11}{32}$  "  
 $\frac{5}{64}$  "  
 31  
 $\frac{5}{8}$  "



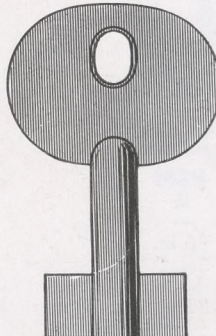
**1501**

Post (Gauge No.) 9  
 Bit Height  $\frac{3}{16}$  in.  
 Bit Width  $\frac{11}{32}$  "  
 Bit Thick  $\frac{3}{32}$  "  
 Hole (Gauge No.) 31  
 Depth  $\frac{5}{8}$  "



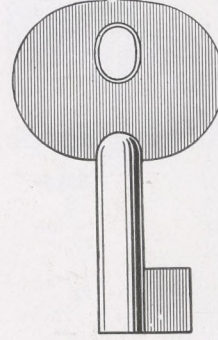
**1511**

$\frac{15}{64}$  in.  
 $\frac{9}{16}$  " over all  
 $\frac{9}{16}$  "  
 $\frac{3}{32}$  "  
 $\frac{3}{32}$  "  
 16  
 $\frac{7}{16}$  "



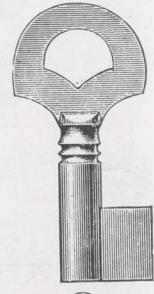
**1512**

$\frac{15}{64}$  in.  
 $\frac{3}{4}$  " over all  
 $\frac{11}{32}$  "  
 $\frac{5}{64}$  "  
 16  
 $\frac{1}{2}$  "



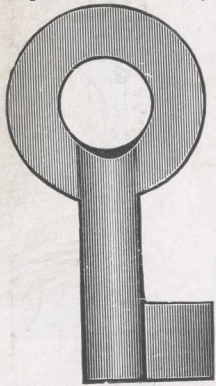
**1512A**

$\frac{15}{64}$  in.  
 $\frac{9}{32}$  "  
 $\frac{11}{32}$  "  
 $\frac{5}{64}$  "  
 16  
 $\frac{1}{2}$  "



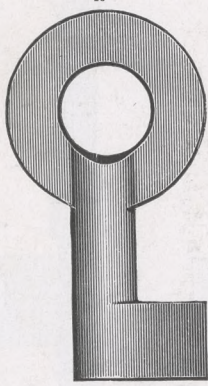
**1600**

(Bronze)  
 $\frac{1}{4}$  in.  
 $\frac{9}{32}$  "  
 $\frac{3}{8}$  "  
 $\frac{3}{32}$  "  
 18  
 $\frac{1}{2}$  "




**1602**  
(Bronze)

Post  $\frac{5}{16}$  in.  
 Bit Height  $\frac{3}{8}$  "  
 Bit Width  $\frac{7}{16}$  "  
 Bit Thick  $\frac{3}{32}$  "  
 Hole  $\frac{1}{4}$  "  
 Depth  $\frac{3}{4}$  "




**1602R**  
(Bronze)

$\frac{5}{16}$  in.  
 $\frac{3}{8}$  "  
 $\frac{7}{16}$  "  
 $\frac{3}{32}$  "  
 $\frac{1}{4}$  "  
 $\frac{3}{4}$  "



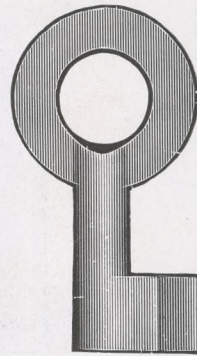
**1603**  
(Bronze)

$\frac{5}{16}$  in.  
 $\frac{3}{8}$  "  
 $\frac{7}{16}$  "  
 $\frac{3}{32}$  "  
 $\frac{1}{4}$  "  
 $\frac{3}{4}$  "



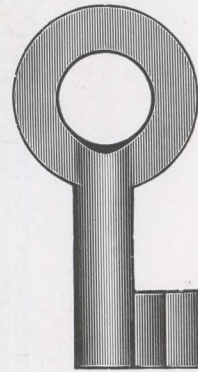
**1604**  
(Bronze)

$\frac{5}{16}$  in.  
 $\frac{3}{8}$  "  
 $\frac{7}{16}$  "  
 $\frac{3}{32}$  "  
 $\frac{1}{4}$  "  
 $\frac{3}{4}$  "




**1605**  
(Bronze)

$\frac{5}{16}$  in.  
 $\frac{3}{8}$  "  
 $\frac{7}{16}$  "  
 $\frac{3}{32}$  "  
 $\frac{1}{4}$  "  
 $\frac{3}{4}$  "

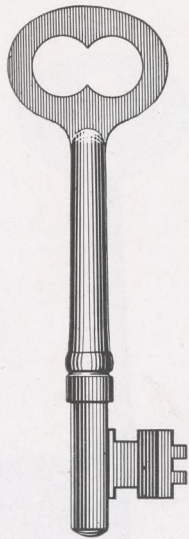


**1605R**  
(Bronze)


$\frac{9}{32}$  in.  
 $\frac{3}{8}$  "  
 $\frac{7}{16}$  "  
 $\frac{3}{32}$  "  
 $\frac{7}{32}$  "  
 $\frac{3}{4}$  "



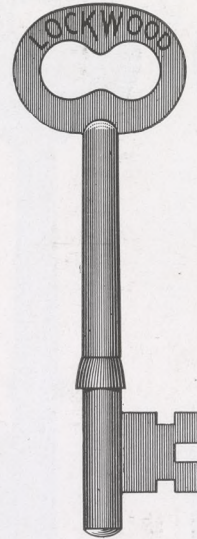
Complete Series  
Carried  
**P1 to P12**  
To fit Corbin



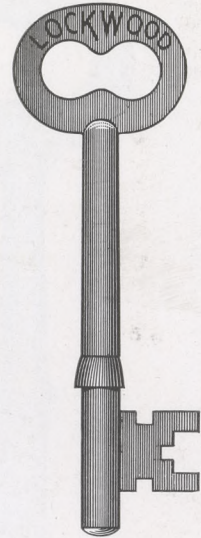
Complete Series  
Carried  
**R1 to R72**  
To fit Corbin,  
Lockwood and Ilco



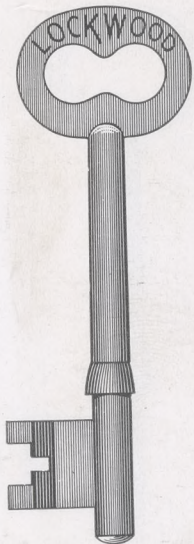
Complete Series  
Carried  
**1 to 6**  
Number Stamped  
on Bit  
When Ordering Specify  
Nos. 401N-1 to 401N-6




Complete Series  
Carried  
**1 to 12**  
Number Stamped  
on bow  
When Ordering Specify  
Nos. 403N-1 to 403N-12



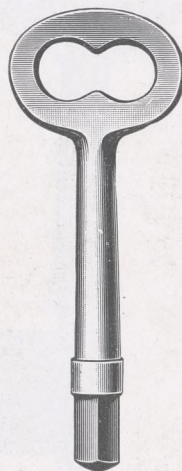
Complete Series  
Carried  
**P1 to P48**  
also  
**K1 to K24**



(Solid Steel)  
Complete Series  
Carried  
**B1 to B96**



**165**  
(Brass, Nickel Plated)  
Post  $\frac{7}{32}$  in.  
Bit Height  $\frac{1}{2}$  "  
Bit Width  $\frac{9}{16}$  "  
Bit Thick  $\frac{1}{8}$  "



**200**  
Emergency Key  
for Bathroom Locks

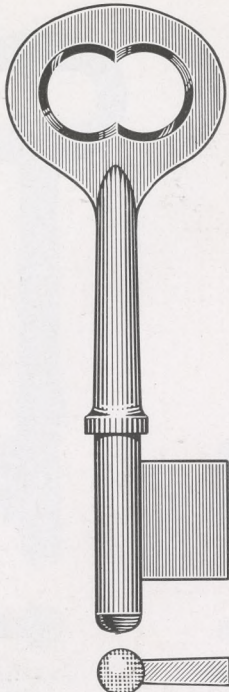
## SKELETON KEYS

Will fit most ordinary door locks

**27SK**  
(2 Skeleton Keys on a Card)

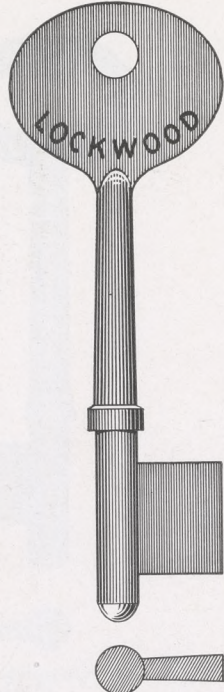
**B  
I  
T  
K  
E  
Y  
B  
L  
A  
N  
K  
S**

**STEEL**



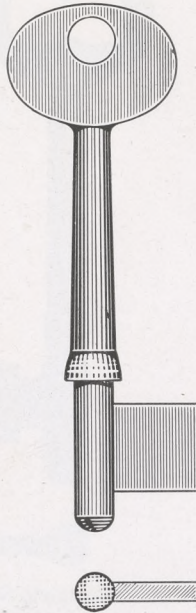
**136**

Post (Gauge No.)  $\frac{1}{4}$  in.  
Neck  $\frac{1}{8}$  "  
Bit Height  $\frac{7}{16}$  "  
Bit Width  $\frac{19}{32}$  "  
Bit Thick  $\frac{5}{32}$  "




**136SB**

$\frac{1}{4}$  in.  
 $\frac{1}{8}$  "  
 $\frac{7}{16}$  "  
 $\frac{19}{32}$  "  
 $\frac{5}{32}$  "



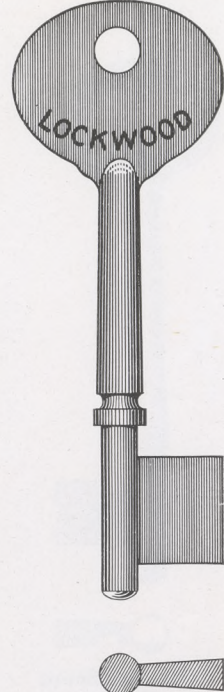
**152SB**

4  
 $\frac{1}{8}$  in.  
 $\frac{7}{16}$  "  
 $\frac{7}{16}$  "  
 $\frac{9}{64}$  "



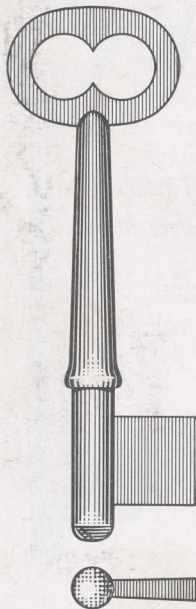
**156**

4  
 $\frac{1}{8}$  in.  
 $\frac{7}{16}$  "  
 $\frac{7}{16}$  "  
 $\frac{3}{32}$  "



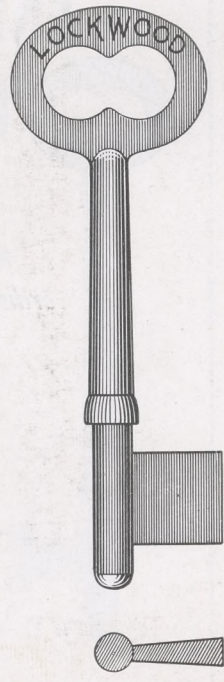
**175SB**

8  
 $\frac{1}{8}$  in.  
 $\frac{7}{16}$  "  
 $\frac{5}{8}$  "  
 $\frac{5}{32}$  "




**152**

Post (Gauge No.) 4  
Neck  $\frac{1}{8}$  in.  
Bit Height  $\frac{7}{16}$  "  
Bit Width  $\frac{7}{16}$  "  
Bit Thick  $\frac{9}{64}$  "



**163**

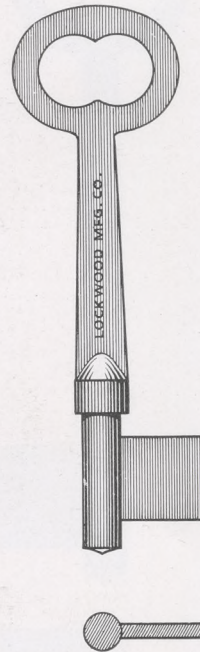
4  
 $\frac{1}{8}$  in.  
 $\frac{7}{16}$  "  
 $\frac{1}{2}$  "  
 $\frac{5}{32}$  "



**178SB**

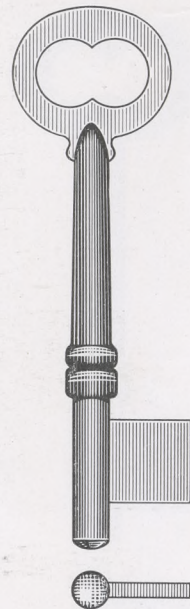
(Bronze, Nickel Plated)

$\frac{9}{32}$  in.  
 $\frac{5}{32}$  "  
 $\frac{1}{2}$  "  
 $\frac{11}{16}$  "  
 $\frac{7}{32}$  "




**406**

10  
 $\frac{1}{8}$  in.  
 $\frac{7}{16}$  "  
 $\frac{7}{16}$  "  
 $\frac{1}{16}$  "




**408**

7  
 $\frac{1}{8}$  in.  
 $\frac{7}{16}$  "  
 $\frac{13}{32}$  "  
 $\frac{5}{64}$  "



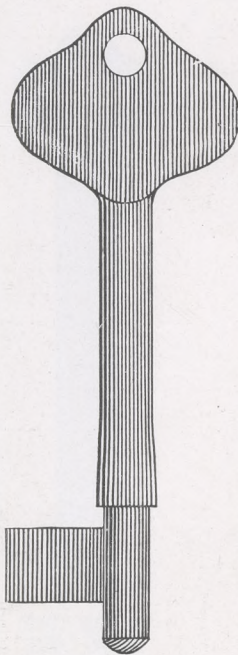
1601

Post	1/4 in.
Neck	3/32 "
Bit Height	1/2 "
Bit Width	13/32 "
Bit Thick	3/16 "




1606

Post	1/4 in.
Neck	3/32 "
Bit Height	1/2 "
Bit Width	1/2 "
Bit Thick	3/16 "




1607

Post	1/4 in.
Neck	3/32 "
Bit Height	1/2 "
Bit Width	11/32 "
Bit Thick	5/32 "




1608

Post	1/4 in.
Neck	3/32 "
Bit Height	1/2 "
Bit Width	7/16 "
Bit Thick	3/16 "



1609

Post	1/4 in.
Neck	3/32 "
Bit Height	1/2 "
Bit Width	3/8 "
Bit Thick	3/16 "



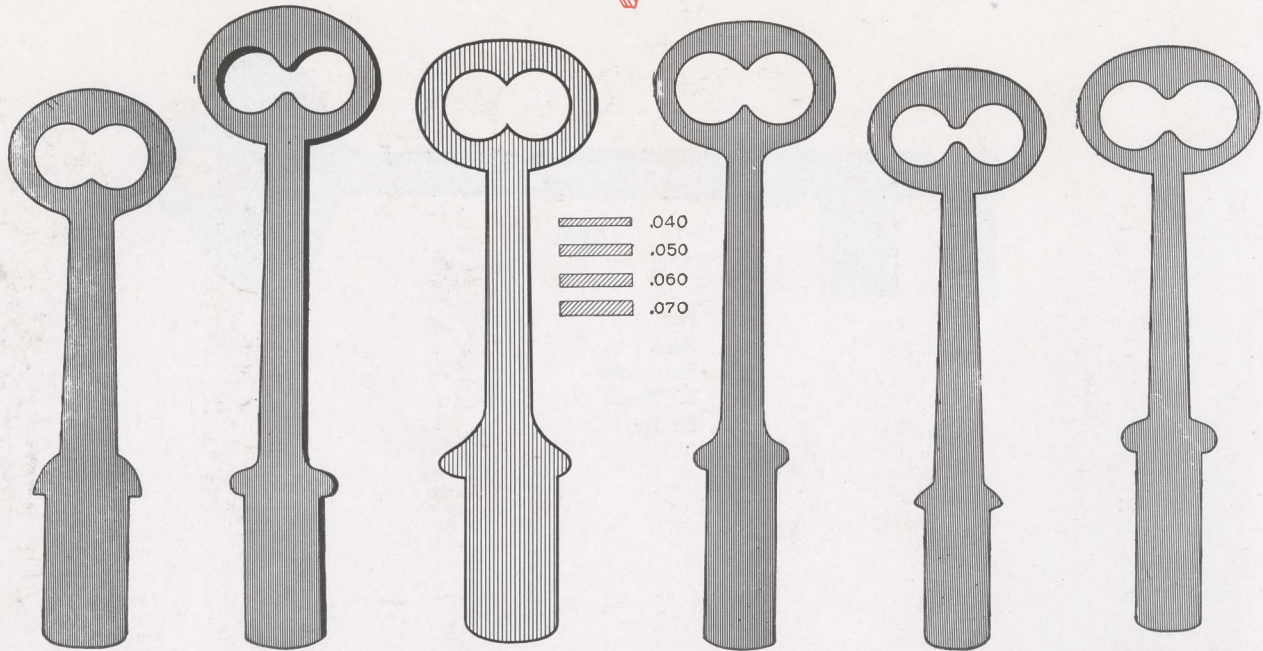
1610

Post	1/4 in.
Neck	3/32 "
Bit Height	9/16 "
Bit Width	1/2 "
Bit Thick	5/32 "




**FLAT & CORRUGATED KEY BLANKS**

**STEEL**




▨ .040  
 ▨ .050  
 ▨ .060  
 ▨ .070

	<b>1200</b> (.060)	<b>1200A</b> (.060)	<b>1200B</b> (.060)	<b>1200C</b> (.060)	<b>1201</b> (.060)	<b>1201A</b> (.060)
	<b>1200H</b> (.070)	<b>1200AH</b> (.070)	<b>1200BH</b> (.070)	<b>1200CH</b> (.070)	<b>1201H</b> (.070)	<b>1201AH</b> (.070)
Width —	.445	.450	.475	.385	.360	.345



	<b>1202</b> (.050)	<b>1203</b>	<b>1204</b>	<b>1205</b>	<b>01206</b> (.040)	<b>1206A</b> (.050)	<b>1206L</b> (.050)
	<b>1202H</b> (.060)				<b>1206</b> (.050)	<b>1206AH</b> (.060)	<b>1206LH</b> (.060)
					<b>1206H</b> (.060)		
Width —	.470	.300	.325	.315	.300	.365	.295
Thick —		.050	.060	.030			



**1206B**  
Width — .290  
Thick — .050

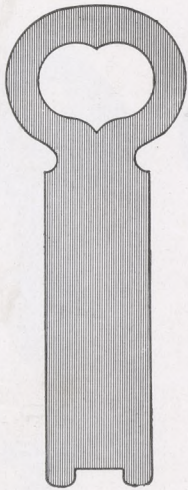


**1207**  
Width — .450  
Thick — .050




STEEL


FLAT  
KEY  
BLANKS



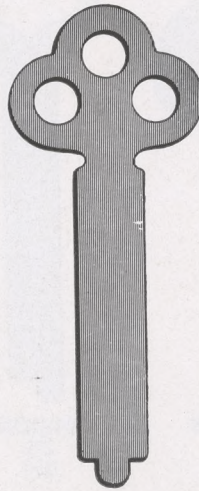
**1207A**  
Width — .555  
Thick — .060



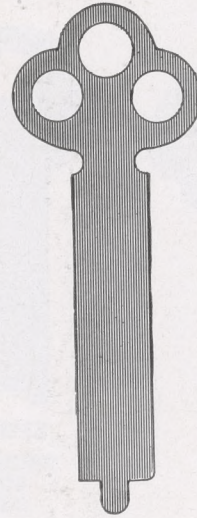
**1208**  
.390  
.030



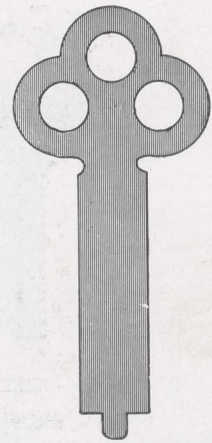
**1209** (.060)  
**1209H** (.070)  
.435



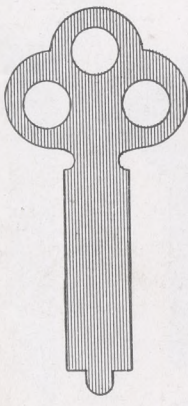
**1210**  
.350  
.060



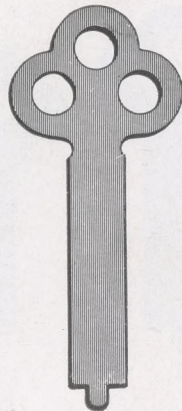
**1210A**  
.400  
.060



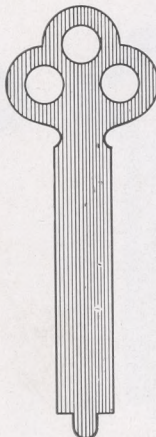
**1210BL** (.050)  
**1210B** (.060)  
**1210BH** (.070)  
.350



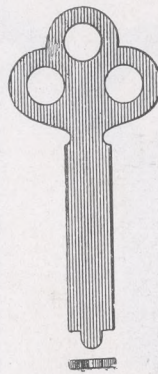
**1210C**  
Width — .330  
Thick — .060



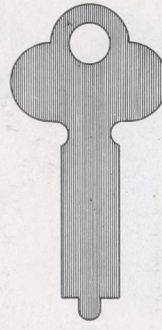
**1211**  
.300  
.060




**1211A**  
.300  
.050



**1211B** (.050)  
**1211BH** (.060)  
.250



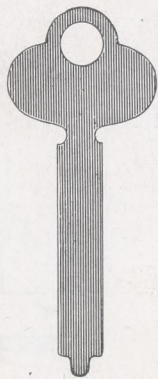
**C1211B**  
.300  
.050




**01211B**  
.265  
.050



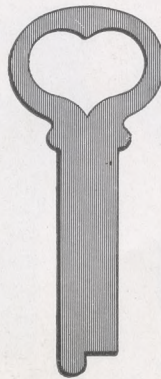
**1211C**  
.180  
.050



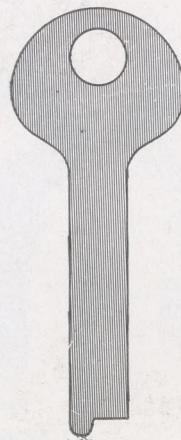
**1211CA**  
Width — .250  
Thick — .055




**1212**  
.290  
.040




**1213**  
.305  
.040



**1213A** (.050)  
**1213AH** (.060)  
.300



**01213**  
.315  
.050



**1213AC**  
.260  
.040

**F  
L  
A  
T  
  
K  
E  
Y  
  
B  
L  
A  
N  
K  
S**

**STEEL**



	<b>1213AD</b>	<b>1213AS</b>	<b>01213A</b>	<b>1213B</b>	<b>1213E</b>	<b>1213EA</b>
Width —	.315	.315	.270	.290	.315	.300
Thick —	.070	.060	.050	.050	.070	.070


	<b>1214</b>	<b>1215</b>	<b>01215</b>	<b>1215A</b>	<b>1215B</b>	<b>1215C</b>	<b>1215D</b>
Width —	.310	.250	.290	.250	.250	.295	.235
Thick —	.045	.045	.050	.040	.040	.050	.040

	<b>1216</b> (.050) <b>01216</b> (.060) <b>1216H</b> (.070)	<b>1216A</b>	<b>1216B</b> (.050) <b>01216B</b> (.060)	<b>1216C</b>	<b>1216D</b>	<b>1216E</b>
Width —	.480	.480	.455	.505	.425	.325
Thick —		.055		.060	.060	.070




STEEL

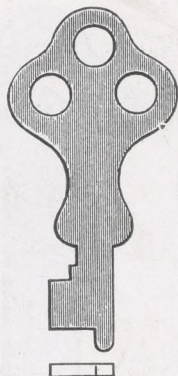
FLAT KEY BLANKS




1216G  
Width — .285  
Thick — .080




1216J  
Width — .495  
Thick — .040




1216L  
Width — .330  
Thick — .070



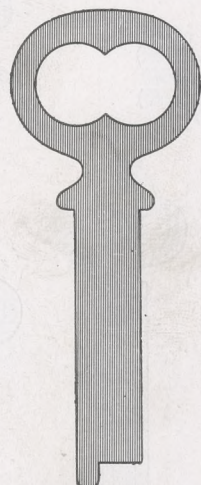
1217  
Width — .275  
Thick — .040




1217B  
Width — .325  
Thick — .050



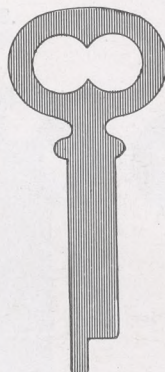
1217A  
Width — .325  
Thick — .050



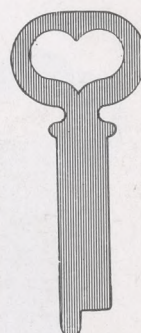
1217BA (.050)  
1217BH (.070)  
Width — .330  
Thick —



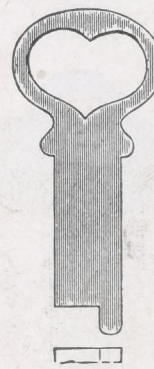
1217C (.050)  
1217CH (.070)  
Width — .295  
Thick —



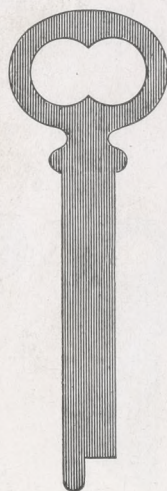
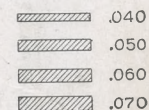
1217D  
Width — .270  
Thick — .050




1217E  
Width — .270  
Thick — .050



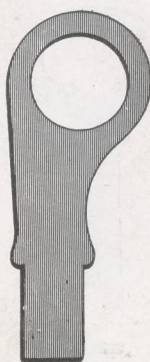
1217G  
Width — .355  
Thick — .070



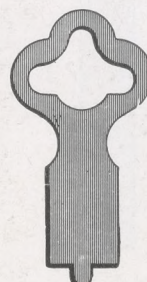
1217F  
Width — .270  
Thick — .050




1217GL  
Width — .285  
Thick — .050




1218  
Width — .330  
Thick — .050



1219  
Width — .365  
Thick — .045



1220  
Width — .275  
Thick — .060




01221L (.040)  
1221L (.050)  
1221 (.060)  
1221H (.070)  
Width — .335  
Thick —

**F  
L  
A  
T  
  
K  
E  
Y  
  
B  
L  
A  
N  
K  
S**

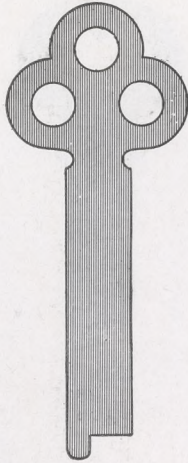
**STEEL**



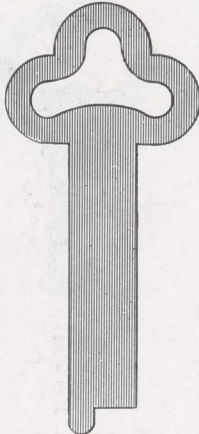
.040  
 .050  
 .060  
 .070




**1221AL** (.050)  
**1221A** (.060)  
**1221AH** (.070)  
 Width — .310  
 Thick —



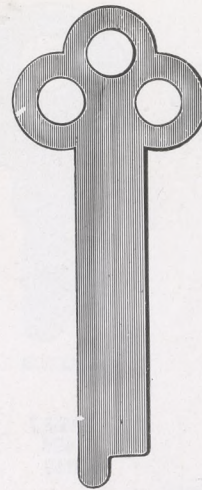
**1222L** (.050)  
**1222** (.060)  
**1222H** (.070)  
 .325



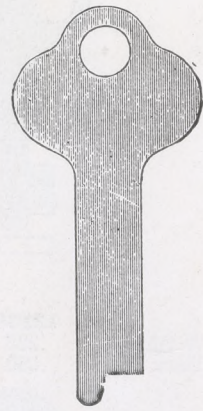
**1222B** (.050)  
**1222BA** (.060)  
**1222BH** (.070)  
 .375




**1222C**  
 .375  
 .060




**1222E** (.040)  
**1222AL** (.050)  
**1222A** (.060)  
**1222AH** (.070)  
 .380




**1223A**  
 .365  
 .050



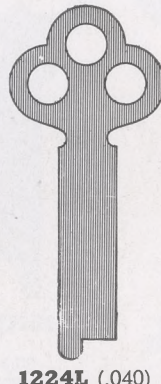
**1223L** (.050)  
**1223** (.060)  
**1223H** (.070)  
 Width — .335  
 Thick —



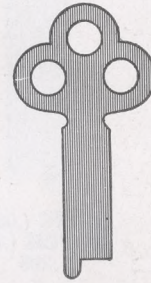
**01223L** (.050)  
**01223** (.060)



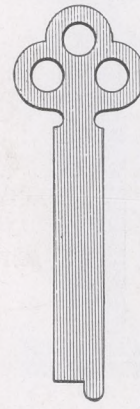
**1223S**  
 .340  
 .050



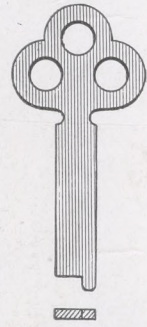
**1224L** (.040)  
**1224** (.050)  
**1224F** (.060)  
**1224H** (.070)  
 .300



**1225** (.040)  
**1225H** (.045)  
 .250



**1225A**  
 .270  
 .050



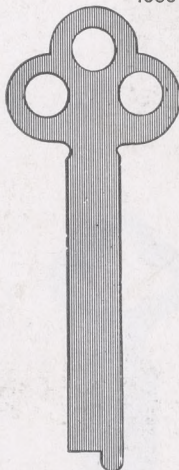
**01225BL** (.035)  
**1225BL** (.040)  
**1225B** (.060)  
 .225



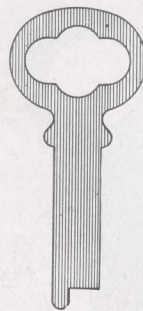
**1225C** (.040)  
**1225CH** (.055)  
 Width — .270  
 Thick —




**1225D** (.045)  
**1225DH** (.060)  
 .275



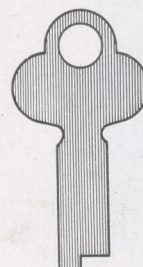
**1225E** (.040)  
**1225EH** (.060)  
 .305



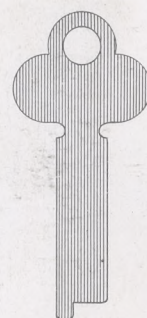
**1225F**  
 For Keil  
 .245  
 .045



**1225G** (.050)  
**1225GH** (.070)  
 .300



**01225N**  
 For National  
 .285  
 .050




**1225PL** (.040)  
**1225P** (.045)  
 .265




STEEL

FLAT KEY BLANKS


	.040
	.050
	.060
	.070




**1227**  
Width Narrow End .365  
Thick — .050



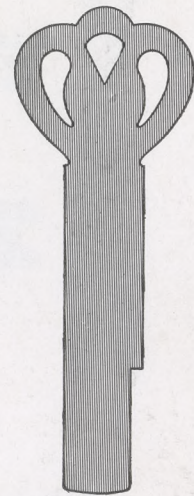
**1226**  
Width Narrow End .435  
Thick — .050




**1228**  
Width Narrow End .435  
Thick — .050



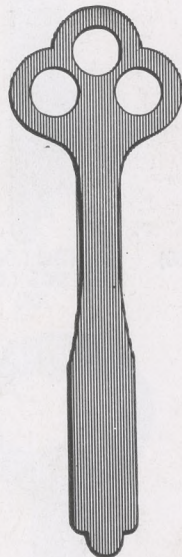
**1229**  
.360  
.050



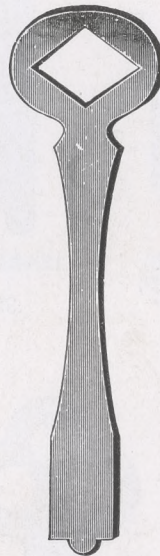
**1230**  
.360  
.050



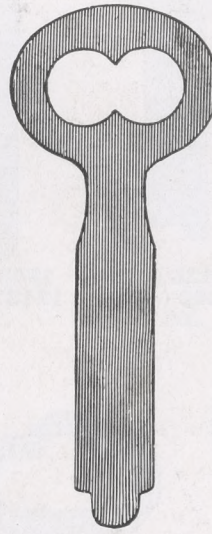
**1231**  
Width — .375  
Thick — .050



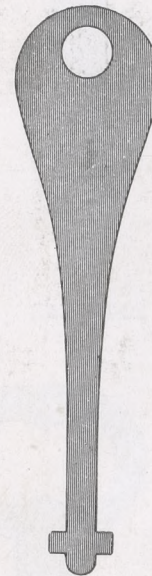
**1232** (.050)  
**1232H** (.070)  
.345



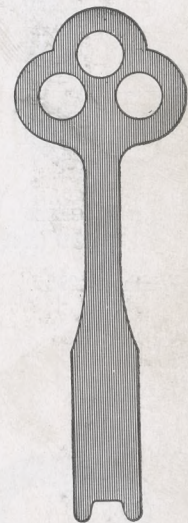
**1232A**  
.330  
.050



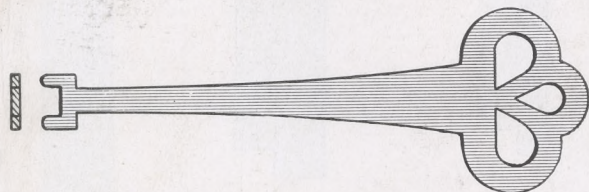
**1232B**  
.415  
.050



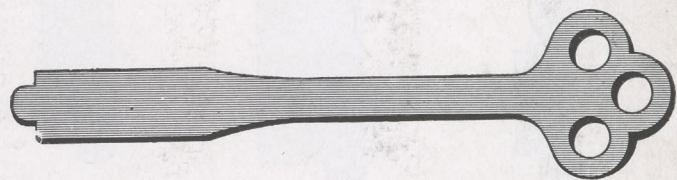
**1232M**  
**1232MBP** (Brass Plated)  
.040



**1233** (.050)  
**1233H** (.070)  
.340



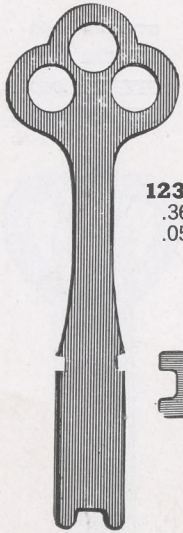
**1233M** (.050)  
**1233MBP** (Brass Plated)  
**1233MH** (.070)  
**1233MHBP** (Brass Plated)



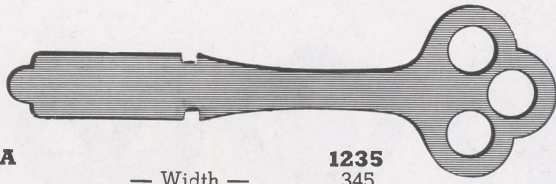
**1234** (.050)  
**1234H** (.070)  
Width — .360

**F  
L  
A  
T  
  
K  
E  
Y  
  
B  
L  
A  
N  
K  
S**

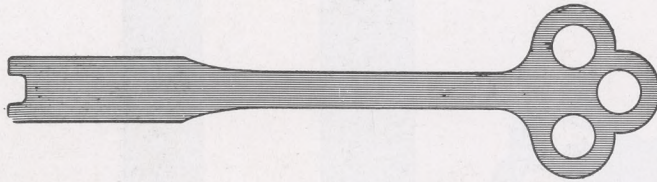
**STEEL**



**1236A**  
.360  
.050

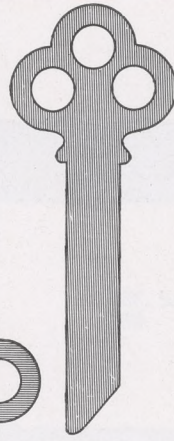


— Width — **1235**  
— Thick — .345  
.050

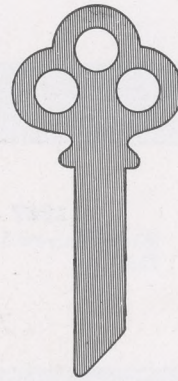


**1236**  
Width — .360  
Thick — .050

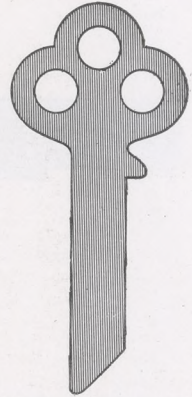
**1236H**  
.360  
.070




**1237**  
.275  
.040



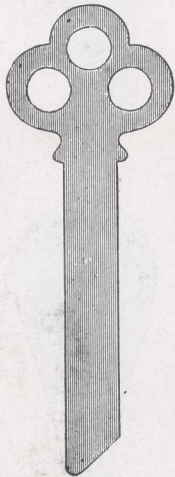
**1238**  
.285  
.040



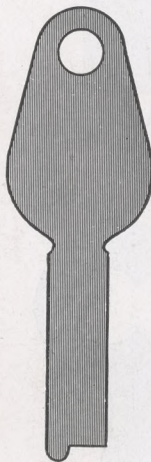
**1239**  
.285  
.040



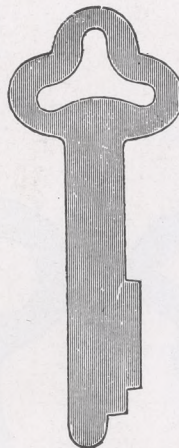
**B1239** (.040)  
Width — .290



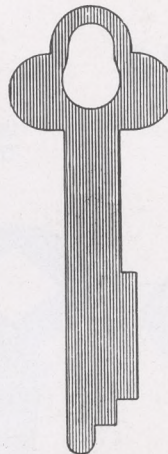
**1240** (.040)  
.315



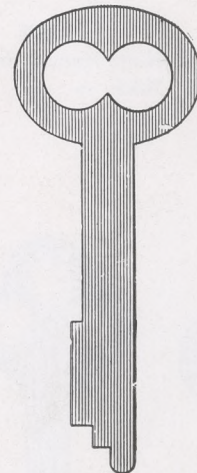
**1242L** (.060)  
**1242** (.070)  
.300



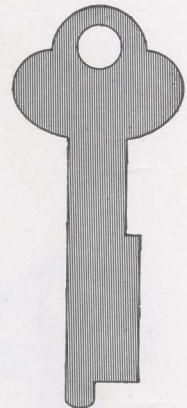
**1243** (.060)  
**1243L** (.050)  
.385




**1243A** (.050)  
.375



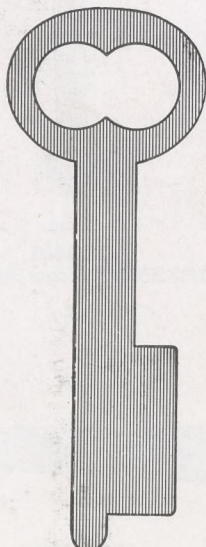
**1243C** (.060)  
**1243CL** (.050)  
.330



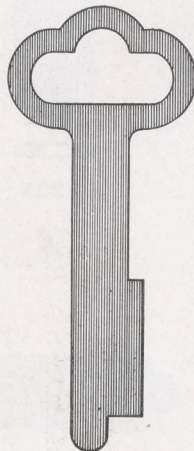
**1243D** (.030)  
.375



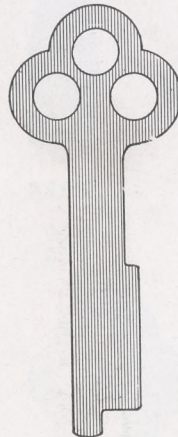
**1243E** (.060)  
Width — .335



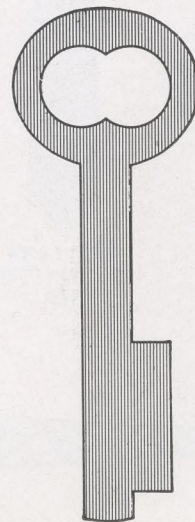
**1243F** (.050)  
.545




**1243G** (.050)  
.370



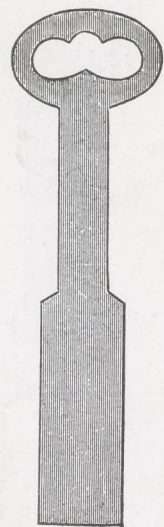
**1243K** (.050)  
.365



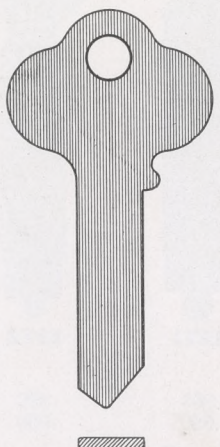
**1243M** (.080)  
.460




**1244** (.050)  
**01244** (.060)  
.375



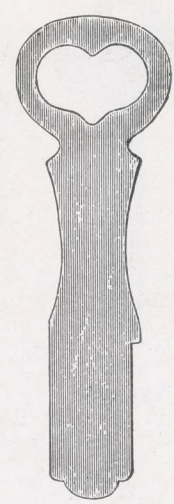
**1246**  
Width — .425  
Thick — .050




**1248**  
.335  
.050



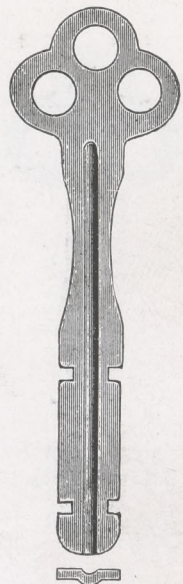
**1249**  
Narrow End .420  
.050



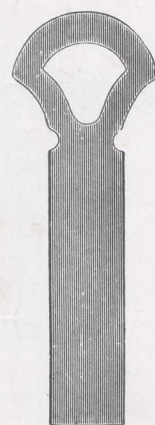
**1251**  
.425  
.050



**1252** (.050)  
**01252** (.060)  
.320




**1257**  
.325  
.060



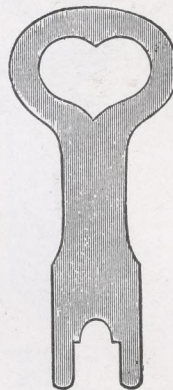
**1247**  
Width — .385  
Thick — .050



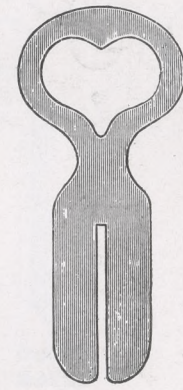
**1253**  
.310  
.050




**1254**  
.310  
.050



**1255**  
.480  
.050



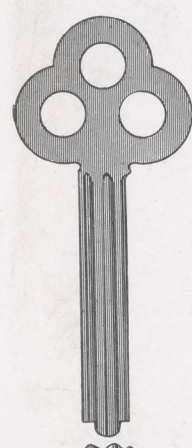
**1256**  
.540  
.050



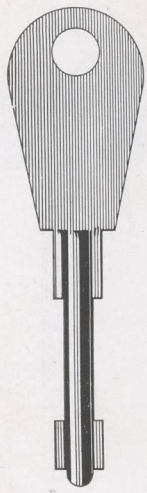
**1258**  
.380  
.045



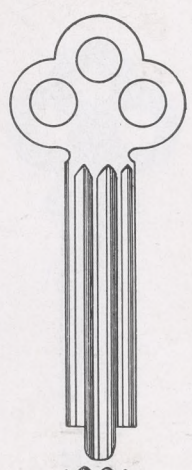
**1259**  
.575  
.060



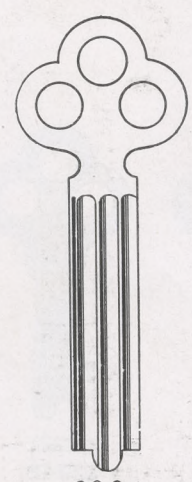
**1265**



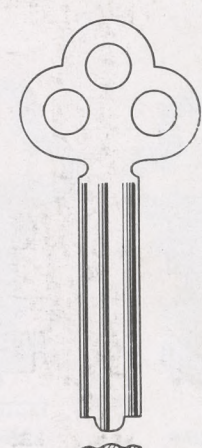
**1265M**



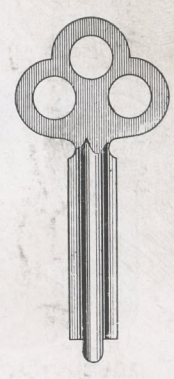
**1266**



**1267**



**1269**

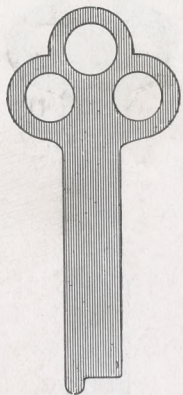


**1269B**



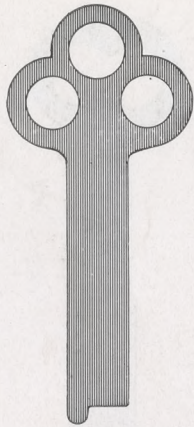
**F  
L  
A  
T  
&  
C  
O  
R  
R  
U  
G  
A  
T  
E  
D  
K  
E  
Y  
B  
L  
A  
N  
K  
S**

**STEEL**




**1270** (.040)  
**1270H** (.060)

Width — .300  
Thick —



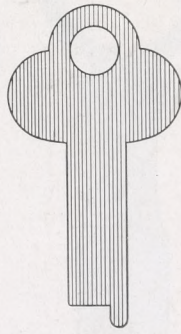
**1270A** (.040)  
**1270AH** (.070)

.300




**1270B**

.225  
.050




**1270C**  
To Fit Keil  
Letter Box Locks

.310  
.060



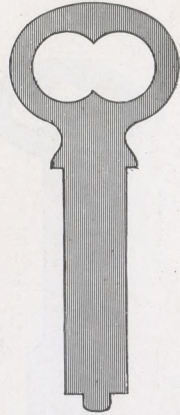
**1271**

.365  
.050



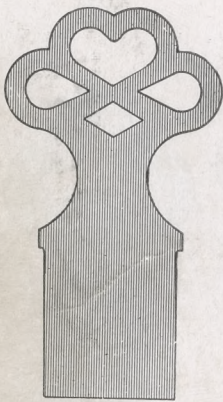
**1272**

.365  
.050

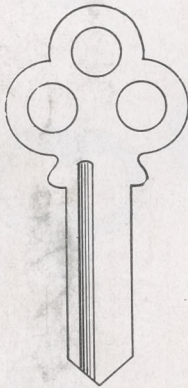


**1273**

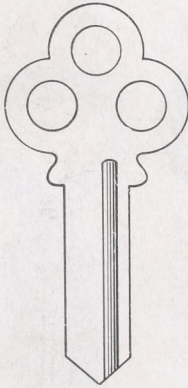
.315  
.050



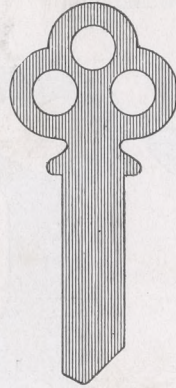
**1274**  
Width — .675  
Thick — .050



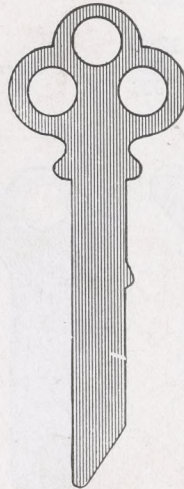
**1276**



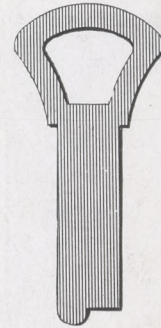
**1276R**



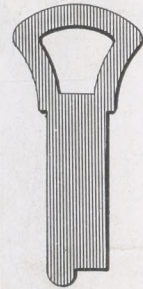
**1278**  
.330  
.040



**1279**  
.280  
.040



**1281**  
.325  
.050



**1282**  
.305  
.050



**1283**  
Width — .285  
Thick — .050




**1284**  
.050




**1284A**  
.055




**1284B**  
.050



**1285**



**1286**



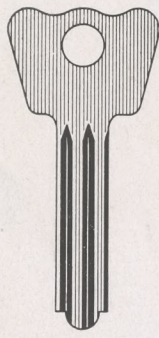
**1286A**

To fit Master

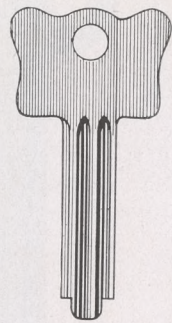


STEEL


FLAT & CORRUGATED KEY BLANKS



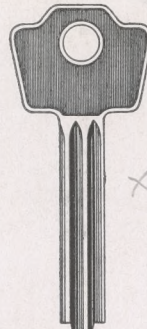
1286B



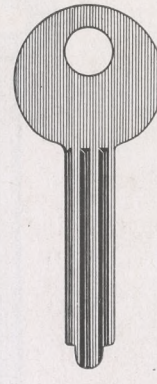
R1286B



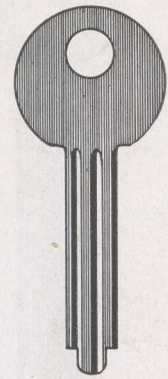
1286BP (.070)  
.270



1286C



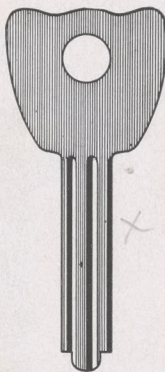
1286D




R1286D

Width —

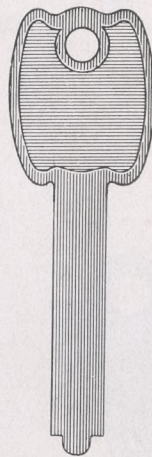
To fit Master Locks



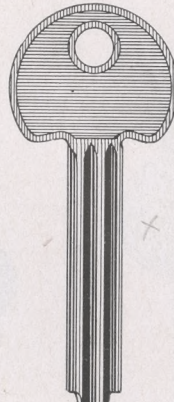
1286E



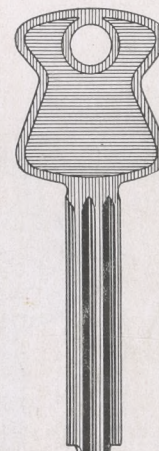
1286AP  
.270  
.075



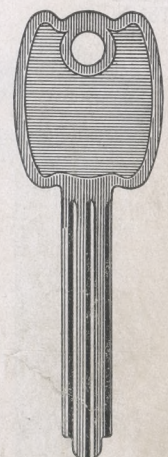
N1286P  
.250  
.060



1286R



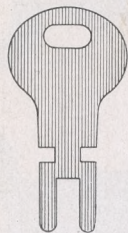

M1286R




N1286R

Width —  
Thick —

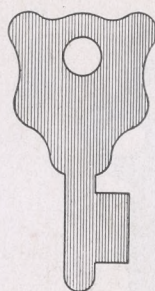
To fit Master Locks



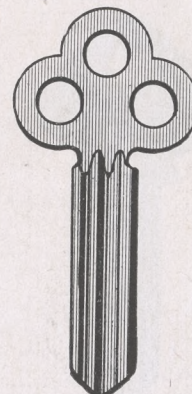
1287  
.305  
.060



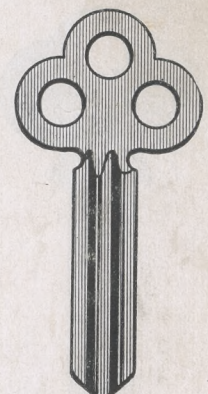
1287P  
.265  
.070



1287W  
.350  
.060



1290




1290R

Width —  
Thick —

To fit Master


**F  
L  
A  
T  
&  
C  
O  
R  
R  
U  
G  
A  
T  
E  
D  
K  
E  
Y  
B  
L  
A  
N  
K  
S**

**STEEL**




**1292**

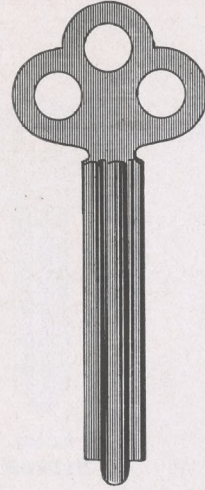
Width —  
Thick —



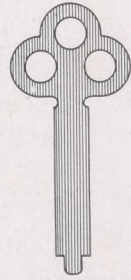
**1292R**




**1293**  
.390  
.050



**1295**

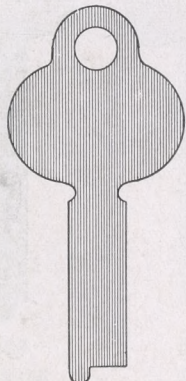


**1296**  
.200  
.050




**1299**

Width — .375  
Thick — .050




**1303**

.300  
.060



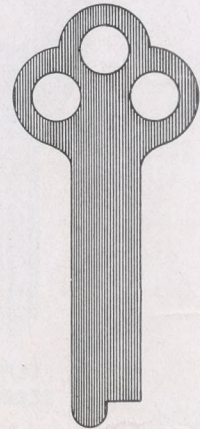
**1304**

.260  
.050



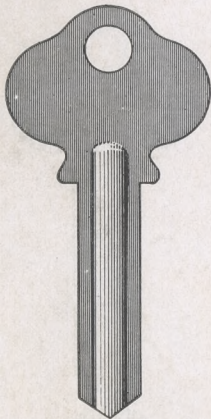
**1306**

**1306B** (3 holes)  
.325  
.060

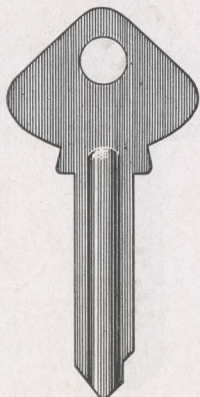


**1306A**

**1306AN** (1 hole)  
.375  
.050

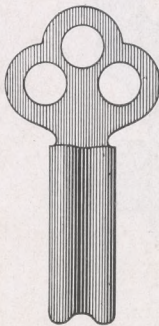


**1307**

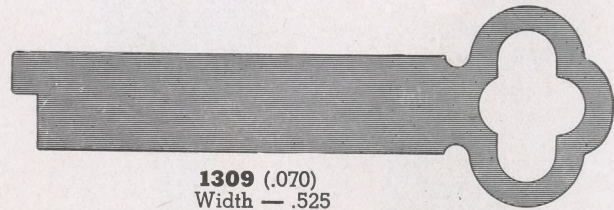


**1307B**

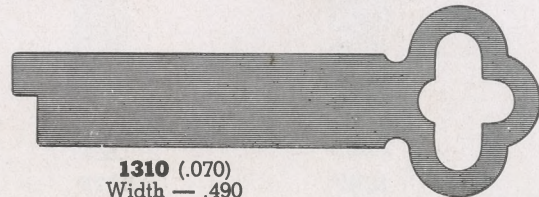
To fit Schlage



**1308**



**1309** (.070)  
Width — .525

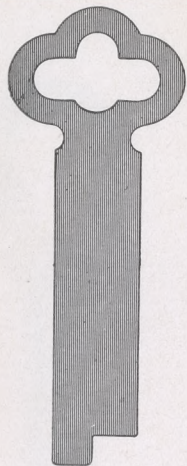


**1310** (.070)  
Width — .490

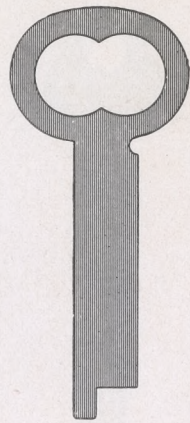


STEEL

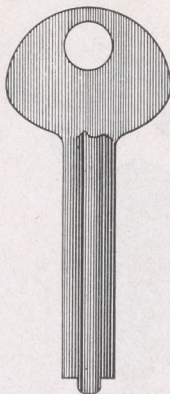
FLAT & CORRUGATED KEY BLANKS



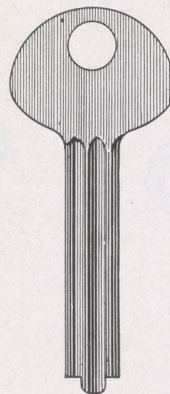
**1311**  
Width — .440  
Thick — .070



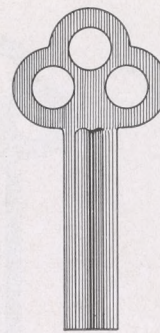
**1312**  
.330  
.060



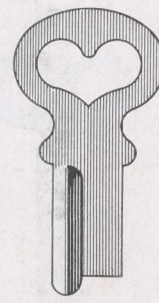
**1315**



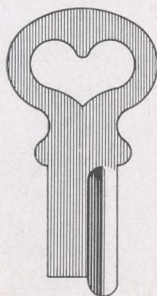
**1316**



**1317**




**1318**

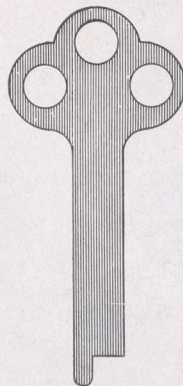


**1318R**

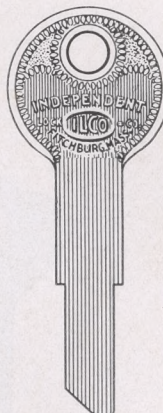
Width —  
Thick —



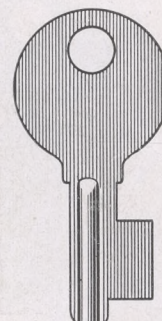
**1321** (.050)  
**1321H** (.060)  
.305



**1322** (.050)  
**1322H** (.060)  
.275

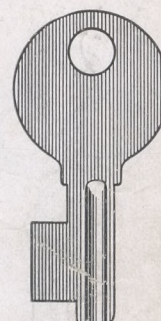


**1330**  
.250  
.070

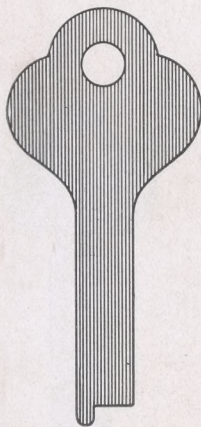


**1331**

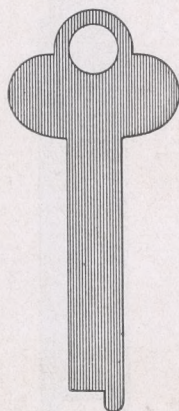
————— To fit Master —————



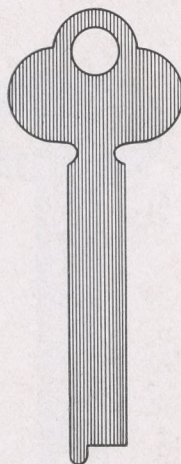
**1331R**



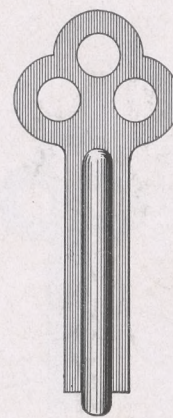
**1332**  
For Medart  
Width — .295  
Thick — .065



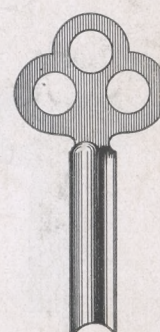
**1366**  
.285  
.050



**1370**  
For Yale  
.295  
.050



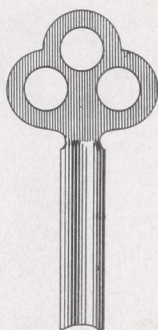
**1405**



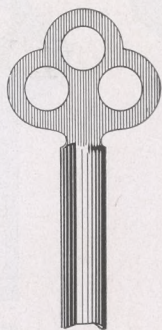
**1406**

**F  
L  
A  
T  
&  
C  
O  
R  
R  
U  
G  
A  
T  
E  
D  
K  
E  
Y  
B  
L  
A  
N  
K  
S**

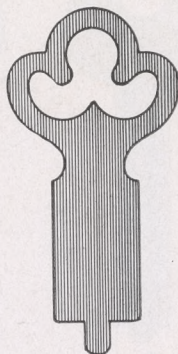
**STEEL**



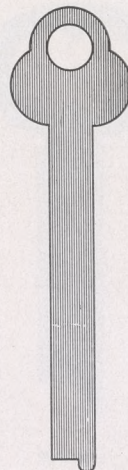
**1406A**  
Width —  
Thick —



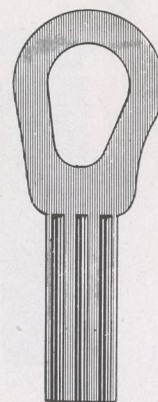
**1406R**



**1407**  
.455  
.050



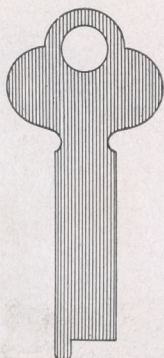
**1408**  
.225  
.050



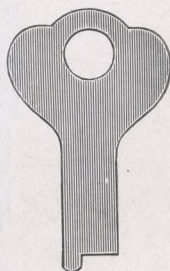
**1409**



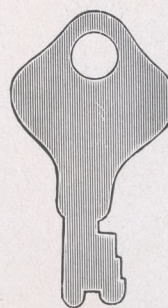
**1410**  
Width — .310  
Thick — .050



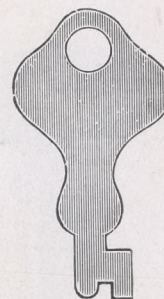
**1412**  
.300  
.060



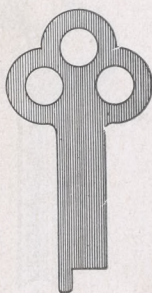
**1413**  
.275  
.050



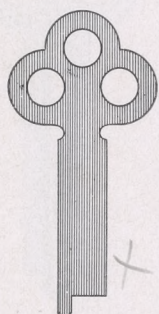
**1414  
(K63)**



**1414D  
(S75)**

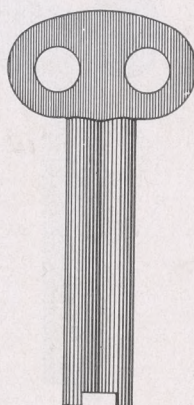


**1417**  
Width — .260  
Thick — .050




To fit Eagle

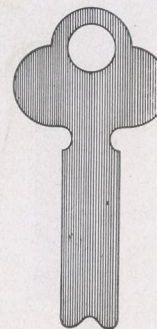
**1417A**  
.250  
.060



**1418**  
To fit Dexter



**1419**  
.445  
.060

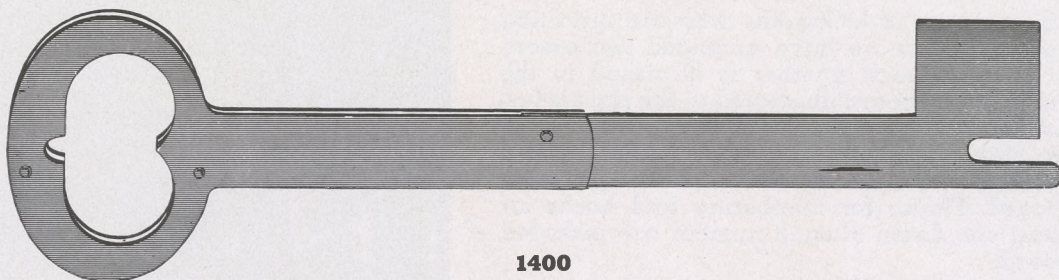


**1420A**  
To fit Yale  
.300  
.060

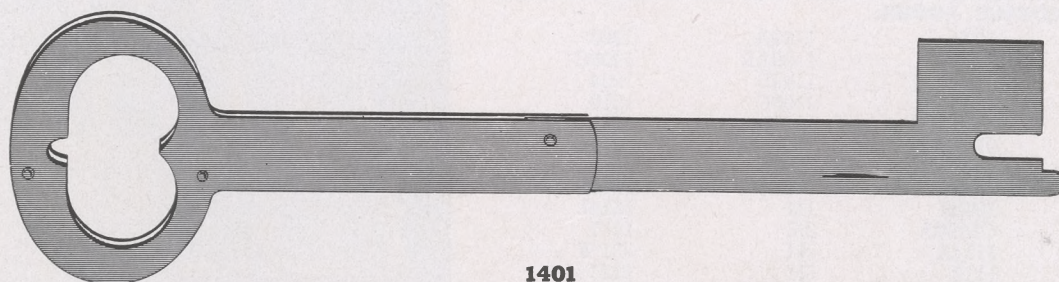
STEEL



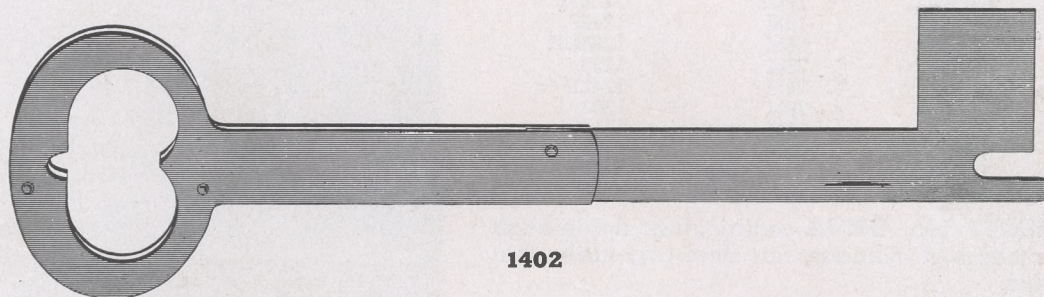
JACKKNIFE & FLAT KEY BLANKS



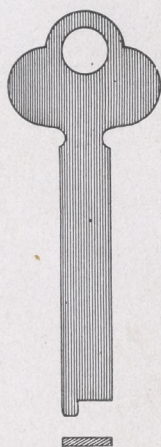
1400



1401



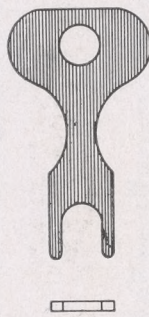
1402



1422

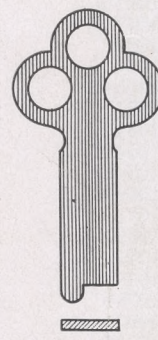
To fit Yale

Width — .260  
Thick — .040



1425

Switch  
Key



1426

.300  
.060

**KEY**

**BLANK**

**ASSORTMENTS**



**ATTRACTIVE KEY BLANK DISPLAY**

For the convenience of locksmiths who are installing new stocks of key blanks we have arranged two assortments. One dozen of each number is furnished in the assortment, and the keyboard illustrated at the right is furnished without additional charge. The keyboard is of heavy gauge steel lithographed in an attractive green color. 102 hooks for 102 dozen of key blanks are provided with each board. Places for numbering and hooks for holding at least one dozen of each number are provided with each board.

**ASSORTMENT No. 5KBA** contains one dozen each of the leading numbers of cylinder, flat steel and malleable iron key blanks.


**THIS ASSORTMENT INCLUDES ALL POPULAR BLANKS FOR AUTOMOBILE LOCKS.**

997X	1079	1199A	1200
999	1079B	1199AR	1200C
C999	1096L	1199B	1204
1000	H1098M	1199C	1210
1001	H1098LA	1199D	1211
1001EB	01098LA	1199DR	1213A
1001EN	1098DB	1199E	1214
1004	1098L	1500B	1215A
1009	1098X	1M	1216L
1010	C1098A	2M	1217
01010	1114A	4M	1217F
1011	1119	5M	1223
1013F	01122	6M	1224
1014	01122A	7M	1225A
1016	F1122AR	9M	1225BL
1016N	1122ZU	14BM	1225D
1017B	H1122T	14CM	1225PL
1019	1125C	18M	1225F
1020	1125S	56M	1225CH
1022	1125H	73M	1233
1047CR	1125L	74M	1242L
1054	1140	79M	1303
1054K	1141	80M	1412
1054F	1145	81M	1417
1073	H1198C	87M	1417A
1073A	1199		

**ASSORTMENT No. 6KBA** contains one dozen each of leading numbers of cylinder, flat steel and malleable iron key blanks.

**THIS ASSORTMENT IS COMPOSED MAINLY OF BLANKS FOR STORE AND HOUSE DOOR LOCKS, CABINET LOCKS AND PADLOCKS.**

991	1019	1140	1210A
997	1020	1141	1210B
997DA	1022	1145	1211
R997DA	1022E	1M	1211B
0997E	1022F	2M	01213
997X	1041G	3M	01215
998	1047CR	4BM	1216
999	1053	5M	1216E
C999	1054	7M	1216G
1000	S1054B	19M	1217C
1000F	1054F	21M	1217G
1001	1054K	22BM	1219
1001EB	1054LB	22M	1221
1001EN	1054T	23M	1222
1004	1069B	24M	1225
1004B	1071	25BM	1225E
1007	1073C	34M	1232
1009	1079	63M	1241
01010	1079AB	87M	1242
1011	1079B	1500B	1242L
1011P	1092	1511	1269
1013	1092B	1200B	1286D
1014D	1096	1201	1286E
1016	1096C	1201A	N1286P
1017	1096L	1206	1306B
1017B	1119		



Size 12 in. x 36 in.



**KEIL-INDEPENDENT**

Keil	ILCO	Keil	ILCO	Keil	ILCO	Keil	ILCO	Keil	ILCO
2A	999B	6S	01122A	12E	0997E	60C	1117	84C	1022B
2B	999	6SA	997DA	12G	997A	60D	1000	84E	01022
2C	999A	6SAA	R997DA	13	997F	60E	1000AB	84F	1022S
2H	1079A	6SB	0997A	15	887	60F	1000A	84G	1022A
2HK	1079AB	6SC	L1122A	15A	887A	60G	1000DA	84GG	1022X
2K	1079	6SS	01122AR	16	887R	60M	1001EA	84H	1022C
2KK	1079B	6SSX	F1122AR	16A	887RA	61F	R1001EM	85	1011E
2N	1079C	6SX	F1122A	18	997BA	62	1001G	86	1011H
2S	1079P	6T	H1122T	19	888	63	1001GR	87	1011M
3C	999RA	6V	01122B	19A	888A	64	1001EB	87V	1011G
3D	999R	6VV	01122BR	19B	888R	64A	1001EA	87VA	1011-04AS
6	997GB	6W	01122C	19C	888RA	64B	1001E	87VB	1011-04A
6A	0997G	6X	1122L	20T	886R	64D	1001EN	87VC	1011AX
6BRA	997RA	6XA	1132	20U	886RA	64E	1001EL	87VCC	1011KA
6BRB	997RB	6XC	1199	20W	886	65	1001	87VD	1011JJ
6BRC	997RC	6XD	1199A	20X	886A	65A	1001AB	87VV	1011JR
6BRD	997RD	6XE	1199AR	20Y	886L	65B	1001A	87W	1011K
6BRE	997RE	6XP	1199B	22	885	65X	1001C	87X	1011L
6BRF	997RF	6YC	1199C	22A	885R	66	1000H	87Y	1011J
6C-LC	997LC	6YD	1199D	23	884	66A	1000G	88	1011P
6D	997G	6YE	1199DR	23A	884R	66B	1000F	91	1010D
6D-KA	997KA	6YP	1199E	24	0999C	66C	1000HL	92	1010C
6D-KB	997KB	6ZC	1122ZC	24A	999C	66D	1000HX	94	01007M
6D-KC	997KC	6ZD	1122ZD	24B	999CA	66E	01000H	94A	1007MR
6D-KD	997KD	6ZE	1122ZE	24D	999CR	66F	01000G	95	1007M
6D-KE	997KE	6ZP	1122ZP	24E	1047CR	66H	R1000HL	A96LA	1007LA
6D-KF	997KF	7	998S	24F	C999	66J	1001JL	A96LB	1007LB
6E-SA	997SA	7A	998	30A	995M	66K	1001JR	A96LC	1007LC
6E-SB	997SB	7AA	998R	30B	995BM	66L	1000T	B96LA	01007LA
6E-SC	997SC	7A-GA	998GA	31	889	66N	1000V	B96LB	01007LB
6E-SD	997SD	7A-GB	998GB	33A	889A	67	1076	B96LC	01007LC
6E-SE	997SE	7A-GC	998GC	33B	N995M	67A	1076A	96LN	S1007KM
6E-SF	997SF	7A-GD	998GD	35A	996M	67B	1076AR	A97LD	1007LD
6G	997GR	7A-GE	998GE	36	994BM	67C	1065	A97LE	1007LE
6GC	01199	7A-GF	998GF	36A	994M	68	1076R	A97LF	1007LF
6GD	01199A	7A-GH	998GH	37A	994ARM	69	1076B	A97LG	1007LG
6GE	01199AR	7A-GK	998GK	44A	993	70	1000J	B97LE	01007LE
6GP	01199B	7AA-VC	998VC	44B	992	70A	1000E	B97LF	01007LF
6HC	H1199	7B	998SB	44C	991	70AA	1000ER	B97LG	01007LG
6HD	H1199A	7GA	999GA	44D	990	70B	1000N	99LJ	1007LJ
6HE	H1199AR	7GB	999GB	50C	1002C	70C	1000M	99LK	1007LK
6HP	H1199B	7GC	999GC	50D	1002B	70D	1001DS	99LL	1007LL
6K	J997M	7GD	999GD	50E	1002A	70E	1001DE	99LN	1007KMB
6K-JA	997JA	7GE	999GE	50F	1002	70F	1001DX	99RN	1007RMA
6K-JB	997JB	7GF	999GF	52D	1003	71	1001DC	100LJ	01007LJ
6K-JC	997JC	7GG	999GG	55	1000D	71A	1001DB	100LK	01007LK
6K-JD	997JD	7GH	999GH	55A	01000C	71B	1001D	100LL	01007LL
6K-JE	997JE	7GK	999GK	55B	1000C	78	1012DM	100LN	1007KMA
6K-JF	997JF	9	0997B	55C	1000B	79	1012C	100LNN	1007KAM
6L	0997GR	10	997B	58	1000K	80	1011B	100RN	1007RMA
6M	J997MR	10A	997CB	58A	1000KB	80A	1011C	101	1010B
6N	997GX	10B	997DB	58B	1000KX	80AA	1000KC	101A	1010BR
6NA	997GXR	10C	997CB	58D	1125	80C	1011X	101B	1010SR
6NB	997MX	11	997X	58F	1125C	80CC	R1011X	101D	1010S
6NBB	R997MX	11A	0997X	58G	1125L	82	1011N	101K	L1010BR
6NGG	997RAX	11B	997XA	58H	1125D	83	1012	101KK	X1010SR
6P	01122	12	997	58K	1125CN	83A	1012A	101L	L1010B
6PP	01122R	12A	997C	58L	1125S	84	1011	101LL	X1010S
6PX	01122S	12B	997E	58M	1125H	84A	1022	101M	1010X
6R	1122	12C	997D	59	1000KA	84AA	1119	101N	X1010B
6RR	1122	12D	997LA	60A	01000	84B	1119	101P	X1010BR

**KEY**

**BLANK**

**COMPARATIVE**

**LIST**



**KEY**

**BLANK**

**COMPARATIVE**

**LIST**



**KEIL—INDEPENDENT (Cont.)**

Keil	ILCO	Keil	ILCO	Keil	ILCO	Keil	ILCO	Keil	ILCO
101R	L1010X	141	1021	H154N	H1098L	159D	01054	181C	1054D
102	1010	141A	1021A	R154N	1098L	159DD	01054A	181D	1054DX
A102	01010	142	01021A	154NA	C1098L	159E	1059	181H	1041EA
A102A	01010A	0142	30M	154P	1114A	159F	1054K	181J	1041F
C102	01009	143	1043	154R	1098X	C0159	30CM	181L	B1054B
102A	1010A	0144	21M	H154R	H1098X	159H	1145	181K	B1054
103	1009	144A	1071A	R154R	1098X	159J	1145A	181N	L1054B
103A	1009A	144	1071	154RR	C1098A	159 1/2	999E	181P	H1122M
104	1008C	145	1020	154RS	CM1098	160	01013C	181R	1054LB
104A	1008CA	C0146	22M	154S	1098DB	160A	01013B	181S	1054JK
105	1007CA	0147	23M	A154S	S1098DB	160B	1013	182	997MY
105A	1007C	149	1000S	H154S	H1098DB	160C	1013A	183	1060
106	1007FR	149A	1100	R154S	1098DB	161	01013CR	184	1051
107	1007F	149B	1115	154SA	H1098DC	161A	01013BR	185	1048
108	1008	149C	1115A	154SB	1098E	161B	1013R	187	1072
108A	1008A	149D	1044A	154SC	1098GM	OX162	31M	188	1036S
109	1007	149E	1044AL	154SD	D1098L	164	1014D	189	1027
109A	1007A	150	1015	154SS	1098M	164B	1014DA	191	1049
110A	1007D	150A	1015A	H154SS	H1098M	164C	1014E	192	1049R
111A	1007E	150B	A1015M	R154SS	1098M	164E	1013L	193	1049C
112A	1007LR	150BB	A1015MR	154V	1062S	165B	1013E	193C	1041B
113	1019B	150C	1015M	154W	1116	166BB	1013F	193D	1041
A113	1019B	150CC	1015MR	154Y	1023	167	1014J	193E	1040
113A	1007L	150H	1015C	154Z	1023A	168	1014C	193F	01040
115	1019	C0150	24M	155	1026 1/2	168A	1014B	197C	1262A
115A	1019A	151	1033	155A	1034	168B	1014	197E	1314
115B	1010AR	151A	1033Z	155E	1114	168C	1014	197F	1302S
115C	1019	153B	1058	155F	1123	168D	1014A	197FF	1302R
115D	1019A	153F	1120B	155FF	1123A	168E	1014G	197FF	1302SR
117Y	1016C	153G	1073C	155H	01022	168F	1014A	197H	1300
117Z	1016B	153H	1154	A155H	1054KD	175	1045	202AA	01307
118	1019R	153N	1098LF	155K	1121	176	1046	202B	1307B
118A	1016S	153PF	S1098LA	155L	01126M	177	1037A	202C	1307A
118B	1016N	153PG	01098LA	155M	1126	177A	1037B	204A	1406R
119	1016	153R	1198	155N	1121B	177B	1061	204B	1308
120	1004B	H153R	H1198	155NN	1121C	178	1037	204D	1077
121	1005	153S	01198	155P	1121A	A178	1055S	204E	1317
121A	1005A	H153S	H01198	155R	1064	B178	1055	204F	1319
122	1004	153T	B1198	155S	1092	C178	1055B	204G	1319S
122A	1004A	H153T	HB1198	155T	1096C	D178	1055A	204H	1406A
122B	1004C	154	1036	155V	1096	F178	1037CL	206C	1409
123	1006	154A	1050	155W	1096L	H178	1055AL	210A	1294
125	1018S	154B	1050A	155X	1092B	179	1052	212	1290
126	1017	154BB	1050AR	155Y	1141	179C	1037C	213	1290R
126A	1017A	154C	1050B	155Z	1140	179D	1052B	218	1143
126B	1017B	154D	1049R	156	1026	180	1057	220	1269B
126C	1017BA	154DD	1049BR	156B	1062MS	180A	1056	S220	1269BS
126E	1021B	154E	1073	157	1013D	180B	1054A	221	1269
126F	1021BA	A154E	1120	157A	1013C	180C	1054B	S221	1269S
126P	1022F	154F	1080	157B	1013B	180D	1054C	222	1266
128	1018	A154F	1120A	157D	1013BX	180E	1041C	223	1265
129	1018L	A154G	1073BR	157E	1013DL	180F	1041D	225	1267B
130	1018LR	154H	1099	158	1013DR	180FL	1041D	226	1267
131	1018LR	154J	1098	158A	1013CR	180FS	1041GB	227A	1295
133	1024	154JA	F1098	158B	1013BR	180G	1074	227C	1286R
0133	40M	154K	1073B	159	1070	180K	1112	227CC	1286
134	1024A	154KK	1073A	159A	1054	180KK	1112R	227D	1315
135	1024B	154L	1081R	A159A	1054R	180M	1041E	227DD	1316
136	1024C	154M	1081	159AA	1054F	180R	1113	227E	1265M
137	1047	154MM	1081B	159B	1054W	180S	1041N	227G	M1286R
137A	1047A	154N	1098L	159C	R1054W	180Z	1060A	227H	1286A



**KEY  
BLANK  
COMPARATIVE  
LIST**

**KEIL—INDEPENDENT (Cont.)**

Keil	ILCO	Keil	ILCO	Keil	ILCO	Keil	*ILCO	Keil	ILCO
227J	R1286B	470	01244	1022	1225C	1464	1211B	2434	20BM
228	701	471	1241	1026	1225G	1465	1211C	2436	20AM
228A	707	0479	1512	1028	1225A	1564	1287P	2438	5M
228B	705	0480	1511	1030	1270A	1564A	1286PB	2440	1M
228C	704	482	1274	1032	1222L	1566	1286AP	2444	5AM
228D	700	K501	1051A	1033	1293	1622	1216B	2445	6M
228E	708	507	1305	1039	1223	1623	1216A	2448	14M
228F	702	S539	1028D	1051	1224H	1624	1216	2449	14AM
228G	706	S539A	1028C	1052A	1037D	1624A	01216	2452	14CM
235	1212	S540	1028M	1054	1221H	1624B	1216H	2454	18M
S235	1094	S543	1028G	1056	1213AS	1699	1223S	A2506	2M
243	1278	S544	01028A	1056C	01213	1701	1311	2508	3M
248	1240	S544A	01028AH	1058	1213AD	1702	1309	2513	3AM
251	1239	S550	1028A	1059	1213AC	1703	1310	A2515	7M
S251	1239S	S562	1028L	1070	1124	1750	1218	E2515	2DM
251E	1248	S564	1093	1100	1228	1784	1216E	F2515	2EM
S251K	1031B	S564A	1082	1102	1226	1809	1216J	G2515	7DM
272	1279	0596	1500	1111	1230	1892	1216G	2516	48M
273	1016M	0596B	1500A	1114	1229	1893	1216L	B2516	49M
278	1118	0599	1500C	1126	1215	1969	1216C	A2517	10M
290	1207	0600A	1500B	1132	1215B	2016	1416	A2518	2AM
294	1207A	0611	511	1138	1215C	2018	1288	2533	63M
296	1419	0612	528	1140	01215	2019	1263	2546	20M
0304D	37M	0622A	41AM	1156	1215A	2020	1264	2584	68M
0304G	38M	0622	41M	1164	1215D	2020A	1264C	2588	45M
0304H	39M	725	1201H	S1254	1037E	2021	1264A	2593	19M
0304J	39AM	729	1200	1261	1223A	2022	1298	2632	60M
334	1424A	744	1200CH	1262	1306A	2036	1407	2633	11M
370	1208	802	1217A	1265	1242	2070	1284B	2640	67M
380	1206B	824	1217GL	1265A	1044	2075	1414C	2642	13M
382	1206H	836	1217BA	S1265	1033A	2081	1284	2659	4BM
383	1206A	846	1217F	1265D	1033D	2406	25M	2676-3/8	71M
384	1206L	880	1217D	1265E	1033F	2407	25BM	2686	4M
0384B	42M	884	01213A	1267A	1303	2424	1527	2694	69M
0384G	42SK	896	1213	1269A	1225EH	2424A	1528	2702	55M
385	1202H	903C	1318R	1269B	1221AH	2424B	1529	2738	8M
414	1220	903D	1318	1269E	1366	2424C	1530	2749	57M
418	1246	904	1217B	1269F	1270B	2424D	1531	2752	61M
418A	1252	906	1217C	1275	1306	2424E	1526	2765	9M
434	1203	926	1217	S1275	1091	2424F	1534	2766	66M
436	1257	994	1270	1287	1219	2424G	1535	2795	75M
437	1232	994A	1270H	1288	1225F	2424H	1536	2857	15M
437A	1235	996	1110BH	1289	1214	2424J	1537	2888	11AM
437C	1236A	1003	1417A	B1289	1270C	2424K	1538	2912	16M
437E	1233	01003	36M	1300	1217G	2424L	1520	2917	17M
437F	1236H	1005	1225B	1428	1272	2424M	1521	2950	62M
437R	1234H	01005	33M	1430	1271	2424N	1522	2967	70M
438	1292	1007	1032	1448	1211A	2424P	1523	3054-3/8	59M
438A	1292R	01007	34M	1450	1210B	2424R	1524	3076-3/8	64M
439	1078A	01010	35M	1453	1211CA	2424S	1525	A3096-3/8	77M
439A	1078	1012	1225PL	1460	1209	2424T	1533	3097-3/8	54M
450	1204	1012A	1417	1461	1210A	2424W	1532	4004	P1
451	1233M	1014	1225D	1462	1210	2430	5M	4005-3/8	R1
453	1232	1018	1224	1463	1211	2433-3/8	5BM		

**GRAHAM—INDEPENDENT**

Graham	ILCO	Graham	ILCO	Graham	ILCO	Graham	ILCO	Graham	ILCO
248	1609	940B	152SB	1099	486	1676	4BM	1689	58M
832	1402	1042	406	1099C	402	1676A	73M	1699D	64M
836	1400	1097C	175SB	1509	43M	1680	60M	1700	70M
847	1401	1097D	163	1629	87M	1684	59M	1711	12M

**KEY**

**BLANK**

**COMPARATIVE**

**LIST**



**GRAHAM—INDEPENDENT (Cont.)**

Graham	ILCO	Graham	ILCO	Graham	ILCO	Graham	ILCO	Graham	ILCO
1713	15M	2427	1206AH	2519D	1292	2593E	1215A	2601KLE	H1199B
1715	69M	2428	1202H	2520	1285	2594	01215	2601KLF	H1199AR
1723	44M	2430	1207A	2525	1305	2595	1215C	2601LB	997RB
1724	17M	N2441A	1089	2526	1051	N2595	1090	2601LC	1199
1728	11AM	2441B	1231	02526	1319	2596	1215B	2601LD	1199A
1744	45M	2441E	1299	2526A	1406	2599	1284	2601LE	1199B
1784A	2AM	N2441E	1082	2526AB	1406A	2599A	1284A	2601LF	1199AR
1786	49M	2442	1228	2526AR	1406R	2599B	1284B	2601LG	1199C
1786A	48M	N2442	1086	2526AT	1320	2600	998	2601LGA	01199
1789A	7DM	2442A	1226	2526B	1317	02600	998A	2601LH	1199D
1789B	2DM	N2442A	1084	2526C	1051A	2600A	998GA	2601LHA	01199A
1789C	2EM	2443	1227	2526D	1308	2600B	998GB	2601LJ	1199DR
1790	3AM	N2443	1085	2526F	1078	2600C	998GC	2601LJA	0119AR
1791	3M	2443B	1229	2526G	1077	2600D	998GD	2601LK	1199E
1794	2M	N2443B	1087	2526J	1319S	2600E	998GE	2601LKA	01199B
01794	7M	2444	1230	2527	1078A	2600F	998GF	2601LL	1199AR
1795A	10M	N2444	1088	2528	1264	2600G	998GG	2601NA	1122ZD
1833	6M	2445C	1223S	2528A	1263	2600H	998GH	2601NB	1122ZC
1833A	1M	2448	1249	2528B	1264A	2600K	998GK	2601NC	1122ZP
1834	62M	2448A	1251	2528D	1288	2600L	998R	2601ND	1122ZE
1834A	61M	2454	01245	2528E	1287	2600XA	998VA	2601PD	01122
1846A	8M	2460	1207A	2528G	1425	2600XC	998XC	2601PE	01122R
1847	71M	2461	1207	2528K	1298	S2600	998S	2601PF	01122A
1853	47M	02461	1419	2528L	1300	S2600A	999GA	2601PFL	L1122A
1877	16M	2463	1205	2528P	1410	S2600B	999GB	2601PGL	L1122B
1882	19M	2478	1274	2528R	1300R	S2600C	999GC	2601PG	01122AR
1896	46M	2481	1247	2530	1424A	S2600D	999GD	2601PH	1122L
1904	9M	2484	1232A	2543A	1217F	S2600E	999GE	2601PJ	F1122AR
1905	66M	2484A	1204	2543C	1217D	S2600F	999GF	2601PJR	F1122A
1908	68M	2485A	1233M	2543D	1217E	S2600G	999GG	2601PK	01122S
1910	55M	2485AT	1233MH	2551	1211A	S2600H	999GH	2601PL	997MX
1911	4M	2485B	1232M	2551A	01211B	S2600K	999GK	2601PM	01122C
1917	20M	02485	1220	2560D	1217C	02601	999A	2601PN	01122B
1954B	18M	2486	1206	2562A	1222C	R2601	999	2601PR	R997MX
1959	63M	2486A	1206L	2562B	1222B	2601A	999RA	2601SA	997LA
1959B	57M	2487	1206B	N2562B	1093	2601B	999B	2601SC	997LC
1960	58M	2489	1208	02565	1408	2601C	997E	2601WA	886L
1967	14CM	2492A	1232H	2566A	01213A	2601CL	0997E	2601X	997X
1967A	14BM	2492B	1234H	2566C	1213B	2601CLB	0997RB	2601XA	997KAX
1968A	5M	2492C	1232	2567	01213	2601CN	997DA	2601XB	997WA
1968C	75M	2492D	1234	2567B	1213A	2601CNA	0997A	2601XC	997WD
1969A	20BM	2492E	1233	2567BT	1213AH	2601CNB	R997DA	2601XD	997WB
1970A	20AM	2492F	1233H	2567C	1213AS	2601CP	997DX	2601XE	997WC
1971	5BM	2492G	1236H	2568	1222AH	2601CS	997B	2601XL	997XA
1971A	14AM	2492H	1236	N2568	1110BH	2601CSN	997EB	2602	994M
1972	5AM	2494	1241	2571A	1271	2601D	997BC	2602A	994ARM
01972	14M	2495	1244	2571B	1272	2601E	R997BC	2602B	888R
1982A	65M	2497	1255	2573B	1271	2601F	997F	2602C	888
2413	1200AH	2498	1278	2573C	1272	2601G	997G	2602D	888A
02413	1200C	2498A	1212	2579	1242L	2601GL	0997GR	2602E	888RA
2413B	1201H	N2498A	1094	N2579	1033A	2601GX	997GX	2602G	887A
2414	1201H	2499	1240	2579A	1407	2601GXL	997GXR	2602H	887RA
02414	1200H	2500	1237	2582B	1256	2601H	0997B	2602J	887
2414A	1200	2501	1238	N2583	1118	2601KA	997KA	2602K	887R
2416	1201H	2502A	1030	2588	1253	2601KB	997KB	2602L	886
2416A	1246	2505	702	2589	1254	2601KC	997KC	2602LL	886A
2416B	1252	2505A	708	N02592	1124	2601KD	997KD	2603	994BM
2417A	1201AN	2511	1211A	N2592A	1084B	2601KE	997KE	2603A	996M
2418	1201AH	2519A	1257	N2592B	1124BH	2601KF	997KF	2603B	995M
2419	1200B	2519B	1203	2593C	1215	2601KLC	H1199	2603C	995M
2423A	1279	2519C	1292R	2593D	1215D	2601KLD	H1199A	2603D	997BA



**GRAHAM—INDEPENDENT (Cont.)**

Graham	ILCO	Graham	ILCO	Graham	ILCO	Graham	ILCO	Graham	ILCO
2603F	1132	2611B	1290R	2613P	1098E	2619GE	1000DX	2621RF	1007RF
2603R	1112	2611C	1290	2613X	1098B	2619GK	1000KX	2621RG	1007RG
2603L	1112R	2612A	1261	2613XA	1098LB	2619GKS	1000HX	2621RJ	1007RJ
2604	1024	2612B	1038	2614	1072	2619H	1001HR	2621RK	1007RK
2604A	1024A	2612BN	1041C	2614A	1048	2619HR	1001H	2621RL	1007RL
2604B	1024B	2612BNA	1041J	2615	1049	2619HS	1125	2621RM	1007RM
2604C	1024C	2612BNB	1041P	2615A	1049C	2619HT	1125L	2622	1007E
2604G	1047	2612BNC	1041PA	2615B	1049R	2619HV	1125C	2622A	1007L
2604GL	1047A	2612BND	1041N	2615C	1049CR	2619HVA	1125CN	2622CA	K1007CA
2605	1006	2612C	1262A	2615D	1049B	2619HVB	1125H	2622CB	K1007CB
2605A	1005	2612D	1260	2615E	1049BR	2619HX	1125S	2622CN	1007KAM
2605B	1005A	2612DR	1041GA	2615G	1148	2619HW	1125S	2622D	1007D
2605C	1004A	2612E	01040	2616B	1121C	2619J	01000H	2622LA	01007LA
2605D	1004	2612F	01042	2616C	1121B	2619JA	01000GR	2622LB	01007LB
2605E	1004B	2612FL	1042R	2616CL	1121BA	2619K	1000K	2622LC	01007LC
2605F	1004C	2612FR	1042	2616D	1121CR	2619KA	1000KC	2622LE	01007LE
2605FA	1004CR	2612G	1041	2617	1001DA	2619KC	1000KV	2622LF	01007LF
2605G	1004D	2612GD	1041S	2617A	1001D	2619KL	1000KA	2622LG	01007LG
2606A	R1000S	2612J	1041B	2617B	R1001ED	2619KSL	1000HX	2622LJ	01007LJ
2606C	1141	2612K	1074	2617BR	1001BA	2619LA	X1000RF	2622LK	01007LK
2607	1073	2612KA	1041D	2617BRA	1001BA	2619R	1000FX	2622LL	01007LL
2607A	1073B	2612KB	1041E	2617E	R1001EE	2620	1002	2622LPA	1007KA
2607AR	1073BR	2612KC	1113	2617F	R1001EF	2620A	1002A	2622LPB	01007KA
2607B	1099	2612KD	1041G	2617K	1001EN	2620B	1002B	2622LPC	1007KC
2607C	1073A	2612KDL	1041GR	2617L	1001DA	2620C	1002C	2622M	1007KMA
2607CA	1096B	2612KDR	1041FA	2618	1003	02621	01010	2622RA	01007RA
2607CB	1096	2612KE	1041GR	2618A	1001A	2621	1010	2622RB	01007RB
2607CC	B1096K	2612KF	1041K	2618B	1001	2621B	1008	2622RC	01007RC
2607CD	1096L	2612KG	L1054B	2618D	1001GR	2621BA	1007MR	2622RD	01007RD
2607D	1120A	2612KH	1041X	2618DL	1001GAR	2621C	1007	2622RE	01007RE
2607DA	1120AC	2613	1098	2618E	1001G	2621D	1009	2622RF	01007RF
2607DD	1120C	2613A	1098X	2618EL	1001GA	02621D	01009	2622RG	01007RG
2607DG	1073DG	2613B	1098L	2618F	1001C	2621DA	1007CA	2622RH	01007RH
2607DH	1073DC	2613C	1098DB	2618G	1001EN	2621E	1010C	2622RJ	01007RJ
2607DJ	1073DG	2613CS	S1098DB	2618GA	1001EB	2621F	1010D	2622RK	01007RK
2607DK	1120D	2613D	F1098	2618GB	1001EL	2621G	1010B	2622RL	01007RL
2607E	1120	2613F	C1098A	2618M	M1001	2621GL	1010BR	2622RM	1007RMA
2607F	1119	2613G	C1098L	2619	1000	2621GLS	1010SR	02623	01010A
2607FD	1054KD	2613H	D1098L	2619A	1000A	2621GM	S1007KM	2623	1010A
2607G	D1098L	2613KA	H1098X	2619B	1000B	2621GS	1010S	2623B	1008A
2607GB	1098LC	2613KB	H1098L	2619C	1000C	2621HL	X1010BR	2623C	1007C
2607GC	1098E	2613KC	H1098DB	2619CA	1000D	2621HR	X1010B	2623D	1009A
2607H	1117	2613KE	H1098DC	2619CB	1001K	2621J	1010X	2624	1012A
2607K	1123	2613KL	H1098LA	2619CB	1001K	2621LA	1007LA	2624A	1012
2607N	1064	2613KM	H1098M	2619D	1001EB	2621LB	1007LB	2624B	1011B
2607NA	1069	2613KMR	1098MM	2619DA	1001EA	2621LC	1007LC	2624C	1001P
2607NC	1064A	2613L	1098LA	2619DL	1001E	2621LE	1007LE	2624BP	1022S
2607P	1059	2613LA	1098LF	2619E	1000E	2621LF	1007LF	2624BR	1022A
2607R	1059A	2613LB	S1098LA	2619EB	1001JB	2621LG	1007LG	2624BS	1011C
2607T	1146	2613M	1098M	2619EC	1001JC	2621LH	1007KMB	2624BT	1022C
02608	1018	2613MF	CM1098	2619ED	1114	2621LJ	1007LJ	2624BX	1011X
2609A	1018L	2613N	1198	2619ECL	1001J	2621LK	1007LK	2624C	1012
02610	1018LR	2613NA	01198	2619ECR	1001JR	2621LL	1007LL	2624D	1012DM
2610	1018S	2613NAS	01198C	2619EF	X1000F	2621LM	01007KM	2624E	1011E
2610A	1017	2613NAKS	H01198C	2619EJ	1000T	2621LPA	1007K	2624F	1011
2610B	1017A	2613NB	B1198	2619EK	1000V	2621LPB	01007K	2624FA	1011A
2610CB	01017B	2613NBS	B1198C	2619F	1000G	2621LPC	01007KC	2624FG	01022
2610C	1017B	2613NBKS	HB1198C	2619FA	1000G	2621RA	1007RA	2624FH	1022E
2610CV	01017V	2613NKS	H1198C	2619G	1000H	2621RB	1007RB	2624FJ	1022F
2610D	1017BA	2613NM	M1198	2619GA	1000HL	2621RC	1007RC	2624FR	1022
2610F	01017W	2613NS	1198C	2619GB	1000HX	2621RE	1007RE	2624FX	1002

**KEY**

**BLANK**

**COMPARATIVE**

**LIST**



## GRAHAM—INDEPENDENT (Cont.)

Graham	ILCO	Graham	ILCO	Graham	ILCO	Graham	ILCO	Graham	ILCO
2624G	1011G	2632C	1071A	2638K	1079	2666H	1041F	2687D	1332
2624H	1011H	2632D	1071B	02638K	1079A	02666H	1041F	2690A	1225A
2624J	1011J	2632GA	1126M	2638KA	1079AB	2666HA	1041H	2690B	1225C
2624JA	1011JR	2632GB	1126M	2638KC	1079C	2666HB	1041W	2690BT	1225CH
2624JB	1011JR	2632GC	1126M	2638KD	1079P	2667	889A	2690C	1225PL
2624K	1011K	2632GD	1126M	2638L	1062S	02667	1064L	2690D	1225
2624L	1011L	2632GE	1126M	2639	1026½	2667A	889AR	02691	1225D
2624M	1011M	2632HA	01126M	2639C	1062J	2667B	1027	2691A	01225BI
2624N	1011N	2632HB	01126M	2639D	1026	2667C	1027A	2691E	1417A
2624P	1011-04AS	2632HC	01126M	2639E	1062MS	2667D	1045	2691F	1417
2624PL	1011-04A	2632HD	01126M	2639F	1062MA	2667E	1046	2692D	01225N
2624X	1011AX	2632HE	01126M	2639L	1062H	2667F	1044	2694	1422
2624XA	1011AX	2634	1015	2639LL	1062HL	02667F	1044AL	2697	1214
2625	1012C	02634	1015CR	2639TR	1055	2667FS	1044	2697A	1219
2625A	1021A	2634A	1015A	2639T	1055A	02667FS	1044A	2697C	1416
2625B	1021	02634A	1015A	2639TR	1055A	2667G	N995M	2697E	1225F
2625C	1021B	2634B	1000S	2639TS	1055B	2667GB	1133	2697G	1270C
2625D	1021BA	2634C	A1015CR	2640	1056	2667GC	1052B	2708	1424
02626	01021A	2634CH	01015U	2640A	1057	2667GL	1052R	2720	1217B
2626AT	1320	2634D	1020	2640AL	1060A	2667GR	1052	2721	1217
2627	1276	2634E	01054KR	2640AP	1060	2667H	884	2722	1259
2627A	1276R	2634F	1130N	2640B	1055S	2667J	884R	2733	1209
2627D	01307	2634G	M1130N	2640C	1076	2667JA	1115	2733A	1210A
2627E	1307A	2634M	01015M	2640CR	1076R	2667JK	1115XL	2733B	1210
2627F	01054	2634ML	A1015M	2640D	1076C	2667JL	1115AL	2733C	1211
2638FR	01054R	2634MLS	1015M	2640F	1076AR	2667K	885	2733D	1211B
2627G	1145	2634MS	1015MR	2640FR	1076A	2667L	885R	2733DL	1211CA
2627H	1145A	2635	1019	2640G	1081B	2667M	1100	2733E	1211C
2628	1048	2635A	1019A	2640HA	1081D	2667P	1037C	2733G	1210B
2628A	999C	2635B	1019AR	2640HB	1081DR	2667PL	1037CL	2733HA	1286AP
2628B	999CA	2635C	1019B	2640K	1128A	2667PN	1037CA	2733HB	N1286P
2628C	999CR	2635D	1019C	2640KR	1128B	2667RT	1060C	2733HC	1287P
2628D	1047M	2636	1019R	2640PA	997MY	2667RS	1068	2733HD	1286BP
2629	1018S	2636B	1016C	2640PG	997MD	2668	1243E	2734FA	1286A
2629A	1023	2636BL	1016B	2642	1217A	N2668	1028G	2734FB	M1286R
2629B	1023A	2636C	1016	2642B	1217BA	2668A	1243CL	2734FC	N1286R
2630	1001	2636E	1016M	2644	1217GL	N2668A	01028AH	2734FD	1286
2630C	01122D	2636F	1016N	N2654A	1028A	N2668C	1063D	2734FE	1286R
2630CA	B1098S	2637	1033	N2655	1028AY	N2670C	1037E	2734FF	1286E
2630K	1302S	2637G	1080	N2660	1028D	N2670D	1063	2734FG	R1286B
2630KR	1302SR	2637GA	1080A	2660A	1312	2672	1223A	2734FH	1286C
2631A	1013A	2638	1036	N2660B	1134	2674A	1221AL	2734FI	1286D
2631B	1013	2638B	1025	2661	1243F	2674AT	1221AH	2734G	1405
2631C	1013B	2638F	1054X	2662	1243M	2674B	1221L	2734GB	1001P
2631E	1013R	2638FA	1054F	2664	1243D	2674BT	1221	2734R	1073F
2631F	1013BR	2638FB	1054K	N2664	1028L	2674E	1270A	2734P	1143
2631G	1013C	2638FD	H1054B	2664B	1243K	2680	1210C	2734RA	1120E
2631GS	1013DR	2638FP	B1054	2664C	1306	2682C	1222L	2735	1266
2631H	1014A	2638FR	1054R	N2664C	1091	2682D	1223L	2735A	1269
2631J	1013B	2638G	1054J	N2664D	1066	2682DT	1223	2735B	1269B
2631K	1014	2638GA	1054DX	N2664E	1323	2684A	1225E	2735C	1267B
2631KH	1013F	2638GB	R1054DX	02665	01275	2685B	1225G	2735D	1265
2631L	1014B	2638GC	M1054A	N2665	1243L	2685C	1224	2735E	1267
2631N	1013BX	2638GD	1054LB	2665A	1270H	2686B	1225G	2735J	1315
2631P	1014D	2638GE	1198CN	N2665A	1095HL	2686BT	1225GH	2735K	1316
2631PR	1014DR	2638GF	X1054JK	2665B	1270	2686C	1224L	2736B	990
2631R	1014E	2638GFL	K1054AX	N2665B	1095	2686D	1224H	2736C	991
2631T	1013L	2638GG	S1054B	2666F	1033B	2687	1303	2736D	992
2631X	1014J	2638GH	1125A	N2666FR	1033F	N2687	1303S	2736E	993
2632	1043	2638H	1070	2666G	1033D	2687C	01223	2737B	1114A
2632B	1071	2638J	1116	2666GA	1033E	N2687C	1037D		



**KEY**

**BLANK**

**COMPARATIVE**

**LIST**

**GRAHAM—INDEPENDENT (Cont.)**

Graham	ILCO	Graham	ILCO	Graham	ILCO	Graham	ILCO	Graham	ILCO
2737C	1139B	2790AM	1239	3520A	30CM	4168B	1500C	4910	1415D
2737CV	1139AB	N2790A	1031	3525A	84M	4168C	1500B	4911	1415
2737D	1139	2790C	1248	3526A	82CM	4212	1500	4911A	1415R
2737DV	1139A	2792	1216J	3545	85M	04212	1500A	4925	1572
2737G	1092	2793	1216C	3545A	85CM	4606	1501	4925A	1573
2737GA	1092B	2795D	1420A	3565	22BM	4780	1525	4950	1423
2737H	1130N	2798A	1413	3565A	22M	4781	1529	4950A	1573
2737K	1071C	2805	1216L	3588	24M	4782	1530	4975	1062K
2737L	1155B	2880	1258	03588	23M	4783	1528	4975B	1058
2737R	1140	2895	1216G	3610E	33M	4784	1527	4975C	8888
2753B	1216D	2896	1216E	3610G	36M	4785	1532	4975D	1879
2756	1216B	2897	1217G	3611	33M	4787	1536	E5230	1013E
2756C	1331	2899	1213AD	3611B	34M	4788	1535	5985	5985
2756CR	1331R	2939R	1604	3611F	35M	4789	1538	5986	5986
02756	1216	3016L	1605	3644	31M	4790	1534	5987	5987
2759A	1407	3016R	1605R	3645	32M	4791	1537	5988	5988
2762	1218	3018	1603	3650	29M	4793	1533	8446	8446
2764A	1067	3022L	1602	3661A	28BM	4794	1524	9446XU	H1122T
2766	1273	3022R	1602R	3674B	40M	4796	1523	9547ZU	1122ZU
2773A	1216H	3032	1600	3714	86M	4797	1522	9701	701
2777	1281	3290	1512	3745	39M	4798	1521	9702	702
2777A	1282	3295	1511	3747	39AM	4799	1520	9703	703
2777B	1283	3296	1512A	3747A	38M	4900	1061	9704	704
2789	1309	3465	25BM	3748	37M	4901L	1318R	9705	705
2789A	1310	3467	26M	3760	41M	4901R	1318	9706	706
2789B	1311	3469	25M	3760A	41AM	4905	1065	9708	708
2790	1294	3517	30M	04026	42SK	4908	1135	9712	712
2790A	1239	3520	82M	4040B	42M	4909	1055AS		

**CORBIN—INDEPENDENT**

Corbin	ILCO	Corbin	ILCO	Corbin	ILCO	Corbin	ILCO	Corbin	ILCO
23 <sup>1</sup> / <sub>4</sub>	1001EA	4122B	1270A	4179	1416	4740	1213AC	5537	1218
023 <sup>1</sup> / <sub>4</sub>	M1001E	4124	1217D	4180	1223A	4741	1213AS	5539	1259
24	1001E	4125	1217C	4192C	1001H	4742	1213A	5549 <sup>1</sup> / <sub>4</sub>	1211BH
26	1000KC	4127B	1225E	4196	1000K	4743	01213	5549 <sup>1</sup> / <sub>2</sub>	1211
27	1001EB	4127C	1225EH	4196A	1000B	4752	1209H	5549 <sup>3</sup> / <sub>4</sub>	1210
027	M1001EB	4130	1224S	4197	1001	4760	1225B	5569	1511
63 <sup>1</sup> / <sub>4</sub>	1001EL	4131A	1221AH	4197A	1000C	4762	1225A	5585	1216B
67	1001EN	4131B	01221L	4197 <sup>1</sup> / <sub>4</sub> A	01000C	4766	1214	5585B	1216
93 <sup>1</sup> / <sub>4</sub>	1001AB	4132S	1324	4198	1002C	4931	1219	5811	42SK
093 <sup>1</sup> / <sub>4</sub>	1001AB	4133	1217A	4199	1000	5021	1258	5825	01022
94	1001A	4136 <sup>1</sup> / <sub>2</sub>	01223L	4201	26M	5051	1523	5826	1022
96	1000K	4136 <sup>1</sup> / <sub>2</sub> B	1223H	4202	25BM	5052	1522	5827	1079
97	1001	4140	1215	4204	25M	5053	1521	5830	1016M
98	1002C	4140B	1225	4225	2419J	5054	1520	5831	1199
98 <sup>1</sup> / <sub>4</sub>	1002B	4141	1215B	4253	35M	5055	1216G	5831A	1199B
98 <sup>1</sup> / <sub>2</sub>	1002A	4141B	1225C	4258	34M	5056	1216E	5831B	1199A
99	1000	4143	1215A	4260	27M	5057	1217G	5831C	1199AR
752-1A	1011H	4144B	1225A	4261	33M	5101	1500B	5833	1199DR
752-12A	1011M	4145	1215D	4262F	28M	5114	1500C	5833A	1199E
752B	1012	4151	1272	4428	28AM	5133	1500B	5833B	1199C
761B	1012DM	4152	1271	4442	29M	5229	1500A	5833C	1199D
852B	1011	4154	01213A	4603	24M	5230	1500	5834	1017B
861B	1011B	4158 <sup>1</sup> / <sub>2</sub>	1284A	4605	23M	5354	41M	5835	1017BA
905B	1011X	4163	1003	4606	22BM	5375	37M	5836	1125L
4116	1217	4165	1002B	4606K	22M	5376	39M	5837	1122L
4116B	1225D	4165 <sup>1</sup> / <sub>2</sub>	1002A	4614	21M	5435	1512A	5838	995M
4120D	1242L	4165 <sup>3</sup> / <sub>4</sub>	1002	4615	30M	5469	1293	5839	1020
4121B	1225G	4177	1225B	4615K	30CM	5535 <sup>1</sup> / <sub>2</sub>	1512	5840	1071

**KEY**

**BLANK**

**COMPARATIVE**

**LIST**



**CORBIN — INDEPENDENT (Cont.)**

Corbin	ILCO	Corbin	ILCO	Corbin	ILCO	Corbin	ILCO	Corbin	ILCO
5843	01122S	7878	14M	8493	01244	8620	1018	8673DR	1001DX
5846	1054	7885	47M	8496	1255	8621	1006	8673VR	1000HX
5846K	1054K	7899	18M	8499	1240	8621A	1005	8674½	1001HR
5846L	1054R	7900	45M	8499A	1240	8621B	1004	8681	1076
5847	1054F	7903	5M	8500	1237	8621C	1005A	8681H	1076R
5848	F1098	7904	9M	8501	1238	8621D	1004A	8682	1076A
5848M	C1098A	7905	5BM	8502	1278	8622	1018S	8682L	1076AR
5849	C1098L	7906	68M	8505	1239	8623A	1008	8682R	1076A
5850	1015	7907	20AM	8505S	1239S	8623B	1007	8683	1076C
5851	1092	7910	14BM	8530	1424A	8623BE	1007A	8684	1001EB
5852	1125C	7911	55M	8561	1000A	8623C	01007KM	8684M	M1001EB
5855	1141	7912	66M	8562	1001DC	8623D	1007KM	8684¼	1001E
5856	1140	7918	14CM	8563	1001D	8624	1010	8685	1026½
5871	993	7946A	20M	8588	1253	8624A	1008C	8686	1026
5873	992	07959	63M	8594	01215	8624B	1007CA	8687	1000F
5875	991	8138	49M	8595	01215	8624L	1009	8691	1098
5877	990	8413	1200A	8600	998	8624LE	1009A	8691C	S1098DB
5885	1198	8414A	1200	08601	999A	8625A	1021A	8691E	01122R
B5886	1098E	8416	1201H	8601A	999B	8627	1276R	8691EL	01122
5963	1600	8416A	1246	8601B	999	8627B	1276	8692	1033
6645	31M	8418	1200C	8601BL	999R	8628A	999C	8693	1070
6709	32M	8418½	1201AH	8601C	0997X	8628AL	1047CR	8694	1001A
6830	1400	8419	1200BH	8601½A	997B	8629	1017	8695	1114
6832	1402	8424½	1279	8601½B	997	8632	1000H	8697A	1098L
7060A	54M	8427	1206A	8601½T	0997X	8632VR	01000H	8697B	1098X
7501	43M	8428	1202	8602	997M	8635	1019	8697C	1098DB
7696A	1M	8442	1228	8602A	994ARM	8635½	1019A	8697D	S1098DB
7697A	61M	8444	1230	8602½	1267B	8636	1016S	8697E	01122R
7698	6M	8450	1232	8603	994BM	8637	1016	8697EL	01122
7699A	61M	8450A	1232H	8603A	996M	8639	1011	8697F	1098GM
7700	70M	8451	1233	8604	1024	8640	1012A	8697G	1098DC
7700A	3AM	8453A	1234H	8604A	1024A	8641	1012C	8697H	F1122AR
7714	5AM	8461	1207	8604B	1024B	8642	1012	8697HL	F1122A
7716	14AM	08461	1419	8604C	1024C	8644	1013BR	8697HR	F1122A
7719	12M	8463	1205	8605	1010B	8645	1212	8697PR	01122R
7724	17M	8475	1220	8605L	1010BR	8645S	1094	8697PL	01122
7728	11AM	8476	1204	8606	1010C	8646	1014	B8697A	H1098X
7744	19M	8478	1274	8607	1010D	8649	886	B8697B	H1098L
7761	20BM	8482	1247	8610	01013B	8658	1001JL	B8697C	H1098DB
7769	16M	8484	1232A	8612	1000M	8658BP	1000T	B8697D	H1098M
7780	60M	8486	1206H	8612½	1000N	8658BV	1000V	B8697G	H1098DC
7784	59M	8486A	1206L	8614	1013	8661	1243F	8727	1265
7792	3M	8486B	1203	8616	1000J	8662	1243M	8734	1210A
7792½	2M	8487	1206B	8617	1000E	8664	1243D	8735A	1269
7792½C	7M	8489	1208	8618	1000G	8668	1243E	8762	1218
7798	65M	8491A	1241	8618VR	01000G	8673	1000HL		

**YALE — INDEPENDENT**

Yale	ILCO	Yale	ILCO	Yale	ILCO	Yale	ILCO	Yale	ILCO
1	1212	8C4R	C999	9½	999BS	10½JF	997KF	11GB	998GB
01	1218	8GA	999GA	10	997CB	X10½	0997X	11GC	998GC
2	1237	8GB	999GB	010	R997BC	X10½ B13L	997WD	11GG	998GD
3	1238	8GC	999GC	10½	997DB	X10½KB	997WC	11GE	998GE
3½	1239	8GD	999GD	10½J	0997B	11	999A	11GF	998GF
4	1237	8GE	999GE	10½JA	997SA	B11	1512	11GG	998GG
6	994M	8GF	999GF	10½JB	997SB	11B7R	887A	11GH	998GH
7	994BM	8GG	999GG	10½JC	997SC	11C4L	999CA	11GK	998GK
8	999	8GH	999GH	10½JD	997SD	11C4R	999CR	11VC	998VC
8C4L	999C	8GK	999GK	10½JE	997SE	11GA	998GA	12½	997E



**KEY**

**BLANK**

**COMPARATIVE**

**LIST**

**YALE—INDEPENDENT**

Yale	ILCO	Yale	ILCO	Yale	ILCO	Yale	ILCO	Yale	ILCO
12½JA	997JA	36½	R997DA	X113	1199C	X237	H1199B	TA5654UG	1060A
12½JB	997JB	X37	1199B	115	1267	XT237	01199B	TA5658UG2	1060
12½JC	997JC	40	1232H	115	1266	240	1143	7121	1409
12½JD	997JD	40½	1234H	116½	995BM	R276-1½"	1225A	9114A	01122
12½JE	997JE	42	1233H	120	1216B	288	1400	9116A	01122
12½JF	997JF	42½	1236H	123	1420	324	1211CA	9119A	01122R
13	997C	43	1236A	124	1420A	R381½	1224F	9146A	01122R
X13	1199	53	1211A	125	1218	R381½D	1242L	9267	997MD
13½	997D	54 thin	1270	X133	1199D	R381½N	1332S	9275A	S1098DB
13½JA	997JA	54 thick	1270H	X136	1199DR	385	C999	9276A	1098
13½JB	997JB	60	1210	X137	1199E	R388	01223	9278A	01122A
13½JC	997JC	61	1210A	143	F1122AR	421	L1122A	9279A	01122AR
13½JD	997JD	67	1269B	150	1216D	465	1259	9283A	C1098A
13½JE	997JE	68	1269	S154-R295-1"	1225C	481	1122L	9290A	01122B
13½JF	997JF	74	1209	S155-R310-1¼"	1225G	R481½C	1044A	9291A	01122C
14	995M	76	1211C	S157-1½"	1222L	R481½P	1044	9295A	H1122FR
16	995M	77	1211B	186	993	605	1403	9298A	H1122F
17	996M	78	1211	187	992	713	01122S	9425	1512A
19	999B	79	1210	188	991	C855	1122L	9444	H1122T
X20½	997WE	86	993	0211F	D998GA	1012	997LA	9446	H1122T
23½	997DX	87	992	X213	H1199	X2010	997XA	9447	H1122T
24½	1132	88	991	XT213	01199	3311	1028L	9453	H1122T
27½	0997A	89	990	216	1315	3452	1128B	9475	1511
X27½	997WB	106½	0999C	225	1210BH	3465	1128A	9547ZC	1122ZC
33½	997DA	108GMK	998S	X233	H1199A	3900	1306A	9547ZD	1122ZD
X33	1199A	111GMK	998	XT233	01199A	TS5502¾	1216G	9547ZE	1122ZE
X36	1199AR	112½GMK	J997M	X236	H1199AR	TS5504	1223	9547ZP	1122ZP
XC36	R997DA	113½GMK	0997G	XT236	01199AR	TA5658UG	1057	9575	1512A

**BARROWS—INDEPENDENT**

Barrows	ILCO	Barrows	ILCO	Barrows	ILCO	Barrows	ILCO
605B	1021	606B	1021A	615B	1021B	616B	1021BA

**BRIGGS & STRATTON—INDEPENDENT**

Briggs & Stratton	ILCO	Briggs & Stratton	ILCO	Briggs & Stratton	ILCO	Briggs & Stratton	ILCO	Briggs & Stratton	ILCO
42071	1098	52518	D1098L	72735	H01198C	82114	01098LA	82595	01199A
42106	1098L	52519	D1098L	72738	B1198C	82116	H1098LA	82598	H1199
42107	1098X	52561	F1098	72740	HB1198C	82209	1098LF	82599	01199
42164	1098DB	52849	C1098A	75101	1098M	82364	1125C	82600	H1199AR
42277	S1098DB	72573	1098E	75102	H1098M	82365	1125S	82601	01199AR
42755	H1098X	72584	H1098DC	82026	1198	82592	H1199B	82640	S1098LA
52138	H1098DB	72713	1198C	82027	B1198	82593	01199B	82699	1125H
52253	H1098L	72729	H1198C	82028	01198	82594	H1199A	82778	1125CN
52384	C1098L	72733	01198C						

**CHANTRELL—INDEPENDENT**

Chantrell	ILCO	Chantrell	ILCO	Chantrell	ILCO	Chantrell	ILCO	Chantrell	ILCO
55H	1015CM	50	1015	51	1015A	53Z	01015M	54K	1015C
								56	A1015M

**EAGLE—INDEPENDENT**

Eagle	ILCO	Eagle	ILCO	Eagle	ILCO	Eagle	ILCO	Eagle	ILCO
2306	1417	5022	1013A	5242	1013BX	11305	1014B	11605	1014D
5010	01013B	5048	1013DR	8418M	1055S	11309	1014	11609	1014DA
5014	1013	5140	1013D	11301	1014C	11313	1014A	11645	1014E
5018	01013C	5144	1013C						



**KEY**

**BLANK**

**COMPARATIVE**

**LIST**



**FRAIM—INDEPENDENT**

Fraim	ILCO	Fraim	ILCO	Fraim	ILCO	Fraim	ILCO
K91	1073A	K93	1073	K203	1120	K204	1120A

**HURD—INDEPENDENT**

Hurd	ILCO	Hurd	ILCO	Hurd	ILCO	Hurd	ILCO
9000	1125	9016	1125H	9018	1125S	9019	1125D
9015	1125CN	9017	1125L				9020

**LOCKWOOD—INDEPENDENT**

Lockwood	ILCO	Lockwood	ILCO	Lockwood	ILCO	Lockwood	ILCO
101B	1006	208B	01004B	310B	1004A	322B	1004GA
200	200	306B	1005	312B	01004	342B	01004C
206B	1004B	308B	1004	314B	H1004A	344B	01004D

**MASTER—INDEPENDENT**

Master	ILCO	Master	ILCO	Master	ILCO	Master	ILCO
1K	1092	105K	1286C	400K	1287P	500KC	1286E
7K	1092B	300K	1286R	410K	N1286P	600K	M1286R
99K	1287W	310K	N1286R	500K	1286BP	907K	1286A

**NORWALK—INDEPENDENT**

Norwalk	ILCO	Norwalk	ILCO	Norwalk	ILCO	Norwalk	ILCO
80	1018	84 <sup>1</sup> / <sub>4</sub>	1017A	86 <sup>1</sup> / <sub>4</sub>	1017BA	87	1017A
84	1017	86	1017B				1017A

**PENN—INDEPENDENT**

Penn	ILCO	Penn	ILCO	Penn	ILCO	Penn	ILCO
502E	1016M	506B	1016C	510B	1016	520B	1016N

**RUSSWIN—INDEPENDENT**

Russwin	ILCO	Russwin	ILCO	Russwin	ILCO	Russwin	ILCO
745	1012C	750B	1012A	761B	1012DM	852B	1011
732B	1012						861B

**SAGER—INDEPENDENT**

Sager	ILCO	Sager	ILCO	Sager	ILCO
1304	1047		1804 <sup>1</sup> / <sub>4</sub>		1047A

**SARGENT—INDEPENDENT**

Sargent	ILCO	Sargent	ILCO	Sargent	ILCO	Sargent	ILCO	Sargent	ILCO
258BF	1010B	275BLC	1007LC	275BRC	1007RC	6265BT	1007C	6275BLJ	01007LJ
265BB	1008	275BLC	01007KC	275BRE	1007RE	6265BUT	1007LR	6275BLJ	1007KA
265BJ	1007	275BLE	1007K	275BRF	1007RF	6270BT	1007C	6275BLK	01007LK
265BK	1010	275BLE	1007LE	275BRG	1007RG	6270BLN	1007KMA	6275BLK	01007KA
265BR	1009	275BLF	01007K	275BRJ	1007RJ	6270BRN	1007RMA	6275BLL	01007LL
265BT	1007CA	275BLF	1007LF	275BRK	1007RK	6275BLA	1007KA	6275BLL	1007KC
265BU	01010	275BLG	1007LG	275BRL	1007RL	6275BLA	01007LA	6275BRA	01007RA
265BUT	01007L	275BLG	01007KC	285B	1010C	6275BLB	01007KA	6275BRB	01007RE
270BA	1007MR	275BLJ	1007LJ	295B	1010D	6275BLB	01007LB	6275BRC	01007RC
270BLN	1007KMB	275BLJ	1007K	5559B	1248S	6275BLC	01007LC	6275BRE	01007RE
270BRN	1007RMB	275BLK	1007LK	6265BB	1008A	6275BLC	1007KC	6275BRF	01007RF
270BT	1008C	275BLK	01007K	6265BD	1007D	6275BLE	1007KA	6275BRG	01007RG
275BLA	1007K	275BLL	01007KC	6265BJ	1007A	6275BLE	01007LE	6275BRJ	01007RJ
275BLA	1007LA	275BLL	1007LL	6265BJA	1007L	6275BLF	01007LF	6275BRK	01007RK
275BLB	1007LB	275BRA	1007RA	6265BK	1009A	6275BLF	01007KA	6275BRL	01007RL
275BLB	01007K	275BRB	1007RB	6265BR	1010A	6275BLG	01007LG	6278BCA	K1007CA

**SEGAL—INDEPENDENT**

Segal	ILCO	Segal	ILCO	Segal	ILCO	Segal	ILCO	Segal	ILCO
K3	1022S	K4B	1022X	K7	1022B	K8	1011	K9	1022
K4	1022A	K5	01022						

HEINZ  
MILWAUKEE  
PAT. U.S.A. 207103  
PROTECTO PROCESS  
GOVERN. NO. 5457-49