H Lock Designs



Georgian
Finishes: 605, 609, 613

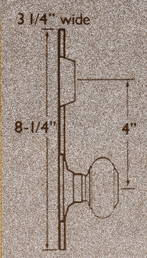

Outside
Shown with 36-056 Escutcheon



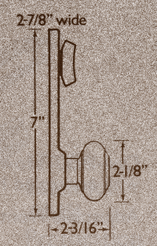

Inside



36-056
Outside Trim
Tie-in Escutcheon
Size:
3-1/4" x 8-1/4" x 3/16"

Claremont
Finishes: 616, 621, 622

Meteor
Finishes: 605, 606, 609, 612, 613, 616, 620, 625, 626



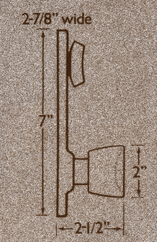

Tulip
Finishes: 605, 612, 613, 625, 626

Bell
Finishes: 605, 609, 612, 619, 625, 626



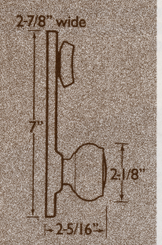

Claremont
Finishes: 616, 621, 622

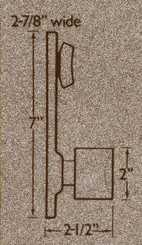

Luna
Finishes: 605, 612, 613, 625, 626



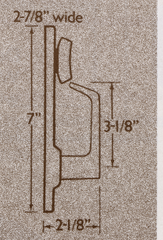

Levon
Finishes: 605, 606, 609, 612, 613, 616, 622, 625, 626



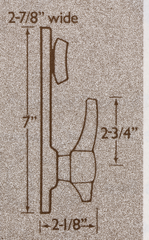

Bristol
Finishes: 609

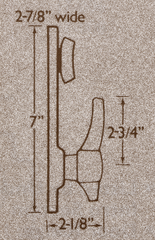

Sonora
Finishes: 616, 621



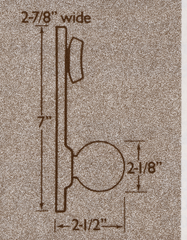

Orbit
Finishes: 605, 612, 613, 625, 626



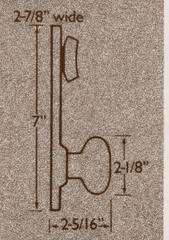

Plymouth
Finishes: 605, 606, 612, 613, 622, 625, 626



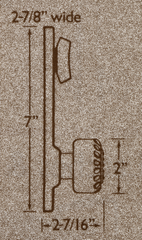

Portola
Finishes: 609, 616, 620

H Lock Functions

SCHLAGE NO. & SILHOUETTE	FUNCTION DESCRIPTION
H110 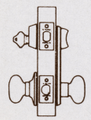	**ENTRANCE...SINGLE LOCKING** Deadbolt thrown or retracted by key in upper lock from outside or by inside turn unit. Latchbolt retracted by either knob. Turning inside knob retracts deadbolt and latchbolt simultaneously for immediate exit.
H153 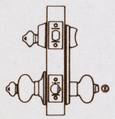	**ENTRANCE...DOUBLE LOCKING** Deadbolt thrown or retracted by key in upper lock from outside or by inside turn unit. Deadlatch retracted by key in outer knob when locked by pushing turn-button in inner knob. Outer knob may be fixed in locked position by rotating turn-button. Inside knob retracts deadbolt and deadlatch simultaneously for immediate exit.
H185 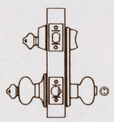	**HOTEL—MOTEL GUEST ROOM LOCK** Deadbolt thrown or retracted by key in upper lock from outside or by inside turn unit. Deadlatch retracted by key in outside fixed knob. Push-button in inner knob throws out visual occupancy indicator shutting out all keys except emergency master key. Turning inside knob releases shut out feature unless button is rotated to fixed position. Turning inside knob retracts deadbolt and deadlatches simultaneously for immediate exit.
H170	**SINGLE DUMMY INSIDE TRIM** Concealed Screws Snap-on Rose and Knob.
H172 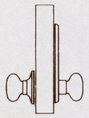	**DUMMY TRIM INSIDE AND OUTSIDE** Snap-on Knobs thru-bolted.

Latches & Deadbolts

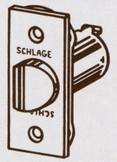

11-005
Springlatch

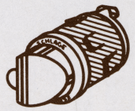

11-104
Circular Drive-In Deadlatch

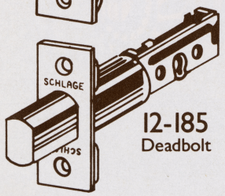

12-185
Deadbolt

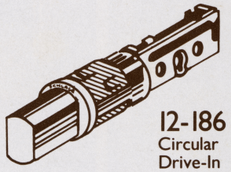

12-186
Circular Drive-In Deadbolt

Latches and Strikes

Strikes

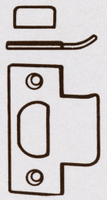

10-001
Strike and Box
for H100 Deadlatch
Size:
1 1/8" x 2 3/4" x 3/32"
Lip Lengths: 1", 1 1/8", 1 1/4", 1 1/2", 1 3/4", 2"

10-055
Strike and Box
for H100 Deadbolt
Size:
1 1/8" x 2 3/4" x 3/32"



10-058
Circular Adjustable Lip Strike
Two way tab provides for correct latch to strike operation.
1 3/8"—1 3/4" wood doors
Size: 1 3/4" Dia.
Lip: 1 7/32" from latch center line.

10-064
Thimble Strike
for H100 Deadbolt
Wood and Hollow Metal Frames
Size:
1 1/4" Dia. Face
1" Dia. Barrel
1 1/16" Depth

All "H" latches and deadbolts are reversible for RH or LH and have adjustable faceplates for flat or beveled doors. 1 1/8" Front Latches and bolts are furnished with 1 1/8" Adapter and 1" diameter latch housing sleeve.

Function and Backset	Latch	1" Throw Deadbolt	Faceplate	Combination Latch and Bolt
H110	11-005	12-185	1" Square Corner	19-021
2 3/8" BS	11-008	12-189	1", 1/4" Rad. Rd. Corner	19-033
3/8" Throw	11-012	12-186	Circular Front Drive-in	19-022
	11-005	12-185	*1 1/8" Square Corner	*19-029
H110	11-014	12-187	1" Square Corner	19-025
2 3/4" BS	11-017	12-190	1", 1/4" Rad. Rd. Corner	19-034
3/8" Throw	11-025	12-188	Circular Front Drive-in	19-026
	11-014	12-187	*1 1/8" Square Corner	*19-031
H153	11-085	12-185	1" Square Corner	19-023
H185	11-088	12-189	1", 1/4" Rad. Rd. Corner	19-035
2 3/8" BS	11-104	12-186	Circular Front Drive-in	19-024
1/2" Throw	11-085	12-185	*1 1/8" Square Corner	*19-030
H153	11-091	12-187	1" Square Corner	19-027
H185	11-092	12-190	1", 1/4" Rad. Rd. Corner	19-036
2 3/4" BS	11-105	12-188	Circular Front Drive-in	19-028
1/2" Throw	11-091	12-187	*1 1/8" Square Corner	*19-032

*Furnished with 1 1/8" Adapter and 1" diameter latch housing sleeve.

Heavy Duty Mortise K Locks

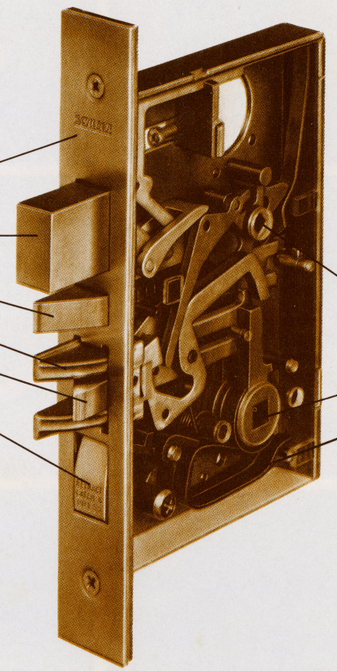

- Listed by Underwriters Laboratories Inc. See Introduction Section page 4.

- **Case Size:** 3 7/8" x 6" x 7/8" for 3000, 4000, 5000, and 6000 Series
- **Backset:** 2 3/4"
- **Door Range:** 1 3/8" to 2 1/4" standard, 2 5/16" to 4" available.
- **Armored Front:** 1" x 8"x 7/32" for 3000 and 5000 Series. 1 1/4" x 8"x 7/32" for 4000 and 6000 Series.
- **Deadbolt:** 1" throw stainless steel
- **Latchbolt:** 3/4" throw brass chrome plated
- **Spacing:** ℄ Knob or Lever to ℄ cylinder 3 7/8". ℄ Knob or Lever to ℄ thumbturn 2 1/2".
- **Hub Size:** 5/16"—Knob on diamond. Lever on square.
- One-way rotation hubs on lever locks—Knob locks have two-way rotation hubs.
- **Strikes:** 10-072 1 1/4" x 4 7/8" with 1 1/8" lip. 10-073 1 1/4" x 4 7/8" no lip for deadbolts. 37-015 Strike/Frame Reinforcer—furnished when specified.
- Cold-rolled steel parts are corrosion treated for normal atmospheric conditions.





K Lock Designs



17
Cast Brass, Bronze, Stainless Steel

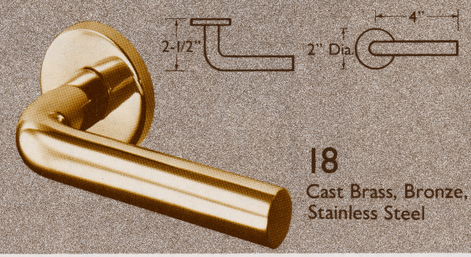

18
Cast Brass, Bronze, Stainless Steel

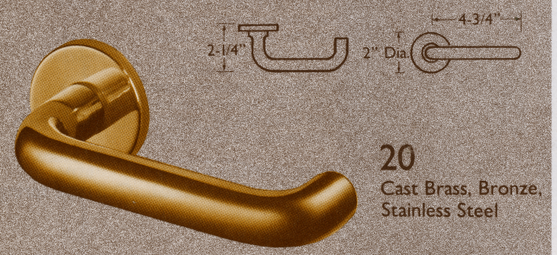

20
Cast Brass, Bronze, Stainless Steel

44
Brass, Bronze, Stainless Steel



61
Cast Brass, Bronze, Stainless Steel



68
Cast Brass, Bronze, Stainless Steel

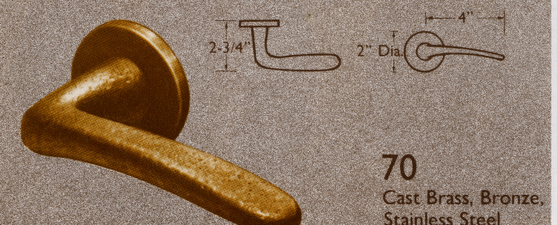

70
Cast Brass, Bronze, Stainless Steel

71
Cast Brass, Bronze, Stainless Steel

Design Identification

All designs are identified numerically. Levers, knobs, and the trim mountings, (roses, escutcheons) should be designated individually. Different (Lever x Lever) designs or different (Knob x Knob) designs can be ordered for use on a lock mechanism but are not available (Lever x Knob) on the same lock mechanism. Escutcheon and rose trim mountings cannot be mixed on the same lock mechanism.

Example: 17 (lever)/ 712 (escutcheon) x 44 (lever)/ 712 (escutcheon) 22 (knob)/ 422 (rose) x 83 (knob)/ 422 (rose)

All Levers are available with Fusible Link. To order suffix symbol "U" to Lever design number.

Standard Duty Knob Designs: 62, 72, 82, 92—match in appearance are equal to "A" Series.

Heavy Duty Knob Designs: 65, 73, 83, 93—match in appearance and are equal to "D" Series. 22, 32, and 55 are heavy duty cast designs.



22
Cast Brass, Bronze, Stainless Steel



32
Cast Brass, Bronze, Stainless Steel



55
Cast Brass, Bronze, Stainless Steel



62
Wrought Brass, Bronze
65
Wrought Bronze, Stainless Steel



72
Wrought Brass, Bronze, Stainless Steel
73
Wrought Bronze, Stainless Steel



82 83
Wrought Brass, Bronze, Stainless Steel



92 93
Wrought Brass, Bronze, Stainless Steel

The Crown design shown is typical of the outstanding selection of contemporary and traditional designs applicable to "K" Series mortise lock mechanisms. See Handcrafted Section.

HANDCRAFTED

Trim Mountings

Escutcheons

All lever and knob designs can be installed with escutcheon trim. Thru bolt mounting eliminates dependency on the door for support. See page 49 for installation instructions.

Material: 712, 713—Cast, 714, 715—Wrought .080.

Finishes: All finishes to match lever and knob designs (see selector chart, page 49)

To order with complete locks: Specify design number preceded by lever or knob design. Example: 44/712 or 65/715

712
Escutcheon for Concealed Cylinder
Shown with 44 lever
Size: 1 3/4" x 7 3/8" x 1/4"
Material: Cast Brass, Bronze

713
Escutcheon for Standard Mortise Cylinder
Shown with 44 lever
Size: 1 3/4" x 7 3/8" x 1/4"
Material: Cast Brass, Bronze



714
Escutcheon for Concealed Cylinder
Shown with 65 Knob and Occupancy Indicator
Size: 2 1/8" x 7 3/8" x 1/4"
Material: Wrought .080

715
Escutcheon for Standard Mortise Cylinder
Shown with 65 Knob
Size: 2 1/8" x 7 3/8" x 1/4"
Material: Wrought .080

Roses



Design No. Wrought	Diameter
422	2"
424	2 9/16"
Cast	
426	2 1/2"
428	3"

422 Rose shown with 44 Lever

Roses are available for use with all lever and knob designs in matching finishes. Roses and escutcheons cannot be mixed on the same Lock mechanism. Roses have concealed fastenings, bolt back to back right through the door and lockcase, thus eliminating dependency on the skin of the door for supporting screws and trim. See page 49 for installation and disassembly instructions.

38-041 Indicator Trim Plate

For occupancy indicator and cylinder, furnished standard when sectional trim is required with Hotel/Motel function locks.

Available in all finishes except stainless steel.

38-038 Turn Piece

For use with deadbolt functions having rose trim.

K Lock Functions

Symbols

emergency button ○
emergency turn piece
cylinder
outer lever or knob
two piece spindle
occupancy indicator
cylinder turn piece
turn piece
inner lever or knob
solid spindle

Features

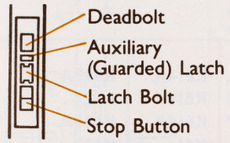

Lock Series

Type	Series	Front
Knob	3000	1"
Knob	4000	1 1/4"
Lever	5000	1"
Lever	6000	1 1/4"

Suffix symbols for optional variables

Lock Front: RC = Rounded Corner 1/4" Radius
FF = Flat Front
RF = Rounded Front 4" Radius
Available 6000 Series Deadlock functions only.

Latchbolt Holdback:
HB = To operate, depress latch, rotate key 360°.

Rabbeted applications are specified by listing the applicable strike number 10-075 Rabbeted no lip. The Lock front does not require modification.

NOTE: Contact the factory when electrically operated locks are required for security control.

Most locks listed meet or exceed U.S. Federal Specifications. However, pending completion of testing by independent laboratories, lock numbers are provided with corresponding old and new U.S. Federal specification equivalents for assistance in identification and for functioning comparison only. New Federal specifications, as referenced in FF-H-106C, are now the same as the current American National Standards Institute (ANSI) 156.2-1975.

Keyless No Deadbolt

DETAIL	DESCRIPTION	OLD FED. NO.	ANSI SERIES 1000-2L	FUNCTION NO.	TEMPLATE NO. KNOBS OR LEVERS ROSE	ESCUTCHEON
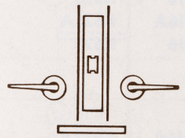	**PASSAGE** **For Passage, Closet or any Door that does not require locking.** • Latchbolt retracted by lever or knob from either side at all times.	86N	F01	K3010 K4010 K5010 K6010	K610A K610 K610A K610	K619A K619 K619A K619
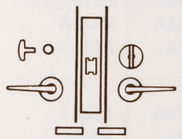	**PRIVACY** **For Patient Bathroom, Bedroom or Lavatory Doors where emergency entrance is required.** • Latchbolt retracted by lever or knob from either side unless outside is locked by turn piece inside. • Operating inside lever or knob, or closing door unlocks outside lever or knob. • To unlock lever or knob from outside, remove emergency button, insert turn piece furnished in access hole and rotate.			K3040 K4040 K5040 K6040	K614A K614 K614A K614	K623A K623 K623A K623
	**SINGLE DUMMY TRIM** **For Single Door or Pairs of Doors when fixed trim is required for one side only.** • Lever or knob held rigid by mounting bar.			K0170	WD-K633	K633
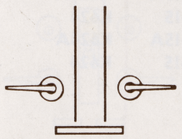	**PAIR DUMMY TRIM** **For Single Doors or Pairs of Doors when fixed trim is required for both sides of a door.** • Levers or knobs held rigid by mounting bar.			K0172	HM-K634 WD-K636	K637

K Lock Functions

DETAIL	DESCRIPTION	OLD FED. NO.	ANSI SERIES 1000-2L	FUNCTION NO.	DOOR PREPARATION TEMPLATE NO. ROSE	DOOR PREPARATION TEMPLATE NO. ESCUTCHEON
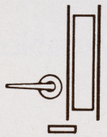	**SINGLE DUMMY TRIM** **For Single Doors or Pairs of Doors when non-operating trim is required for one side only.** • Lever moves in normal arc. • Standard case less latchbolt. NOTE: Specify K510-380 when armored front is required as strike for the in-active door. Specify hand and lock function for active door.			K5175 K6175	K611A K611	K620A K620
	**PAIR DUMMY TRIM** **For Single Doors or Pairs of Doors when non-operating trim is required for both sides of a door.** • Levers move in normal arc. • Standard case less latchbolt. NOTE: Specify K510-380 when armored front is required as strike for the inactive door. Specify hand and lock function for active door.			K5176 K6176	K610A K610	K619A K619
Keyless With Deadbolt						
	**PRIVACY** **For Bathroom, Lavatory or Bedroom Doors.** • Latchbolt retracted by lever or knob either side at all times. • Deadbolt operated by turn piece inside. • Turning inside lever or knob retracts deadbolt and latchbolt simultaneously for immediate exit. • To retract deadbolt from outside, remove emergency button, insert turn piece furnished in access hole and rotate. • Specify hand of door, not reversible.	86L	F02	K3440 K4440 K5440 K6440	K614A K614 K614A K614	K623A K623 K623A K623
Single Cylinder No Deadbolt						
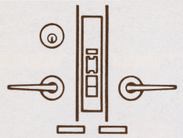	**OFFICE** **For Inner Office and Area Entry Doors.** • Latchbolt retracted by lever or knob from either side unless outside is locked by stop button. • When outside is locked, latchbolt is retracted by key outside and lever or knob inside. • Auxiliary latch deadlocks latchbolt when door is closed. • Latch holdback available.	86E	F04	K3050P K4050P K5050P K6050P	K616A K616 K616A K616	K625A K625 K625A K625
	**CLASSROOM** **For Classroom Doors.** • Latchbolt retracted by lever or knob from either side unless outside is locked by key. • Inside lever or knob always free for immediate exit. • Auxiliary latch deadlocks latchbolt when door is closed.	86J	F05	K3070P K4070P K5070P K6070P	K616A K616 K616A K616	K625A K625 K625A K625
	**STOREROOM** **For Storeroom, Closet or Utility Room Doors.** • Latchbolt retracted by lever or knob inside, by key outside. • Outside lever or knob always inoperative. • Auxiliary latch deadlocks latchbolt when door is closed. • Latch holdback available.	86EW	F07	K3080P K4080P K5080P K6080P	K616A K616 K616A K616	K625A K625 K625A K625
Single Cylinder With Deadbolt						
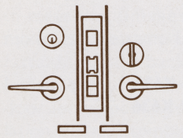	**ENTRANCE** **For Entry Doors with Single Action Exit.** • Latchbolt retracted by lever or knob unless outside is locked by stop button. • When locked latchbolt retracted by key outside and lever or knob inside. • Deadbolt operated by key outside and turn piece inside. • Turning inside lever or knob retracts deadbolt and latchbolt simultaneously for immediate exit. • Specify hand of door, not reversible. • Latch holdback available.		F12	K3451P K4451P K5451P K6451P	K615A K615 K615A K615	K624A K624 K624A K624

9

DETAIL	DESCRIPTION	OLD FED. NO.	ANSI SERIES 1000-2L	FUNCTION NO.	DOOR PREPARATION TEMPLATE NO. ROSE	DOOR PREPARATION TEMPLATE NO. ESCUTCHEON
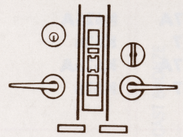	**ENTRANCE** **For Commercial and Residential Entry Doors.** • Latchbolt retracted by lever or knob either side unless outside is locked by stop button. • When locked, latchbolt retracted by key outside and lever or knob inside. • Deadbolt operated by key outside and turn piece inside. • Auxiliary latch deadlocks latchbolt when door is closed. • Latch holdback available.	86A	F08	K3452P K4452P K5452P K6452P	K615A K615 K615A K615	K624A K624 K624A K624
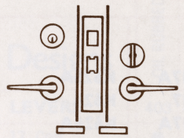	**CONVALESCENT** **For Convalescent or Bedroom Doors with Single Action Exit.** • Latchbolt retracted by lever or knob from either side. • Deadbolt operated by key outside and turn piece inside. • Turning inside lever or knob retracts deadbolts and latchbolt simultaneously for immediate exit. • Specify hand of door, not reversible. • Latch holdback available.	86FW	F13	K3456P K4456P K5456P K6456P	K615A K615 K615A K615	K624A K624 K624A K624
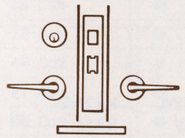	**CLOSET** **For Closet, Storeroom, or Utility Room Doors.** • Latchbolt retracted by lever or knob from either side at all times. • Deadbolt operated by key outside.			K3465P K4465P K5465P K6465P	K616A K616 K616A K616	K625A K625 K625A K625
	**DORMITORY** **For Dormitory or Bedroom Doors.** • Latchbolt retracted by lever or knob from either side at all times. • Deadbolt is operated by key outside and by turn piece inside.	86B	F13	K3473P K4473P K5473P K6473P	K615A K615 K615A K615	K624A K624 K624A K624
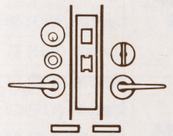	**HOTEL** **For Corridor Doors to Guest Rooms with Single Action Exit.** • Latchbolt retracted by guest key outside. • Outside lever or knob always inoperative. • Deadbolt operated by turn piece inside. When thrown, visual occupancy indicator is engaged, all keys are inoperative except emergency or display keys. • Turning inside lever or knob retract deadbolt and latchbolt simultaneously for immediate exit. • Specify hand of door, not reversible.			K3484P K4484P K5484P K6484P	K618A K618 K618A K618	K624A K624 K624A K624
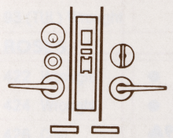	**HOTEL** **For Corridor Doors to Guest Rooms.** • Latchbolt retracted by lever or knob inside and guest key outside. • Outside lever or knob always inoperative. • Deadbolt operated by turn piece inside. When thrown, visual occupancy indicator is engaged, all keys are inoperative except emergency or display keys. • Auxiliary latch deadlocks latchbolt when door is closed.			K3485P K4485P K5485P K6485P	K618A K618 K618A K618	K627A K627 K627A K627
Double Cylinder No Deadbolt						
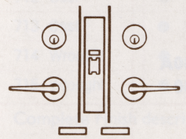	**APARTMENT ENTRANCE** **For Apartment House or Office Building Entrance Doors.** • Latchbolt retracted by lever or knob either side unless outside is locked by key from inside. • When locked, latchbolt retracted by tenant key outside, lever or knob inside. • Auxiliary latch deadlocks latchbolt when door is closed.	86G	F09	K3060P K4060P K5060P K6060P	K617A K617 K617A K617	K626A K626 K626A K626

9

K Lock Functions

DETAIL	DESCRIPTION	OLD FED. NO.	ANSI SERIES 1000-2L	FUNCTION NO.	DOOR PREPARATION TEMPLATE NO. ROSE	ESCUTCHEON
	**INSTITUTION** **For Permanently Locked Passage Doors.** • Latchbolt retracted by key from either side. • Both levers or knobs always inoperative. • Auxiliary latch deadlocks latchbolt when door is closed. • Latch holdback available.			K3082P K4082P K5082P K6082P	K617A K617 K617A K617	K626A K626 K626A K626
Double Cylinder With Deadbolt						
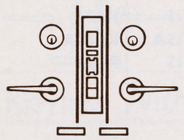	**STORE DOOR** **For Store Entrance Doors.** • Latchbolt retracted by lever or knob from either side unless outside is locked by stop button. • When locked latchbolt retracted by key outside and lever or knob inside. • Deadbolt operated by key from either side. • Auxiliary latch deadlocks latchbolt when door is closed. • Latch holdback available.			K3454P K4454P K5454P K6454P	K617A K617 K617A K617	K626A K626 K626A K626
	**STORE DOOR** **For Storedoor, Storeroom or Utility Room Doors.** • Latchbolt retracted by lever or knob from either side. • Deadbolt operated by key from either side.	86C	F14	K3466P K4466P K5466P K6466P	K617A K617 K617A K617	K626A K626 K626A K626
Deadlocks						
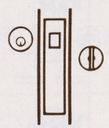	**CYLINDER X TURN PIECE** **Deadlock** • Deadbolt operated by key outside. • Deadbolt operated by key outside and turn inside.	86P	F17	K5460P K6460P	K628A K628	
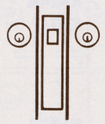	**DOUBLE CYLINDER** **Double Cylinder Deadlock** • Deadbolt operated by key from either side. • Bolt automatically deadlocks when fully thrown.	86T	F16	K5462P K6462P	K629A K629	
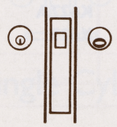	**CLASSROOM** **Classroom Deadlock** • Deadbolt operated by key outside. • Cylinder turn piece inside will retract deadbolt but will not project it. • Bolt automatically deadlocks when fully thrown.			K5463P K6463P	K629A K629	
	CYLINDER X BLANK **Deadlock** • Deadbolt operated by key from one side. • No trim on opposite side. • Bolt automatically deadlocks when fully thrown.	86S	F18	K5464P K6464P	K630A K630	

9

K Lock Finishes

Designs	OIL RUBBED AS CAST BRONZE	BRS. & BRZ. AS CAST BLACKENED	BRIGHT BRASS	SATIN BRASS	SATIN BRONZE	OIL RUBBED BRONZE	FLAT BLACK COATED	BRIGHT CHROMIUM	SATIN CHROMIUM	BRIGHT STAINLESS STEEL	SATIN STAINLESS STEEL
LEVERS	403	423	605	606	612	613	622	625	626	629	630
17 Cast	●	●	●	●	●	●	●	●	●	●	●
18 Cast	●	●	●	●	●	●	●	●	●	●	●
20 Cast	●	●	●	●	●	●	●	●	●	●	●
44 Cast	●	●	●	●	●	●	●	●	●	●	●
61 Cast	●	●	●	●	●	●	●	●	●	●	●
68 Cast	●	●	●	●	●	●	●	●	●	●	●
70 Cast	●	●	●	●	●	●	●	●	●	●	●
71 Cast	●	●	●	●	●	●	●	●	●	●	●
KNOBS											
22 Cast	●	●	●		●	●	●	●	●	●	●
32 Cast	●	●	●		●	●	●	●	●	●	●
55 Cast	●	●	●		●	●	●	●	●	●	●
62 (ORB) Wrought			●		●	●		●	●		
65 (ORB) Wrought					●	●		●	●		●
72 (LUN) Wrought			●		●	●		●	●		●
73 (LUN) Wrought					●	●			●		●
82 (PLY) Wrought			●	●	●	●	●	●	●		●
83 (PLY) Wrought			●	●	●	●		●	●		●
92 (TUL) Wrought			●		●	●		●	●		●
93 (TUL) Wrought			●		●	●		●	●		●
ROSES											
422 Wrought	●	●	●	●	●	●	●	●	●	●	●
424 Wrought	●	●	●	●	●	●	●	●	●	●	●
426 Cast	●	●	●	●	●	●	●	●	●	●	●
428 Cast	●	●	●	●	●	●	●	●	●	●	●
ESCUTCHEONS											
712 Cast	●	●	●	●	●	●	●	●	●		
713 Cast	●	●	●	●	●	●	●	●	●		
714 Wrought	●	●	●	●	●	●	●	●	●	●	●
715 Wrought	●	●	●	●	●	●	●	●	●	●	●

Complete Finish descriptions are listed on Page 8.

Rose Trim Installation

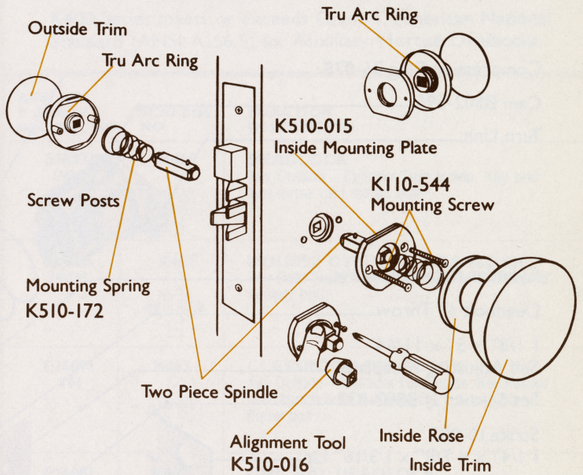

Inside rose is threaded into mounting plate and must be disassembled before installation.

1. Slip outside Knob and Rose trim and spring onto spindle and insert screw posts into holes in case.
2. Install inside mounting plate over spindle.
3. Place alignment tool onto spindle to center inside mounting plate.
4. Hold tool against mounting plate and tighten screws.
5. Remove alignment tool.
6. Slip spring and inside trim onto spindle and thread inside rose into mounting plate. Tighten rose firmly.

Escutcheon Trim Installation

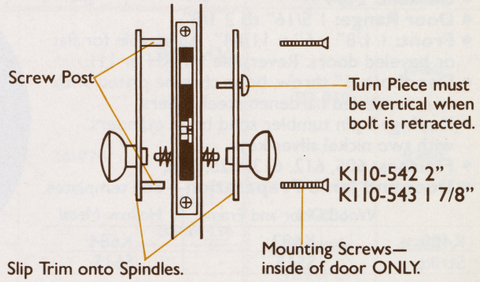

9

K Mortise Lock Cylinders

Mortise Cylinder Full Face

Shown with 36-078 cylinder collar for use with all Rose Trim and 713, 715 Escutcheons. All cylinders will be furnished for 1 3/4" thick doors unless otherwise specified.

Measure cylinder as indicated.

Finishes: 605, 606, 612, 613, 622, 625, 626.

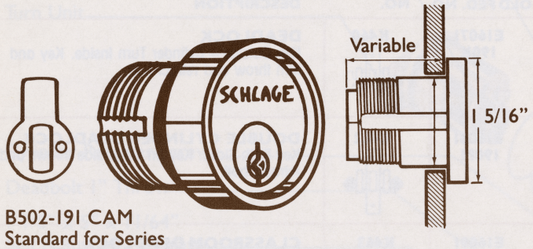

B502-191 CAM
Standard for Series
3000 thru 6000

Concealed Cylinder

For use with 712, 714, and 205 Escutcheons.

Finishes: 606, 626 only.

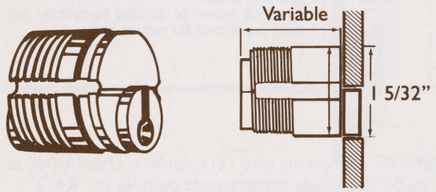

9

Mortise Cylinder Turn

09-034 Classroom
Cylinder Turn
Specify door hand
when ordering.

38-042 Cylinder Turn
For all functions except
classroom deadlocks.



Cylinder Lengths:
1 1/4" standard for 1 3/4" door, 1 3/8" available.

Finishes: 605, 606, 612, 613, 622, 625, 626

Precision 6 pin tumbler solid brass threaded cylinders shown with standard cam B502-191 and B202-126 1 3/4" diameter compression ring (adjustable 7/16" to 5/16") are furnished with all K series functions using rose trim. Blocking rings in lieu of compression rings are furnished when required for certain door thickness for the 713 and 715 escutcheons. 712 and 714 escutcheons require concealed face cylinders without rings. The 714 is available for single cylinder functions only. For double cylinder functions the 712 escutcheon must be combined with either the 713 or 715 escutcheon using the full face cylinder.

To order cylinders separately for a specific "K" series lock, use selector chart "A". To order cylinders for other mortise locks and mortise exit devices, use selector chart "B". Specify cylinder number, finish, length and keying.

To order Dummy Cylinders—for 400 series Roses specify 38-057. For 713-715 Escutcheons specify 38-061.

Selector Chart "A"

For "K" Series Mortise Locks

FUNCTIONS	TRIM	CYLINDER NO.	LENGTH FOR 1 3/4" DOORS	CYLINDER RINGS Order Compression Ring separately. Not incl. with cyl.
Single Cylinder	400 Roses	20-001	1 1/4"	36-078
	713, 715	26-021	1 1/8"	—
	712, 714	26-023	1 1/8"	—
Cylinder x Cylinder Turn	400 Roses	20-001	1 1/8"	36-078
	713, 715	26-030	1 1/4"	—
	712 x 713 or 715	26-023	1 1/8"	—
Hotel Cylinder	400 Roses	26-024	1 1/8"	No Rings Required
	713, 715	26-024	1 1/8"	
	712, 714	26-024	1 1/8"	
Double Cylinder	400 Roses	*26-033	1 1/8"	36-078
	713, 715	*26-035	1 1/4"	36-033 3/16"
	712, x 713 or 715	*26-036	—	36-032 1/8"

*Denotes 2 each cylinders with rings.

Selector Chart "B"

For all other Mortise Locks and Mortise Exit Devices

CYLINDER NO.	LENGTH	PINS	CYLINDER RINGS Order Compression Rings separately. Not incl. with cyl.
20-001	1 1/8", 1 1/4", 1 3/8",	5	36-078
20-001	1 1/2", 1 5/8", 1 3/4"	6	36-078
20-002	Same as 20-001		*1/8"
20-003	Same as 20-001		*3/16"
20-004	Same as 20-001		*1/4"
20-005	Same as 20-001		*5/16"
20-006	Same as 20-001		*3/8"
20-007	Same as 20-001		*7/16"
20-008	Same as 20-001		*1/2"

*Blocking Ring included with cylinder.

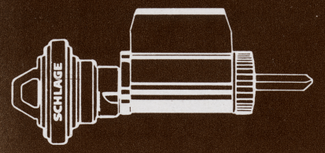

Basic Cylinder

Cylinders Keys & Keying

Basic Cylinders

Schlage Pin Tumbler locks are provided with cylinder units precision built to extremely close tolerances and the highest standards of accuracy. Using only the best combinations of materials in construction, solid brass cylinder cores, extruded brass housings, phosphor bronze springs and nickel silver pins and keys, insures easy operation with long wear.

By exchanging cylinder bars and driving cams, basic cylinders are adaptable for all Schlage pin tumbler locks. The availability of multiple key sections, key bow and cylinder types combined with a choice of services such as construction keying and visual key control provides the flexibility for Schlage keying engineers to design key systems to meet most any requirement. Our factory representatives are always available to assist you with your keying and security problems.

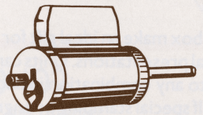

Room Occupancy Cylinder



Deadbolt Cylinder

Pin Tumbler Construction Keying

Construction keying provides temporary operation of designated masterkeyed or grand masterkeyed cylinders during construction.

An insert is assembled in the cylinder preventing the use of permanent keys and permitting only the construction key to operate.

When desired the inserts are removed with an extractor key. After removal, only the permanent keys will operate. When ordering, add 'CKD" to keying instructions. Specify quantity of construction keys and extractor keys required.



Insert
48-107/5 pin
48-108/6 pin



Extractor Key
35-109/5 & 6 pin

Construction Key
48-105/5 pin
48-106/6 pin

Rim Lock Cylinder

For use with various exit devices, garage door and rim lock nightlatches. The type of bar determines number for the complete cylinder unit.

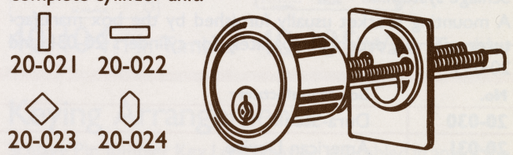

20-021 20-022
20-023 20-024

Padlocks

- **Case:** Solid brass, Finishes: 606, 626
- **Shackle:** Case Hardened Steel (CHS) or Stainless Steel (SS).
- **Clearance:** 1" STD, 2", 4 available with or without brass chain.
- **Keying:** Removable 6 pin tumbler cylinder, 5 or 6 pin keying.

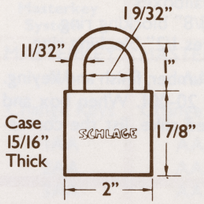

Number	1" Shackle	9" Chain
45-101	CHS	No
45-102	CHS	Yes
45-121	SS	No
45-122	SS	Yes

Cabinet Lock

For surface mounting on wood or hollow metal doors. Maximum door thickness 1 1/8".

- **Case:** Wrought Brass
  Size: 1 1/2" x 2" x 1/2"
- **Bolt:** Solid Brass
  Size: 3/16" x 1" not handed
- **Cylinder Housing:**
  1 1/8" projection
  1 1/8" diameter
- **Keying:** 6 pin cylinder
  5 or 6 pin keying
- **Finishes:** 605, 606, 612, 626

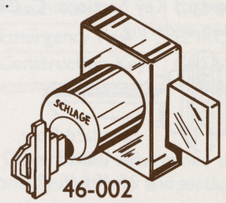

46-002
1" Throw Standard
46-004 1/2" Throw

36-031 Trim Collar, for cylinder housing, requires 13/16" hole.
10-051 Solid Bar Strike: 7/16" x 1 15/16" x 1/4"
10-052 Slotted Strike: 21/32" x 2 1/4" x 1/16"
Specify Trim Collar and Strike Type separately.

10

Cylinders Keys & Keying

Mailbox Cylinders

Standard Schlage 6 pin cylinders adapted for various mailboxes are available, providing the capability for keying in any Schlage system.

A mounting bracket usually furnished by the box manufacturer may be ordered separately for cylinders 20-031, and 20-033.

No.	Box Manufacturer
20-030	Dura-Steel
20-031	American Device Auth 466, 470, 480, Series Bommer Cutler Mail Chute Federal Equipment
20-033	Wood Products (Div. of Emhart)
38-036	Mounting Bracket Kit Includes: 1 C604-050 Mounting Bracket 2 C604-051 Screw Posts 2 C604-052 Screws 2 C604-053 Lock Washers
20-001	Mortise Cylinders for Bommer Vertical Mailboxes 1" (5 Pin) requires 3/8" blocking ring 1 1/8" (6 Pin) requires 1/2" blocking ring

To order mailbox cylinders, specify number, finish and keying. Specify length and blocking ring for 20-001. When box and room door cylinders are to be keyed alike, list the corresponding number.

Key Blanks

Use of original Schlage key blanks and Schlage cut keys assures longer cylinder life and smoother operation. The nickel silver content of the alloy used is the best for long pin service. Standard Key Sections: C, CE, E, EF, F. Specify key section when ordering.

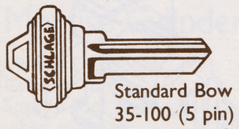

Standard Bow
35-100 (5 pin)
35-101 (6 pin)

Large Bow
35-140 (5 pin)
35-141 (6 pin)

Special Large Bow Keys

Recommended for hotels and motels, the large bow keys may also be adapted for use as master or grand masterkeys. They are ideal for marking with special inscriptions, letters, numbers or designs. For price quotation, submit logo or sketch with complete details and quantity requirements.

49-201 Pin Your Own "PYO" Keying Program

The "PYO" program is a system of masterkeying established by using factory pre-cut keys to answer the need for quickly available small masterkey systems. Available in 5 pin "C" section only. Each carton will contain:

- Instruction Sheet
- Keying Record Chart
- 4 (four) Grandmaster keys
- 4 (four) Bags each containing a set of 30 (thirty) cut keys ringed in pairs (15 different combinations)
- 8 (eight) masterkeys (2 (two) master keys per set)

To order simply specify the quantity and product number.

Presentation Sets

Gold plated keys in a velvet jewel box make an ideal gift for the new homeowner or for ceremonial presentations. Units can be furnished with key blanks or cut to any combination including masterkeys or grand masterkeys. If special stamping or engraving is desired, submit complete details when ordering.

35-227

Number	Case Contents
35-223	2-5 Pin standard keyblanks
35-224	2-6 Pin standard keyblanks
35-227	1- Large Bow 5 Pin tumbler keyblank
35-228	1- Large Bow 6 Pin tumbler keyblank

Cylinder Body Loading Tool Kit 40-116

for Pin Tumbler Cylinders

A compact, precision tool for top loading pins and springs and for installation of ward rings into ward grooves of a warded cylinder plug. Furnished complete with assembly instructions.

Loading Rod

Ward Ring Assembly Head

Sleeve



Transfer Knife

Lock Service Kits 40-103

The most complete service kit for pin tumbler locks.

- **Case:** Portable heavy gage gray enameled steel.
- **Contents:** Cylinder pins, springs, drivers and bars, key gage depth keys, tweezers, screwdriver, pin vise, pick, extractor with case, shim stock, lubriplate, spanner wrench, cylinder plug holder, plug follower and cap removal tool, 6" file.

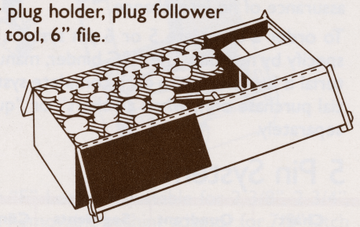

40-102

For pin tumbler cylinders and wafer keyway units.

- **Contents:** Pins, wafers, springs, drivers, bars and other parts for rekeying and servicing Schlage cylinders.



40-122

For pin tumbler cylinders.

- **Contents:** Pins, springs, key gage, cylinder plug follower for keying locks alike.

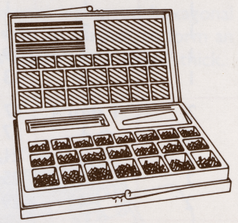

40-101

Wafer Keying Kit

- **Contents:** Wafer tumblers, wafer springs and key gage.



Key Gages



40-104 Pin Tumbler

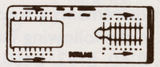

40-105 Wafer Tumbler

Keying Arrangements

Schlage Pin Tumbler Key Locks may be assembled in any of the following ways. Orders requiring new keying systems will be processed using the standard keying code symbols recommended by the Society of Architectural Hardware Consultants (AHC) unless the use of traditional symbols are requested.

Contract orders requiring additions to established keying systems using traditional keying symbols, KD, MKD, GMKD, etc., will be processed using the traditional symbols where necessary, or if specifically requested.

Standard Keying Code Symbols

Masterkey System	Grand Masterkey System Grand Masterkey A		
MASTERKEY AA	MASTERKEY AA	MASTERKEY AB	MASTERKEY AC
Change Keys	Change Keys	Change Keys	Change Keys
1AA	AA1	AB1	AC1
2AA	AA2	AB2	AC2
3AA	AA3	AB3	AC3

Traditional Keying, Terms, Symbols

Change Key		Grand Master Key	GMKD
Keyed Differently	KD	Great Grand Master Key	GGMKD
Keyed Alike	KA	Emergency Key	EMKD
Master Key	MKD	Construction Key	CKD

Key Sections

The Schlage Key Engineering Department determines the selection and use of key sections. Certain keys and sections are restricted and authorized by the factory only.

Other Keyways are available for use within limited geographical areas. Allocation of these special keyways is based on need and extent of the final system. Priority is given to sensitive industries that require large numbers of cylinders and families of key sections to satisfy their keying requirements.

Key Charts

Residential Masterkeying Systems

Economical keying systems to meet the needs of most residential requirements are available for the "F", "H" and "B" series locks in the following functions: F51PD, F80PD, F160P, H110, H153, B160, B162, B460, B462. Furnished in 5 pin "C" keyway only, these systems provide simple Master, Grandmaster and Construction Keying systems. For more complex systems or key systems that require special handling, Contract Masterkeying systems are available.

Features:

- Three levels of keying are available: Change (owners/tennants) keys, Masterkey (RMK) and Grandmasterkey (RGM).
- Masterkeys will be marked with a system registry number.
- Construction keying (RCK) which provides temporary locking during construction, is available with any level of keying. On completion of the project, the construction key is permanantly locked out automatically when a trigger key is used to operate the lock. The trigger key will always be the highest level key in the system.
- Change (owner/tenant) keys will be packed with the lock they operate. Construction keys will be included with the packing list.

Always use the appropriate keying symbols to order Residential Masterkeying.

Masterkeying = RMK Construction keying = RCK
Grandmasterkeying = RGM Keyed to Pass = KTP

40-117 Wafer Construction Keying Kit

Contents: 100 "W" Keyway inserts, 5 extractor keys, 100 key gathering envelopes, 100 caution tags and instruction sheet. For use with 33, 34, 35, 43, 44 and 45 series only (specify series). Order construction keys and additional extractor keys separately.

Wafer Construction Keying

Temporary operation of designated masterkeyed or grandmasterkeyed wafer locks and keyway units are available in "W" section only. Add "CKD" to keying instructions.

48-205 Construction Key

35-209 Extractor Key

Insert No.	Type
48-206	1
48-207	2
48-208	0

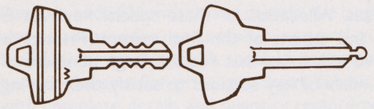

Insert

KSC Factory Registered Key Charts

A listing of computer prepared key combinations provides the capability to originate keying systems from factory registered charts. Using the copyrighted KSC program, qualified Schlage dealers and locksmiths can now furnish an almost unlimited number of keying systems, ranging from the very simplest requirements to complete institutional layouts, with assurance of no interchange.

To order a complete 5 or 6 pin system, chart or quadrant, specify by number. The KSC binder, manual and support material is furnished with each complete system or with the initial purchase only, when a "chart" or "quadrant" is ordered separately.

5 Pin System

Chart	Quadrant	Segments	Combination	Number
Complete System	.....	1 thru 16	1024	50-500
	1	1 thru 4	256	50-501
	2	5 thru 8	256	50-502
	3	9 thru 12	256	50-503
	4	13 thru 16	256	50-504

6 Pin System

Chart	Quadrant	Segments	Combination	Number
Complete System	.....	1 thru 64	4096	50-600
1	1 thru 4	1 thru 16	1024	50-610
1	1	1 thru 4	256	50-611
1	2	5 thru 8	256	50-612
1	3	9 thru 12	256	50-613
1	4	13 thru 16	256	50-614
2	1 thru 4	17 thru 32	1024	50-620
2	1	17 thru 20	256	50-621
2	2	21 thru 24	256	50-622
2	3	25 thru 28	256	50-623
2	4	29 thru 32	256	50-624
3	1 thru 4	33 thru 48	1024	50-630
3	1	33 thru 36	256	50-631
3	2	37 thru 40	256	50-632
3	3	41 thru 44	256	50-633
3	4	45 thru 48	256	50-634
4	1 thru 4	49 thru 64	1024	50-640
4	1	49 thru 52	256	50-641
4	2	53 thru 56	256	50-642
4	3	57 thru 60	256	50-643
4	4	61 thru 64	256	50-644

Installation Tools

Boring Jigs

Boring jigs and tools available from Schlage are designed to provide fast and accurate lock installation; and may be purchased separately or with a complete installation kit.



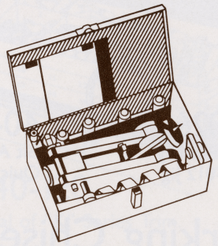

40-013 Jig
Kit 40-003

For "A", "C-D" or "F" Locks. Adjustable for 2 3/8", 2 3/4", 3 3/4", 5" backsets. Removable bushing adaptor for 7/8" latch hole. For door thickness 1 3/8" to 2 1/8".

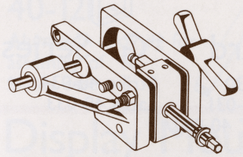

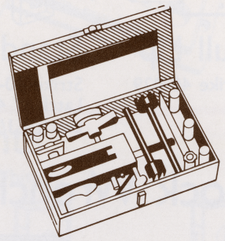

40-012 Jig
Kit 40-006

For "A", "B", "C-D" and "F" Locks. Adjustable for 2 3/8" and 2 3/4" backsets. Designed for special highspeed hexagonal shank boring bits and equipped with an adaptor to form an integrated unit for boring doors 1 5/16" to 1 15/16" thick.

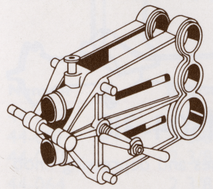

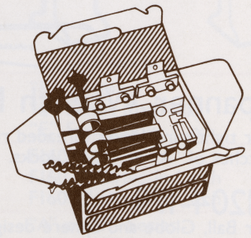

40-014 Jig
Kit 40-009

Designed for "G" Locks. Can also be used for "A", "B", "C-D" and "F" Locks. Self-centering and adjustable for 2 3/8", 2 3/4", 3 3/4", and 5" backsets. For door thickness 1 3/8" to 2 1/8".

Part Name	Kit 40-003	Kit 40-006	Kit 40-009
Boring Jig		40-012	
Boring Jig	40-013		
Boring Jig			40-014
7/8" Boring Bit	40-015		40-015
7/8" Boring Bit		40-016	
1" Boring Bit	40-018		40-018
1" Boring Bit		40-019	
1 1/2" Boring Bit			40-021
2 1/8" Boring Bit	40-024		40-024
2 1/8" Boring Bit		40-025	
1 1/2" Boring Bit		40-028	
1 1/2" "B" Series Bushing		40-026	
Strike Marking Chisel	40-029	40-029	
Strike Marking Chisel	40-030	40-030	
Strike Marking Chisel			40-034
Latch Marking Chisel	40-031	40-031	
Latch Marking Chisel	40-032	40-032	
Latch Marking Chisel			40-033
Strike Locator	40-035	40-035	40-035
Strike Locator	40-036	40-036	40-036
Boring Bit Adaptor		40-039	
7 1/8" Bit Extension			40-040
4" Bit Extension	40-041		
Backset Peg		40-042	
Tool Box		40-049	
Tool Box	40-050		
Jig Replacement Bushing		M504-265	
Socket Screw Key	M504-347		M504-347

Visual Pack Installation Kits

Kit 40-123
for B 100 Series Deadbolts
Contains: Mandrel with 3/16" pilot bit.
7/8" spade bit 1 1/2" hole saw

Kit 40-124
for B400 Series Deadbolts
Contains: Mandrel with 3/16" pilot bit.
1" spade bit 1 1/2" hole saw

Kit 40-125
for A & F Series Locks
Contains: Mandrel with 3/16" pilot bit.
7/8" spade bit 2 1/8" hole saw



Installation Tools

Boring Bits

40-015

No.	Size	Lock Series
40-015	7/8"	"A", "B", "F", "H"
40-018	1"	All

40-016

No.	Size	Lock Series
40-016	7/8"	"A", "B", "F", "H"
40-019	1"	All
40-028	1 1/2"	"B", "G", "H"
40-025	2 1/8"	"A", "C-D", "F", "G", "H"

40-021

No.	Size	Lock Series
40-021	1 1/2"	"B", "G", "H"
40-024	2 1/8"	"A", "C-D", "F", "G", "H"

Circular Strike Bit

40-112



Size: 1 3/4"
Designed for Machine drilling equipment.

Bit Extension

40-040



No.	Length
40-040	7 1/8"
40-041	4"

Strike Locator

40-035



No.	Size	Lock Series
40-035	7/8"	"A", "B", "F", "H"
40-036	1"	"B", "C-D"

Tab Wrench

M504-378

For Changing the hand of "G" locks.

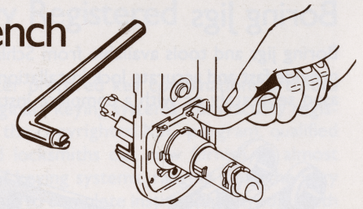

40-026

1 1/2" Bushing for 40-012 Jig

40-039

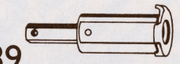

Bit Adaptor Quick Release

Marking Chisels



Full Lip

Strike 40-029



Standard

Strike 40-030
Latch 1" 40-031
Latch 1 1/8" 40-032

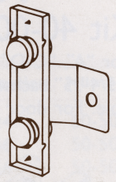

"G" Series

Strike 40-034
Latch 40-033

Lock Wrenches

Circular Latch Wrench M504-306

For straightening or changing hand of "A" or "F" drive-in latches and B100 deadbolts.

Spanner Wrench M504-310

For tightening inside threaded roses and depressing knob catches of "A" or "C-D" locks.

M204-179

For Ball, Globe and Sphere designs.

Lever Wrench M204-097

For "D" Series lever designs.

Display Mounts

Maintenance Kit

30-040

For "K" Mortise Series 3000, 4000, 5000, 6000. Includes most parts necessary for servicing and conversion of lock chassis. A complete listing of parts is available on request.

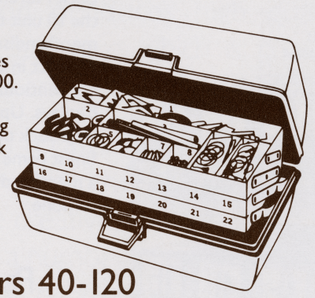

Tru-arc Pliers 40-120

For installation and removal of "K" Series Trim.

Lock Assembly Fixture

40-121

Aluminum alloy jig for assembly of "K" Series case.

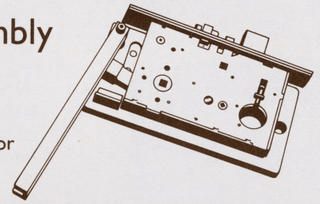

Display Mounts

Poly-wood, Dark Walnut or White

44-073
44-081
44-082

44-064
44-087
44-089



44-078
44-088
44-090

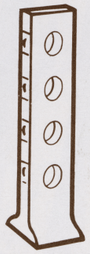

Number	Backset	Lock Usage
44-073	2 3/8"	"E" Series
44-081	2 3/8"	"E" Series Mad. Maj.
44-082	2 3/8"	"E" Series Bow. Cav.
44-064	2 3/8"	F160
44-087	2 3/8"	F160 1" Drive-In Latch
44-089	2 3/4"	F160 1" Drive-in Latch
44-078	2 3/8"	"A" or "F" Series
44-088	2 3/8"	"A" or "F" Series 1" Drive-in Latch
44-090	2 3/4"	"A" or "F" Series 1" Drive-in Latch

44-074

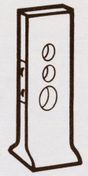

44-079

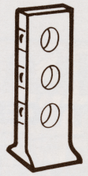

44-080

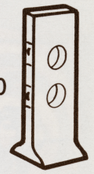

Number	Backset	Lock Usage
44-074	2 3/4"	"G" Series
44-079	2 3/8"	"A" or "F" Series
44-080	2 3/8"	B400, B245

44-075

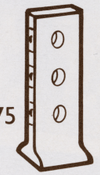

44-077

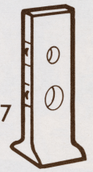

44-065
44-072
44-085

44-071

Number	Backset	Lock Usage
44-075	2 3/8"	B100, B200, B400
44-077	2 3/8"	B100, B400 and "A" or "F" and "H"
44-071	2 3/8"	B100, B200, B400
44-065	2 3/8"	"A" or "F" Series
44-072	2 3/4"	"D" or "A" or B500
44-085	2 3/8"	B500

"K" Series Mounts

44-066 Standard
44-067 Plastic Side Case and Mount
44-069 For 205 Escutcheon

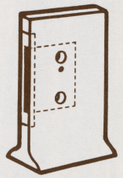

Finish Sample Case

39-011

Complete finish selection on a variety of cast and wrought rose designs in a complete sample case.

Chelsea
Knob: 2 1/8" Rose: 2 5/8"
Series: "A", "D", "E", "K"



Colonial
Knob: 2 1/2" Rose: 2 9/16"
Series: "D"

Coronet
Knob: 2" Rose: 2 9/16"
Series: "A", "E"

Cosmos
Knob: 2 3/4" Rose: 2 3/4"
Series: "D"

Countess
Knob: 3" Rose: 2 3/4"
Series: "D"

Crown
Knob: 2 1/4" Rose: 2 9/16"
Series: "A", "D", "K"

Cupra
Knob: 2 1/2" Rose: 2 9/16"
Series: "D"

Dahlia
Knob: 2 1/2" Rose: 2 9/16"
Series: "A", "D", "E", "K"



Devon
Knob: 2 1/4" Rose: 3"
Series: "A", "D", "E", "K"



Domo
Knob: 2 1/2" Rose: 2 9/16"
Series "A", "D"



Duchess
Knob: 2 7/16" Rose: 2 9/16"
Series: "A", "D"



Ellipsoid
Knob: 2" x 2 5/8" Rose 2 9/16"
Series: "D"

Fidelis
Knob: 3" Rose: 4"
Series: "D"



Flite
Handle: 1 11/16" x 7 1/4"
Rose: 3 1/2"
Series: "D"

Gentian
Knob: 2 1/8" Rose: 2 11/16"
Series: "A", "D", "E", "K"

Globe
Knob: 2 3/8" Rose: 3 1/4" Sq.
Series: "D"



Independence
Knob: 2 1/2" Rose: 2 5/8"
Series: "A", "D", "K"



Jasmine
Knob: 2 13/16" Rose: 2 5/8"
Series: "A", "D", "K"

Liberty
Knob: 2 1/2" Rose: 2 9/16"
Series: "A", "D", "E", "K"

Madrid
Knob: 2 7/8" Rose: 2 7/8" Sq.
Series: "A", "D","E", "K"

Marguerite
Knob: 2 5/8" Rose: 2 5/8"
Series: "A", "D", "E", "K"

Medici
Knob: 2 1/8" Rose: 2 5/8"
Series: "A", "D", "E", "K"



Nottingham
Knob: 2 1/4" Rose: 2 7/8" Sq.
Series: "A", "D", "E", "K"

Palace
Knob: 1 5/8" x 2 5/8" Rose: 2 5/8"
Series: "A", "D", "E", "K"

Peony
Knob: 2 3/8" Rose: 2 5/8"
Series: "A", "D", "E", "K"

Piedmont
Knob: 2 1/2" Rose: 2 13/16"
Series: "D"



President
Knob: 2 1/2" Rose: 2 5/8"
Series: "A", "D", "E"



Ramsbury
Knob: 2" Rose: 2 7/8" Sq.
Series: "A", "E", "K"

Republic
Knob: 2 1/2" Rose: 2 9/16"
Series: "A", "D", "E", "K"

Saturn
Knob: 2" Rose: 2 9/16"
Series: "A", "D"

Saxony
Knob: 2 3/8" Rose: 2 7/8" Sq.
Series: "A", "D","E", "K"

Serra
Knob: 2 1/4" Rose: 2 5/8"
Series: "A", "E"



Solar
Knob: 2 1/8" Rose: 3 1/2"
Series: "D"



Sphere
Knob: 2 3/8" Rose: 3 5/8"
Series: "D"



Swindon
Knob: 2 1/8" Rose: 2 7/8" Sq.
Series: "A", "D", "E"

Tivoli
Knob: 2 3/4" Rose: 2 5/8"
Series: "D"

Windsor
Knob: 1 3/4" x 3" Rose: 2 5/8"
Series: "A", "D", "E", "K"



Bombay
Knob: 2 1/8" Rose: 5" Sq.
Series: "D"

Buckingham
Knob: 3 1/2" Rose: 5" Sq.
Series: "D"

Cairo
Knob: 2 7/8" Rose: 4 3/8" Sq.
Series: "D"



Delhi
Knob: 2 1/8" Rose: 5" Sq.
Series: "D"

Empire
Knob: 3 1/2" Rose: 6" x 9"
Series: "D"



Futura
Knob: 3" Rose: 5 7/8" Sq.
Series: "D"

Tuscany
Knob: 3 1/2" Rose: 8"
Series: "D"

Louis
Knob: 3 1/2" Rose: 8"
Series: "D"

Maxime
Knob: 3 1/2" Rose: 5" Sq.
Series: "D"

Richelieu
Knob: 3 1/2" Rose: 6" x 9"
Series: "D"

Ritz
Knob: 3 1/2" Rose: 5 7/8" x 8 7/8"
Series: "D"



Royal
Knob: 2 1/2"
Rose: 4 1/2" x 11"
Series: "D"

Sahara
Knob: 2 7/8"
Rose: 4 3/8" x 8 3/8"
Series: "D"

Seaflower
Knob: 2"
Rose: 6"
Series: "D"

Stellar
Knob: 3"
Rose: 8 5/8" x 12 1/2"
Series: "A", "D"

Stonehedge
Knob: 2 1/2"
Rose: 4 1/2" x 11"
Series: "D"

Haida
Knob: 2 1/2"
Rose: 6" x 9"
Series: "D"

Viceroy
Knob: 2 5/8"
Rose: 3 1/8" x 7"
Series: "D"

Calcutta
Knob: 2 3/4"
Rose: 8"
Series: "A", "D"

Canton
Knob: 2 1/8"
Rose: 6" x 12"
Series: "D"

Crescent
Knob: 2 1/8"
Rose: 2 1/2" x 11"
Series: "A", "D"

Dragon
Knob: 2"
Rose: 6 7/8" x 10 1/8"
Series: "A", "D"

Florence
Knob: 2 1/4"
Rose: 2 1/2" x 17 1/2"
Series: "A", "D"

12

Lock Panels & Escutcheons

For application detail and product number see page 76.

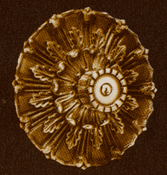

Versailles
Knob: 2 1/2" Rose: 9 1/2"
Series: "A", "D"

Mayan
Knob: 3" Rose: 9"
Series: "D"



Pantheon
Knob: 3" Rose: 8"
Series: "D"

Khan
Knob: 2 1/8" Rose: 9"
Series: "A", "D"

Lombardy
Knob: 1 3/4" x 3"
Rose: 2 1/2" x 19 1/2"
Series: "A", "D"

La Fontaine
Knob: 2 1/2"
Rose: 9 3/4" x 18"
Series: "D"

Shang
Knob: 2 1/8"
Rose: 6" x 12"
Series: "A", "D"



Tang
Knob: 3"
Rose: 12" Sq.
Series: "D"

Zodiac
Knob: 3" Rose: 12 1/2"
Series: "D"

Zodiac Clock
12 1/2" Diameter



205 Escutcheon
Size: 6 1/2" x 10" x 3/8"
Series: "K" Shown with 68 Lever



Ball
Knob: 2 3/8" Rose: 2 9/16" x 6 7/8"
Series: "G"

Heritage
Knob: 2 3/8" Rose: 4" x 8 1/4"
Series: "G"

Saxony
Knob: 2 3/8" Rose: 4 1/4" x 8 1/4"
Series: "G"

12

Sturbridge
36-003
3 7/8" x 4 7/8" x 1/2"
4 7/8" x 7 1/8" x 1/2"
36-065
4 7/8" x 10" x 1/2"
Specify Hand of Door



Essex
Ramsbury Knob
Knob: 2"
Panel: 3 1/4" x 11 1/4"



Lester
Tulip Knob
Knob: 2"
Panel: 3 1/16" x 11 13/16"

Lydia
Devon Knob
Knob: 2"
Panel: 3" x 12"

Madrid
Madrid Knob
Knob: 2 3/8"
Panel: 3" x 12 1/8"

Raleigh
Nottingham Knob
Knob: 2 1/4"
Panel: 3" x 11 7/8"

Sheffield
Colonial Knob
Knob: 2 1/8"
Panel: 3" x 11 13/16"

Suffolk
Claremont Knob
Knob: 2 1/8"
Panel: 3 7/16" x 11 5/8"

Beacon
2 3/4" x 12"

Berkeley
3" x 11 3/4"

Mt. Vernon
3 5/8" x 11 5/8"

Burmont
3" x 10 1/8"

Danbury
3" x 10 1/8"

Greenwich
3" x 14 1/2"

Westlake
3" x 16"

Lakemont
3" x 16"

12

Grip Handle Designs

"E" Series Grip Handle Designs are shown with matching Door Knockers (36-007), Bell Buttons (36-001), and View Grilles with Knockers (36-004). To order, specify function (page 25), both outside and inside designs (page 71), and finish. Specify matching items by product number, design and finish. View Grilles are furnished with liners for 1¾" doors unless otherwise indicated. Minimum backset for Avon, Cavalier, Francesca and Pompeii Grip Handles is 2¾", all other designs 2⅜".

Bell Button:
2 3/4" x 3 1/4"

Avon 3 11/16" x 13"
Projection: 2 1/4"

View Grille
3 7/8" x 8"

Bell Button:
2 7/16" x 4 5/16"

Bowman 3 3/8" x 17"
Projection: 3"

View Grille
2 5/8" x 6"

Bell Button:
2 1/16" Sq.

Castile 3 5/16" x 14 1/8"
Projection: 2 1/8"

View Grille
4 1/8" x 8 5/8"

Bell Button:
2 11/16" x 4 3/8"

Cavalier 3 5/8" x 18 1/2"
Projection: 2 7/8"

Knocker:
2 1/4" x 6 1/4"

Bell Button:
2 1/16" Sq.

Madrid 3" x 17 1/8"
Projection: 3 3/8"

Knocker:
3 3/8" x 7 13/16"

Bell Button:
2 15/16" x 3 7/8"

Majorca 3 1/2" x 18 1/2"
Projection: 2 3/4"

Bell Button:
2 1/2" Sq.

Murchison 2 3/8" x 14 1/4"
Projection: 2 1/4"

Knocker:
2 5/8" x 10 1/2"

Bell Button:
2 1/16" x 4"

Naco 3" x 16 5/8"
Projection: 2 1/8"

View Grille
3 3/8" x 7 1/4"

Bell Button:
3 7/8" x 2 13/16"

Chilton 3 3/8" x 7 1/4"
Projection: 2 1/2"

Knocker:
2 3/8" x 6 1/4"
View Grille
2 3/8" x 6 1/4"

Bell Button:
1 5/8" x 3 5/8"

Dorchester 2 3/8" x 12"
Projection: 2 5/16"

Bell Button:
3 5/8" x 3 13/16"

Francesca 3 5/8" x 18"
Projection: 2 3/4"

Knocker:
2 1/2" x 6 1/2"

Bell Button:
2" x 3 5/8"

Kenwood 2 1/2" x 13 3/4"
Projection: 2 1/8"

Knocker:
3 1/8" x 8 1/4"

Bell Button:
3 1/8" x 3 1/2"

Oliver 3 1/2" x 17 3/4"
Projection: 3 1/8"

Knocker:
2 5/8" x 8"

Bell Button:
2" x 3 1/2"

Parthenon 2 7/16" x 13"
Projection: 2 1/4"

Knocker:
2 5/8" x 7 1/2"
View Grille
3 1/8" x 5 1/2"

Bell Button:
1 3/4" x 3"

Plymouth 2 5/8" x 13"
Projection: 2 5/8"

View Grille
4 3/4" x 7 1/2"

Bell Button:
2 7/16" x 2 13/16"

Pompeii 3 5/8" x 16 1/4"
Projection: 3"

Knocker:
2 1/2" x 6 1/2"

Bell Button:
2 1/2" x 2 13/16"

Rio 3 1/16" x 13 5/8"
Projection: 1 7/8"



Knocker:
2 5/8" x 7"

Bell Button:
1 5/8" x 3 5/8"

Salem 2 3/8" x 12"
Projection: 2 1/8"

Knocker:
3" x 10 5/8"
View Grille
3 3/8" x 6 7/8"

Bell Button:
2 1/8" x 3 1/4"

Sussex 3 19/16" x 16 7/8"
Projection: 2 3/4"

View Grille
2 5/8" x 6"

Bell Button:
2 1/16" Sq.

Valencia 2 5/16" x 14 1/4"
Projection: 2 1/8"

Knocker:
3 1/4" x 7"

Bell Button:
2 13/16" x 3 7/8"

Viceroy 3 5/16" x 17 1/4"
Projection: 2 1/4"



Knocker:
3" x 8"
View Grille
2 3/4" x 7 5/8"

Bell Button:
2" x 3 1/2"

Waverly 2 13/16" x 14 1/8"
Projection: 2 1/2"

Knocker:
2 1/2" x 8 1/4"

Bell Button:
2 1/2" x 3 1/2"

Weymouth 3" x 11 9/16"
Projection: 2"

Inside Trim for Grip Handles



Madrid
Knob: 2 1/4" Rose: 3" x 6 3/8"
Projection: 2 1/2"

Viceroy
Knob: 2 1/8"
Rose: 3 1/4" x 7 1/8"

Any "A" Series design knob is available for inside trim. Minimum backset is 2 3/8".

Normandy
Lever: 3"
Rose: 2 1/2" x 4 5/8"
Projection: 2 3/4"



Rochelle
Lever: 3 7/8"
Rose: 2 1/2" x 4 5/8"
Projection: 2 7/8"



Saratoga
Lever: 2 3/4"
Rose: 2 1/2" x 4 5/8"
Projection: 2 7/8"

Tarrytown
Lever: 3 1/4"
Rose: 2 1/2" x 4 5/8"
Projection: 2 3/8"



Zephyr
Lever: 3 1/2"
Rose: 2 1/2" x 4 5/8"
Projection: 2 5/8"

Tivoli
2 5/8" Dia.



Trim for Deadbolts

Elegant Handcrafted Trim for both inside and outside on "B" Series Deadbolts.

Crown
2 1/4" Dia.

Buckingham
2 1/2" Dia.

Tuscany
2 3/4"Dia.

Viceroy
2 7/8" Dia.

Pulls and Plates

Cobal
*6 3/4"

Scroll
*6 1/2"

Pulls 36-019

Castile
2 1/4" x 11 1/8"

Fairfax
2 3/8" x 12 7/8"

Madrid
3" x 14 3/4"

Trianon
*2" x 23"



Wellington
2" x 14"

Wright
*4 1/2" x 8 1/8"

101 Pull
1 1/2" x 11"

102 Pull
3/4" x 8"

Avignon
4 1/2" x 23 1/4"

Florence
2 1/4" x 17 5/8"

Fredricksburg
3 1/2" x 15 7/8"

Lancaster
3 7/8" x 15 5/8"

Madrid
*3 1/8" x 16"

Oxford
*3 1/2" x 14 5/8"

Queen Anne
3 1/2" x 20 7/8"

301 Plate x 101 Pull
*3" x 16 3/4"

*Other sizes available, see page 78.

Flush Pulls 36-024

Calcutta
4" Dia.

Capitol
2 3/4" Dia.

Fidelis
2 3/4" Dia.

Independence
2 3/4" Dia.



Royal
1 1/4" x 4 1/2"
1 13/16" x 1 1/4"

Drop Ring Pulls 36-025

Capital
2 3/4" Dia.

Fidelis
2 3/4" Dia.

Independence
2 3/4" Dia.

Liberty
2 3/4" Dia.

Republic
1" x 2 1/2" base

Bell Buttons 36-001

Calcutta
Size: 2" Dia.

Canton
Size: 2" x 4"

Crescent
Size: 2" x 4"

Stellar
Size: 2" x 3 1/8"

Tang
Size: 3" Sq.

Bolts

Cremorne Bolts 36-039

Princeton Yorktown
Case: 1 3/4" x 8" Bolt: 5/8" half round

Surface Bolt 36-029

Yorktown
1 1/2" x 8" x 5/8" half round
Lengths: 9", 12", 18", 24"

Strikes for Cremorne or Surface Bolts

10-059
Surface Mounting

10-060
Mortise Mounting

Door Knockers 36-007

Eden
Size: 3 1/4" x 5 5/8"

Leo
Size: 4 3/4" x 8 1/4"

Stellar
Size: 4" x 8 1/4"

View Grille 36-004

with Knocker

Inside

Calcutta
Size: 5" Dia. Door Cut: 3 3/8" Dia.

Levers

Handcrafted Lever Designs are available on "A", "B", "C-D", and "E" lock mechanisms with applications and rose variations as indicated. To compensate for the extra weight and length of lever handles, stronger slide springs are provided with the cylindrical type mechanism of "A", "C-D" and "E" locks.

To order Lever Trim, always specify hand of door. For levers only, always specify lock series, function and inside/outside application.

#87 Lever/422 Rose "K" Locks

Levers: Bedford, Rochelle, Saratoga, Tarrytown, Yorktown, and Zephyr available.

Roses: 422, 424, 426, Cupra and Chelsea

Functions: Levers available for all "K" series functions.

Normandy/Plymouth "A" Locks

Levers: Bedford, Lily, Rochelle, Saratoga, Tarrytown, Yorktown and Zephyr available.

Roses: All "A" rose designs and lock panels may be used.

Functions: Levers one side only for keyless functions; no cylinder operation.

Normandy/Normandy "B" Locks

Levers: Other designs shown on pages 72-73.

Roses: All "B" rose designs may be used.

Functions: Latch and Dummy Trim.



Normandy/Plymouth "C-D" Locks

Levers: Bedford, Lily, Rochelle, Saratoga, Tarrytown, and Zephyr available.

Roses: All "C-D" rose designs and lock panels may be used.

Functions: Levers both sides for keyless functions; no cylinder operation.

Normandy/Plymouth "E" Locks

Levers: Rochelle, Saratoga, Tarrytown and Zephyr available.

Roses: All "E" inside roses may be used.

Functions: Levers inside only.

Push-Pull Plates

The variety of standard applications available is indicated by the representative illustrations and product numbers for designs shown on pages 67 and 74. For special applications, contact the factory.

Rose Plate

01-001 "A" Outside
01-002 "A" Inside
04-001 "D" Outside
04-002 "D" Inside

Auxiliary Escutcheon 36-003

2 5/8" dia. hole.
For 2 9/16" dia. roses

Push Plate

36-008 Plain

36-009
Cut for cyl. or "B"

36-010
with dummy cyl.

Pull Plate 36-015

Grip centered

Pull Plate

36-016
Cut for cyl. or "B"

36-017
with dummy cyl.

36-019 Pull only

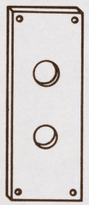

36-058 Panel-Outside

36-059 Panel-Inside

Cut for "B"
With "A" bushing.
Holes 4" on center.

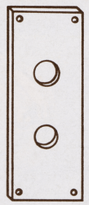

36-060 Panel-Outside

36-061 Panel-Inside

Cut for "B"
With "D" bushing
Holes 4" on center.



Panel 36-062

Cut for "B"
2 5/8" dia. hole
for 2 9/16" dia roses.
Holes 4" on center.

Pull Plate 36-063

Grip lowered to match 36-016

12

Handcrafted Specifications

Dimensions: Dimensions for the basic design for each series are listed in the first position of the Knob and Rose columns. Optional sizes follow.

Functions: Most designs listed for "A" and "D" series are available for all functions. Some designs and knob sizes are not suitable for key operation. Please check your price list or contact the factory for latest information when key locks are required.

***Dummy Trim:** Knob sizes prefixed by the asterisk are available only for single or pairs of dummy trim. Recessed mounting is furnished unless surface mounting is specifically requested.

****Designs:** Available for recessed mounting only.

Knob and Rose Specifications

Design/Symbol	Series	Knob	Rose	Projection	Backset
Ball BAL	D	2 3/8"	2 9/16"	2 13/16"	2 3/4"
	G	2 3/8"	2 9/16"x6 7/8"	2 13/16"	2 3/4"
****Barrington** BAR	D	3"	2 9/16"	2 1/2"	2 3/4"
Bombay BOM	D	2 1/8"	5"	2 1/2"	3 3/4"
Buckingham BUC	D	3 1/2"	5"	3 3/16"	3 3/4"
Cairo CAI	D	2 7/8"	4 3/8"	2 11/16"	2 3/4"
Calcutta CAL	A	2 5/16", 2"	6", 2 5/8"	2 1/16"	5"
Calcutta	A,E	2 1/4"	3", 4" 5", 8"		
Calcutta	D	2 3/4", 3" 2", 2 1/4" *4", *5"	8", 2 5/8" 3", 4" 5", 6"	2 1/2"	5"
Cambridge CAM	D	2 1/8"	2 9/16"	2 9/16"	2 3/4"
Canton CAN	D	2 1/8"	6"x12"	2 5/8"	5"
Capitol CAP	D	3", *4", *5"	4", 3", 5", 8"	2 3/4"	2 3/4"
Century CEN	D	2 1/8"	3 5/8" Sq.	2 1/2"	2 3/4"
Chelsea CHE	A,E	2 1/8"	2 5/8"	2 3/8"	2 3/8"
Chelsea	D,K	2 1/8"	2 5/8"	2 13/16"	2 3/4"
****Colonial** COL	D	2 1/2"	2 9/16"	2 11/16"	2 3/4"
Coronet COR	A,E	2"	2 9/16"	2 5/16"	2 3/8"
Cosmos COS	D	2 3/4"	2 3/4"	2 13/16"	2 3/4"
Countess COU	D	3"	2 3/4"	2 1/2"	2 3/4"
****Crescent** CRE	A,E	2"	5 1/2"x11"	2 1/4"	3 3/4"
Crescent	A		4 1/2"x9"		
Crescent	D	2 1/8"	5 1/2"x11"	2 11/16"	3 3/4"
Cupra CUP	D	2 1/2"	2 9/16"	2 9/16"	2 3/4"
Crown CRO	K	2 1/4"	2 9/16"	2 1/2"	2 3/4"
Dahlia DAH	A,E	2 1/2", 2"	2 9/16"	2 3/16"	2 3/8"
Dahlia	D	2 1/2", 2"	2 9/16"	2 5/8"	2 3/4"
Dahlia	K	2 1/2"	2 9/16"	2 5/8"	2 3/4"
Delhi DEL	D	2 1/8"	5"	2 1/2"	3 3/4"
Devon DEV	A,E	2 1/4"	3"	2 3/16"	2 3/8"
Devon	D,K	2 1/4"	3"	2 5/8"	2 3/4"
****Domo** DOM	A	2 1/2", 2 1/8"	2 9/16"	3"	2 3/8"
Domo	D	2 1/2", 3" 2 1/8"	2 9/16"	3 1/2"	2 3/4"
Dragon DRA	A,E	2"	6 7/8"x10 1/8"	2 1/16"	5"
Dragon	D	2"	6 7/8"x10 1/8"	2 1/2"	5"
****Duchess** DUC	A	2 7/16", 2 1/8"	2 9/16"	2 5/16"	2 3/8"
Duchess	D	2 7/16", 3", 2 1/8"	2 9/16"	2 3/4"	2 3/4"
Ellipsoid ELL	D	2"x2 5/8"	2 9/16"	2 5/8"	2 3/4"
Empire EMP	D	3 1/2"	6"x9"	3 3/16"	5"
Fidelis FID	D	3"	4"	2 3/4"	2 3/4"
Flite FLI	D	1 11/16"x7 1/4"	3 1/2"	2 1/2"	3 3/4"
Florence FLO	A,E	2 1/4"	2 1/2"x17 1/2"	2 1/2"	2 3/8"
Florence	D	2 1/2"	2 1/2"x17 1/2"	2 5/8"	2 3/4"
Futura FUT	D	3"	5 7/8"	2 5/8"	2 3/4"
****Gentian** GEN	A,E	2 1/8"	2 11/16"	2 1/4"	2 3/8"
Gentian	D,K	2 1/8"	2 11/16"	2 11/16"	2 3/4"
****Haida** HAI	D	2 1/2"	6"x9"	2 3/4"	5"
Heritage HER	G	2 3/8"	4"x8 1/4"	2 3/4"	2 3/4"
Independence IND	A,E	2 1/2", 2"	2 5/8", 3" 4", 5"	2 5/16"	2 3/8"
Independence	A				
Independence	D,K	2 1/2"	2 5/8"	2 3/4"	2 3/4"
Independence	D	2", 3", *4"	3", 4", 5"		
Jasmine JAS	A,E,K	2 3/16"	2 5/8"	2 5/16"	2 3/8"
Jasmine	D	2 13/16"	2 5/8"	2 3/4"	2 3/4"
****Khan** KHA	A,E	2"	9"	2 1/4"	7"
Khan	D	2 1/8"	9"	2 11/16"	7"
****La Fontaine** LAF	D	2 1/2", 2"	9 3/4"x18"	2 5/8"	7"
Liberty LIB	A,E	2 1/2", 2 1/8"	2 9/16"	2 1/16"	2 3/8"
Liberty	D	2 1/2", 2 1/8"	2 9/16"	2 1/2"	2 3/4"
	K	2 1/2"	2 9/16"	2 1/2"	2 3/4"
****Lombardy** LOM	A,E	1 3/4"x3"	2 1/2"x19 1/2"	2 1/4"	2 3/8"
Lombardy	D	1 3/4"x3"	2 1/2"x19 1/2"	2 11/16"	2 3/4"
Louis LOU	D	3 1/2"	8"	2 3/4"	5"
****Madrid** MAD	A,E	2 1/4"	2 7/8"	2 3/8"	2 3/8"
Madrid	D	2 7/8", 2 5/16"	2 7/8"	2 13/16"	2 3/4"
Madrid	K	2 1/4"	2 7/8"	2 3/8"	2 3/4"
Marguerite MAR	A,E	2 5/8"	2 5/8", 3"	2 5/16"	2 3/4"
Marguerite	D,K	2 5/8"	2 5/8"	2 3/4"	2 3/4"
Marguerite	D	*4"	3"		
Maxime MAX	D	3 1/2"	5"	2 3/4"	3 3/4"
Mayan MAY	D	3"	9"	2 3/4"	7"
Medici MED	A,E	2 1/8"	2 5/8"	2 11/16"	2 3/8"
Medici	D,K	2 1/8"	2 5/8"	2 5/8"	2 3/4"
****Nottingham** NOT	A,E	2 1/4"	2 7/8"	3 3/4"	2 3/4"
Nottingham	D,K	2 1/4"	2 7/8"	3 3/16"	2 3/4"
Palace PAL	A,E	1 5/8"x2 5/8"	2 5/8"	2 1/4"	2 3/8"
Palace	D,K	1 5/8"x2 5/8"	2 5/8"	2 11/16"	2 3/4"
Pantheon PAN	D	3"	8"	2 1/2"	5"
Peony PEO	A,E	2 3/8"	2 5/8"	2 5/16"	2 3/8"
Peony	D,K	2 3/8"	2 5/8"	2 3/4"	2 3/4"
Piedmont PIE	D	2 1/2"	2 13/16"	2 3/4"	2 3/4"
President PRE	A,E	2 1/2", 2"	2 5/8"	2 5/16"	2 3/8"
	D	2 1/2", 2", 3"	2 5/8"	2 3/4"	2 3/4"
****Ramsbury** RAM	A,E	2"	2 7/8"	2 3/8"	2 3/8"
Ramsbury	K	2"	2 7/8"	2 3/8"	2 3/4"
Republic REP	A,E	2 1/2", 2"	2 9/16"	2 5/16"	2 3/8"
Republic	D	2 1/2", 2"	2 9/16"	2 3/4"	2 3/4"
Republic	K	2 1/2"	2 9/16"	2 3/4"	2 3/4"
Richelieu RIC	D	3 1/2"	6"	2 3/4"	3 3/4"
Ritz RIT	D	3 1/2"	6"x9"	2 3/4"	5"
Royal ROY	D	2 1/2"	4 1/4"x11"	2 7/8"	2 3/4"
Sahara SAH	D	2 7/8"	4 3/8"x8 3/8"	2 11/16"	2 3/4"
Saturn SAT	A,E	2"	2 9/16"	2 7/16"	2 3/8"
Saturn	D	2"	2 9/16"	2 9/16"	2 3/4"
****Saxony** SAX	A,E	2 3/8"	2 7/8"	2 3/8"	2 3/8"
Saxony	D	2 3/8"	2 7/8"	2 13/16"	2 3/4"
Saxony	G	2 3/8"	4 1/4"x8 1/4"		2 3/4"
Saxony	K	2 3/8"	2 7/8"	2 3/8"	2 3/4"
Seaflower SEA	A,E	2"	6"	2 1/16"	5"
Seaflower	D	2"	6"	2 1/2"	5"
Serra SER	A,E	2 1/4"	2 5/8"	2 1/4"	2 3/8"
****Shang** SHA	A,E	2"	6"x12"	2 1/4"	5"
Shang	D	2 1/8"	6"x12"	2 13/16"	5"
Solar SOL	D	2 1/8"	3 1/2"		2 3/4"
Stellar STE	A,E	2 1/2", 2 1/8"	8 5/8"x12 1/2" 4 1/4"x7"	3 1/16" 2 7/8"	7"
Stellar	D	3" 2 1/8", 2 3/8"	8 5/8"x12 1/2" 4 1/4"x7"	3 1/2" 2 7/8"	7"
Stonehedge STO	D	2 1/2"	4 1/2"x11"	2 7/8"	2 3/4"
****Swindon** SWI	A,E	2 1/8"	2 7/8"	2 1/4"	2 3/8"
Swindon	D	2 1/8"	2 7/8"	2 11/16"	2 3/4"
****Tang** TAN	D	3"	12", 8"	2 3/4"	7"
Tivoli TIV	D	2 3/4"	2 5/8"	2 3/4"	2 3/4"
Tuscany TUS	D	3 1/2"	8"	3 3/16"	5"
Versailles VER	D	2 1/2"	9 1/2"	2 5/8"	7"
Viceroy VIC	D	2 5/8"	3 1/8"x7"	2 3/4"	2 3/4"
Windsor WIN	A,E	1 3/4"x3"	2 5/8"	2 1/4"	2 3/8"
Windsor	D,K	1 3/4"x3"	2 5/8"	2 11/16"	2 3/4"
Zodiac ZOD	D	3"	12 1/2"	2 3/4"	7"

12

Handcrafted Specifications

Zodiac Clock	ZOD—XQ08-685 Zodiac Clock 12 1/2" Dia. operated by one "C" battery (not furnished). Finishes: 609, 610, 616
205	For "K" Series Keyless and concealed cylinder functions. Specify 206 for use with full mortise cylinder. Can be combined with all "K" roses or used on both sides of door with all "K" levers and knobs. Finishes: 403, 613.

Lever and Rose Specifications

Design/Symbol	Series	Lever	Rose	Projection	Backset
Bedford BED	A	4 1/8"	A	2 3/16"	2 3/8"
Bedford	B	4 1/8"	2 1/8"	2 5/16"	2 3/8"
Bedford	D	4 1/8"	D	2 5/8"	2 3/4"
Bedford	K	4 1/8"	2 5/8"	2 5/8"	2 3/4"
Chancellor CHA	B	3 11/16"	2 1/4"	2 3/4"	2 3/8"
Craigmont CRA	B	3 3/8"	2 1/8"	2 1/4"	2 3/8"
Granada GRA	B	3 3/8"	2 1/8"	2 1/4"	2 3/8"
Hartford HAR	B	3 1/4"	2 1/8"	2 5/16"	2 3/8"
Jamestown JAM	B	3 1/8", 4"	2 1/8"	2 5/16"	2 3/8"
Kenwood KEN	B	2 1/2"	2 1/8"	1 7/8"	2 3/8"
Kingston KIN	B	3 3/8"	2 1/8"	2 7/8"	2 3/8"
Lily LIL	A	4 1/8"	A	3 1/8"	2 3/8"
Lily	B	4 1/8"	2 1/8"	3 5/16"	2 3/8"
Lily	D	4 1/8"	D	3 9/16"	2 3/4"
Lorraine LOR	B	3 3/4"	2 1/8"	2 7/8"	2 3/8"
Madrid MAD	B	3 3/4"	3 1/8"		2 3/8"
Newart NEW	B	3 3/8"	2 1/8"	2 1/8"	2 3/8"
Normandy NOR	A	3"	A	2 1/4"	2 3/8"
Normandy	B	3"	3 1/8"	2 1/2"	2 3/8"
Normandy	D	3"	D	2 11/16"	2 3/4"
Normandy	E	3"	E		2 3/8"
Orleans ORL	B	3 3/8"	2 1/8"	2 3/8"	2 3/8"
Princeton PRI	B	3"	2 1/8"	2 1/2"	2 3/8"
Providence PRO	B	3 1/8", 4"	2 1/8"	2 1/2"	2 3/8"
Revere REV	B	3 1/4"	2 1/8"	2 3/8"	2 3/8"
Roanoke ROA	B	2 3/8", 3" 3 1/4", 3 1/2"	2 1/8"	2 7/8"	2 3/8"
Rochelle ROC	A	3 7/8"	A	2 3/8"	2 3/8"
Rochelle	B	3 7/8"	2 5/8"	2 3/8"	2 3/8"
Rochelle	D	3 7/8"	D	2 13/16"	2 3/4"
Rochelle	E	3 7/8"	E		2 3/8"
Rochelle	K	3 7/8"	2 5/8"	2 13/16"	2 3/4"
Saratoga SAR	A	2 3/4"	A	2 1/4"	2 3/8"
Saratoga	B	2 3/4", 4"	2 1/8"	2 5/16"	2 3/8"
Saratoga	D	2 3/4"	D	2 11/16"	2 3/4"
Saratoga	E	2 3/4"	E		2 3/4"
Saratoga	K	4"	2 5/8"	2 5/16"	2 3/4"
Stratford STR	B	3 1/4"	2 1/8"	2 3/8"	2 3/8"
Tarrytown TAR	A	3 1/4"	A	2 1/8"	
Tarrytown	B	3 1/4"	2 1/8"		
Tarrytown	D	3 1/4"	D	2 9/16"	
Tarrytown	E	3 1/4"	E		
Tarrytown	K	3 1/4"	2 5/8"	2 9/16"	2 3/4"
Tudor TUD	B	3 3/4"	2 1/8"	2 5/8"	2 3/8"
Williamsburg WIL	B	3 1/4"	2 1/8"	2 3/8"	2 3/8"
Yorktown YOR	A	2 3/4"	A	2 1/4"	2 3/8"
Yorktown	B	2 3/4", 3 3/4"	2 1/8"	2 3/16"	2 3/8"
Yorktown	D	2 3/4", 3 3/4"	D	2 11/16"	2 3/4"
Yorktown	K	3 3/4"	2 5/8"	2 11/16"	2 3/4"
Zephyr ZEP	A	3 1/2"	A	2 1/4"	2 3/8"
Zephyr	B	3 1/2"	2 1/8"	2 1/8"	2 3/8"
Zephyr	D	3 1/2"	D	2 11/16"	2 3/4"
Zephyr	E	3 1/2"	E		2 3/8"

Size Variations: Push/Pull Plates, Escutcheons, Pulls

Queen Anne
Grip only 6" C to C

Cobal

Size	C to C
3 5/8"	3"
4 5/8"	4"
5 5/8"	5"
6 3/4"	6"
7 3/4"	7"
10"	9"
13"	12"

Scroll Specify Hand

Size	C to C
6 1/2"	6"
9"	7 5/8"
20"	18"
26"	24"

301 Push Plates
3"x 16 3/4"x 1/4"
4"x 16 3/4"x 1/4"
6"x 16 3/4"x 1/4"

Madrid
3 1/8"x 16"x 5/16"
3 1/8"x 21"x 5/16"

Oxford
3 1/2"x 14 5/8"x 1/2"
2 7/8"x 17 3/4"x 1/2"
3 3/4"x 21 1/8"x 1/2"
Grip only 6" C to C

Wright

Size	C to C
2 1/4"x 3"	2 1/2"
3 1/4"x 4 3/4"	4"
4 1/2"x 7 5/8"	6 5/8"
4 1/2"x 8 1/2"	7"
4 1/2"x 9"	8"
6"x 13 1/4"	12"
6"x 15 3/8"	14"

Cremorne Bolts

Designs: Princeton and Yorktown
Levers: All "B" Series Levers available, except Jamestown and Hartford designs.
Case Size: 1 3/4"x 8"
Bolt Size: 5/8" half round
Strikes: One 10-059 Surface and two 10-060 Mortise furnished with each bolt (except dummy trim).
Locking Device: Holds rods in extended position—can be locked and unlocked from inside only.
Additional Guides: Required for doors over 7'8"
To Order: Specify number, design, finish, hand of door, height and thickness. Standard mounting from floor to center line of case is 36". Specify height if special case mounting required.

Applications

36-039 Without Locking Device, Active Inside Lever
36-040 Without Locking Device, Active Inside and Outside Levers
36-041 With Locking Device, Active Inside Lever
36-042 With Locking Device, Active Inside and Outside Levers
36-047 Dummy Trim, Inactive Inside Lever
36-048 Dummy Trim, Inactive Inside and Outside Levers
36-051 Without Locking Device, Active Inside Lever, Inactive Outside lever
36-052 With Locking Device, Active Inside Lever, Inactive Outside Lever

Alternate Series

Florence
Bright Brass
Blackened 610 (7)



Sahara
Satin Brass
Blackened 609 (5)



Versailles
Satin Bronze
Blackened 616 (11)



Jasmine
Antique Copper 489 (8)

Dahlia
Bright Bronze &
Brown 617 (13D)



Chancellor
Satin Bronze
Blackened 616 (11)

Lily
Satin Nickel
Blackened 620 (15A)

Claremont
with Escutcheon
Antique Bronze 616 (11)



Crown
Bright Brass
Blackened 610 (7)

Viceroy
Bright Brass
Blackened 610 (7)

Majorca
Bright Brass
Blackened 610 (7)

Cavalier
Bright Brass 605 (3)

44x712
Bright Brass 605 (3)



22x715
Satin Bronze 612 (10)



22x422
Satin Chromium 626 (26D)

68x422
Satin Brass 606 (4)



SCHLAGE®

SCHLAGE LOCK COMPANY

San Francisco, CA Vancouver, B.C.