


SCHLAGE LOCKS



H O M E P L A N N E R S G U I D E



Furnishings by Kroehler

Great Expectations

Planning a new home is the most wonderful adventure of a lifetime . . . exciting as you visualize its special beauty . . . perplexing, as you face unfamiliar problems and choices.

You will find it helpful to sum up your expectations and use them as a guide: you want your new home *to be beautiful; to be secure and trouble-free; to fit your needs and way of life.* A sure way to achieve this result is to apply these

three requirements to every item that goes into the construction of your home, from foundation to roof, from drain pipes to door knobs.

The knobs that open your doors and the locks that keep them secure are Schlage Lock Company's particular contribution to your home. Let's measure these locks—as you should every product and material—by the yardstick of your three major requirements . . .

SCHLAGE LOCKS ARE BEAUTIFUL . . .



Locks and latches are important ornamental details of your new home. You should choose them with the same care you would give to your personal jewelry, or to the silverware that adorns your dining table.

Especially at the welcoming front door, and on from room to room, you will want your locks and latches, by their quality and good taste, to express the thoughtful planning that has gone into your home.

You will be delighted with Schlage lock styles. They have been designed by leading architects and decorators, and you will find among them the particular style that both harmonizes with your home's architectural lines and expresses your individual taste.


Another distinctive advantage of Schlage styling that you will appreciate is called (in mechanical terms) the "long-backset." This means freedom from the old knuckle-scuffing position of the knob close to the door's edge. It means that you can place your decorative lock anywhere on the door that good design dictates.

Perhaps what you'll like most about Schlage locks is the beauty of their fine metals. Some of the designs are illustrated here, and on the following pages. Basically, every lock trim has two parts, the knob, and the plate behind it, which is called an "escutcheon." There are also auxiliary escutcheons of wide diameter on which the basic lock can be mounted. These are sometimes chosen in a different finish to complement and emphasize the design of the knob . . .


You can choose your lock design, like your silverware pattern, by name. The lock featured here is the smartly contemporary Zenith design mounted on an 8" diameter Novo auxiliary escutcheon. Both are finished in soft, brushed bronze. Note how effectively the center-of-door position carries out the balanced design of the entrance way.

Bright brass glorifies the softly-contoured circles of the Pantheon design with its 8" escutcheon.

Contrasting finishes are effective! This is the Astra design, in bright bronze, mounted on the wide Novo auxiliary escutcheon, finished in brushed chrome. See how the plain background surface emphasizes the richness of the metals.



The distinguished spherical knob of the Saturn design is mounted on a banded Riviera auxiliary escutcheon, 5½" in diameter. Both are finished in bright brass.



✓
Locks of other styles border the following pages. Note what different effects can be achieved with varying combinations of metal finish and background color.



Schlage Locks are secure...

The mechanical perfection of Schlage locks is something you may not fully appreciate until you've enjoyed a lifetime of trouble-free service — no repair bills, no replacements and no annoyance. Generally speaking, the dependability of a product can be judged by (1) the materials that go into it (2) the know-how of the company that makes it (3) the functional advantages it offers over any other product of its kind.

Considering Materials... The mechanism of all Schlage locks is made of strong tempered cold-rolled steel. Soft, die-cast metals are never used, because Schlage locks are meant for a home, and a home is a lifetime investment!

Knobs and escutcheons are made of the finest materials available, and the luster of rich brass and bronze is preserved with a coating of high-quality transparent lacquer applied electrolytically to give a smooth, unbroken surface. There are also the beautiful white metals—non-tarnishing chrome, brushed or bright, and *"Luster-Sealed" aluminum.

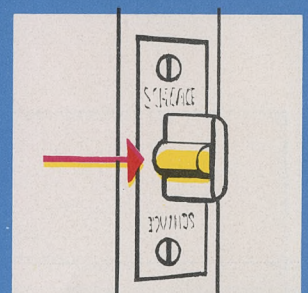
*"Luster-Sealed" is the term used to describe pure aluminum coated electrolytically with aluminum oxide, a material second only to a diamond in its hardness. Luster-sealed aluminum has become the choice metal for ships' hardware because of its amazing resistance to corrosion by moisture and salt air. For this reason it is highly recommended for homes in coastal and extremely humid regions. Whatever the climate, tarnish-proof, scratch-resistant luster-sealed aluminum will retain its soft, silvery sheen indefinitely.

* An adaptation of Alcoa's Alumilite process.

EXTRA SECURITY

See the guard-bolt alongside the latchbolt? This sets automatically, making it impossible for the lock-jimmying intruder to slip his way in by pressing back the movable part of the latch.


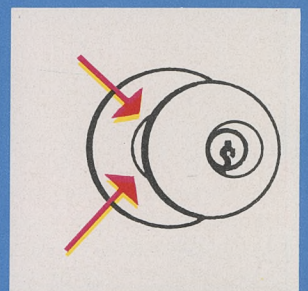
Every outside door lock made by Schlage is equipped with this guard bolt, giving you extra — and automatic — protection.



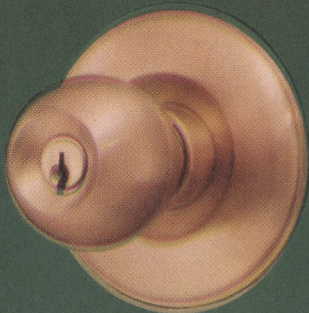
NO EXTERIOR SCREWS

The knob of a Schlage lock will never wobble or spin—or come off in your hand! Such troubles are usually caused by set screws that work loose. Schlage has eliminated these screws entirely and replaced them with a positive spring catch.


Notice, too, that there are no screws in the escutcheon to mar its appearance, or to work loose in the wood of the door. Schlage locks are held firmly in place by means of concealed bolts that attach to the strong-steel lock case — not to the door itself.




'ZENITH' with "DARIEN" Auxiliary escutcheon —Brushed Bronze finish



"MERCURY"—Brushed Bronze finish



"BARRINGTON"—Bright Brass finish




"PLYMOUTH" with "DARIEN" Auxiliary escutcheon — Brushed Bronze finish

...and trouble-free

Considering Know-How . . . Thirty years ago, Walter Schlage revolutionized the art of lock-making by inventing a streamlined, cylindrical lock—with the keyhole placed neatly in the knob—and did away with the bulky, rectangular mortise locks that by now are almost extinct.

The world welcomed that invention and on the strength of it, Schlage Lock Company built the world's most modern lock factory and employed the finest engineering talent, for one purpose: to make better locks.




(Assembled, compact lock unit)

LOW COST INSTALLATION

Schlage locks come to the carpenter in factory-assembled, compact units . . . no scattered parts to "figure out"—or to lose!


Gone are the door-gouging days of the old-fashioned mortise lock. Two holes are all that are needed to install a Schlage lock and latch, reducing installation time from hours to less than 10 minutes.

And Schlage locks are interchangeable! Should you want to make changes or additions to your home, your Schlage locks can be turned around or traded from door to door with no expense for refitting.




SCHLAGE


THE WORLD'S MOST IMITATED LOCK




"NOVO" with "RIVIERA" Auxiliary escutcheon
—"Luster-Sealed" Aluminum finish




"PLYMOUTH"—Bright Brass finish



"MONARCH"—Satin Chrome finish



"SATURN" with "RIVIERA" Auxiliary escutcheon —Bright Brass finish



KEY-IN-KNOB

It's easy to keep a grip on your packages when you open a Schlage-locked door. Two fingers will do it. Just insert the key and turn it. In a jiffy you're in—with bundles intact. The Key-in-Knob operation has another advantage—the keyhole is easy to locate, even in the dark!

For added convenience without loss of security, you can have all the Schlage locks in your home keyed alike. One key will open them all—including garage and other detached buildings. Other keying arrangements to fit special needs are also available.




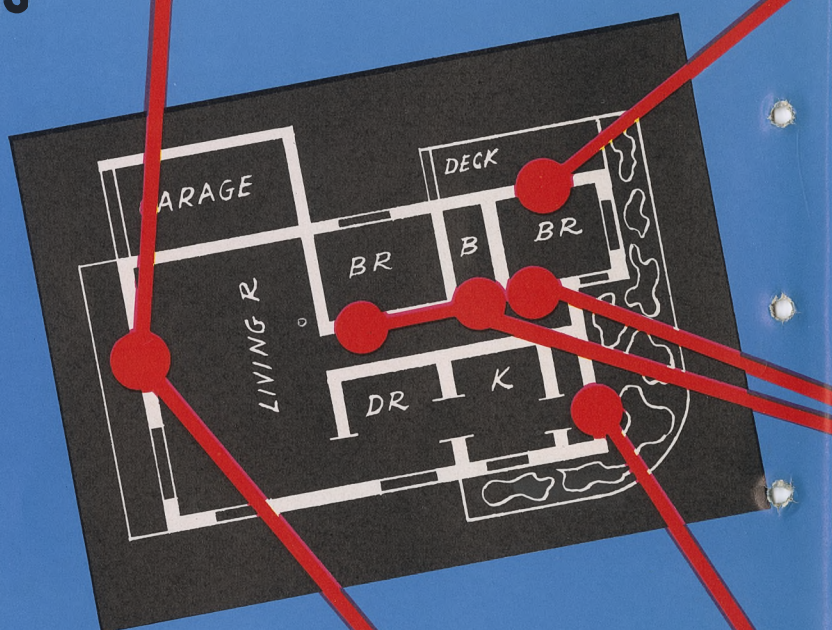
Schlage Locks Fit Your Needs

It may surprise you to learn how convenient a thoughtfully-designed lock can be. The rooms in a house have various functions, and so have the locks that guard them. When you put the right lock in the right place, you cut expense and make a big investment in comfortable living.

Every lock pictured here has a special service to offer you. See how the petty annoyances that locks may have given you in the past have been eliminated . . . and how the time it takes to operate them has been pared down to split seconds.

Have your home plans handy as you read these pages, and fit the locks to your doors where they belong.

You'll want to know first that a Schlage lock will never leave you trapped in a locked room! No need to search for a key or to release a bolt or other locking gadget. A turn of the inside knob lets you out even when the door is locked.




VISIBLE SECURITY



The front door changes its status many times a day . . . it's locked when you're home alone . . . unlocked when the children are running in and out . . . locked when you leave for shopping. It will save you time and annoyance to have a knob that will tell you at a glance whether or not the door is locked.


The Schlage Turn Button Lock does just that. When the ridge on the button is in vertical position, the door is unlocked . . . in horizontal position, it's locked and can't be opened from the outside without a key. When you leave the house, just press the button and turn it to horizontal, close the door and give it not another thought. It's not only locked, but deadlocked!



NO ACCIDENTAL LOCK-OUT

Stepping out for a sun bath on the roof deck or enclosed patio is one of the happy features of modern-home living. Not so happy, though, if the door blows shut, locking you out, and there's no one at home to let you back in!

A Schlage Push Button Lock is the answer here. There's no key to bother with . . . just a button on the *inside* knob. When you turn the inside knob to go out, the lock is automatically released—and stays released, wind or no wind—until you close the door again and push the button from the inside!




PRIVACY WITH SAFETY

For bedrooms and baths, a lock's principal job is to insure privacy. In the bathroom, for example, you want the lock to say, in effect, "Occupied." But you don't want to be kept out if Junior's in there sampling the medicine bottles!

The Schlage Privacy Lock has a push button on the inside knob. Push it in and the outside knob is locked. When you turn the knob to leave, the door automatically unlocks.

The important feature of this lock is an "emergency" slot in the outside knob. In a necessity, any bit of metal—a hairpin, nail file, screw-driver—will release the lock.



ALL PURPOSE

Your back door is often used as main entrance and exit—so here you'll want the same security you have on the front door.

But wait, the back door leads to the garden, and you'll be running in and out often to do your gardening, hang the wash, set up the barbecue fixings, etc. For this, you want the "no-lock-out" convenience of the patio door.

The Schlage Universal Button combines the Turn Button and Push Button control in a magically convenient operation. Just push in the button to lock the door. When you turn the knob to go out, the door will automatically unlock and keep you from being locked out. If you want the door to remain locked, just turn the button to horizontal.



Take your Home Plan with you when you visit your Schlage Dealer

Your experienced hardware dealer will help you select the locks for your individual home plan. This is important, for the right lock in the right place can save you money and contribute a great deal to the smooth, effortless operation of your home. Have your colors in mind, too, so you can choose the metal finish that will complement these colors most effectively.

You will find selecting lock designs one of the most enjoyable adventures of your home planning career. If you're like most people who have not had occasion to follow the development of locks, you'll be delighted to see how beautiful Schlage locks are, and to realize how their lustrous materials and decorative forms can enhance the beauty of your home.

OTHER SCHLAGE LOCKS



If you prefer the classic lines of a lock, there are many beautiful ones available. All of these have the same locking security and "one-hand" operation of the knob locks. Design shown is in bright brass finish.

Auxiliary locks for other doors, such as garages, tool sheds, etc., also offer deadlocking security and, if desired, can be keyed for the same key that fits your entrance door.

Postage
Will be Paid
by
Addressee

No
Postage Stamp
Necessary
If Mailed in the
United States

BUSINESS REPLY CARD

First Class Permit No. 2201, Sec. 34.9, P. L. & R., San Francisco, Calif.

SCHLAGE LOCK COMPANY

P. O. BOX 3324

SAN FRANCISCO, CALIFORNIA

